

I. MAGIDSON, J. ARENZ, AND O. PFEFFERKORN.
 CIGAR PACKING DEVICE.
 APPLICATION FILED SEPT. 12, 1919.

1,410,109.

Patented Mar. 21, 1922.
 2 SHEETS—SHEET 1.

Fig. 1.

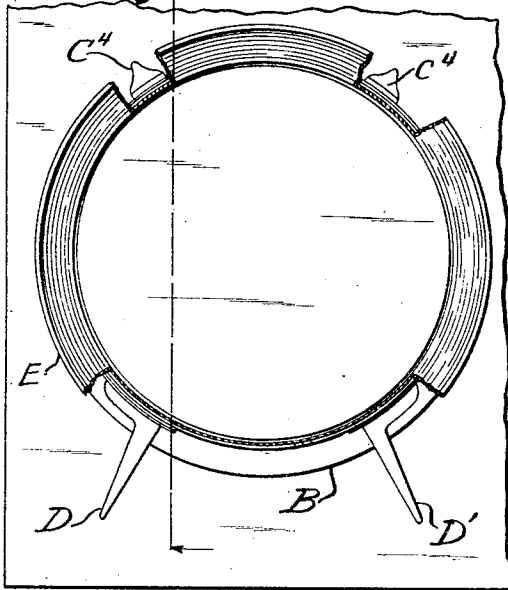


Fig. 2.

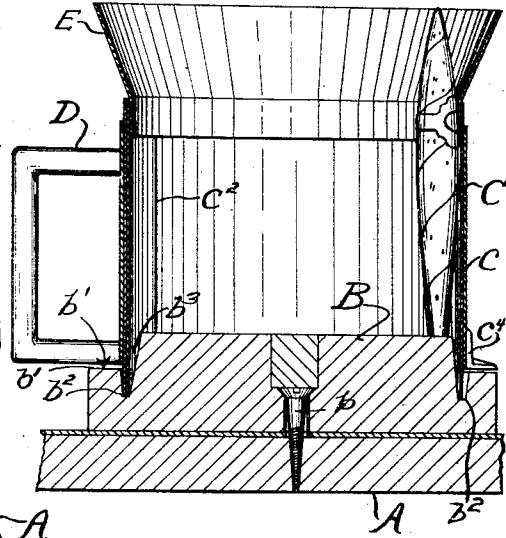
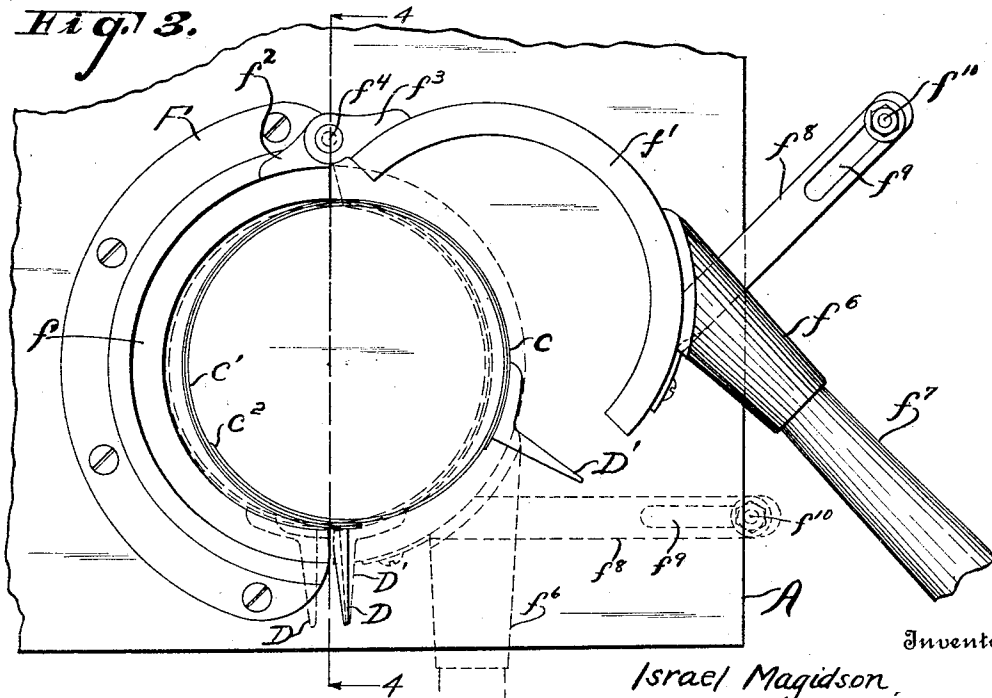


Fig. 3.



Inventors

Israel Magidson,
 Joseph Arenz,
 Otto Pfefferkorn.

Erwin, Wheeler & Woodard
 Attorneys

Witness
 Faetz

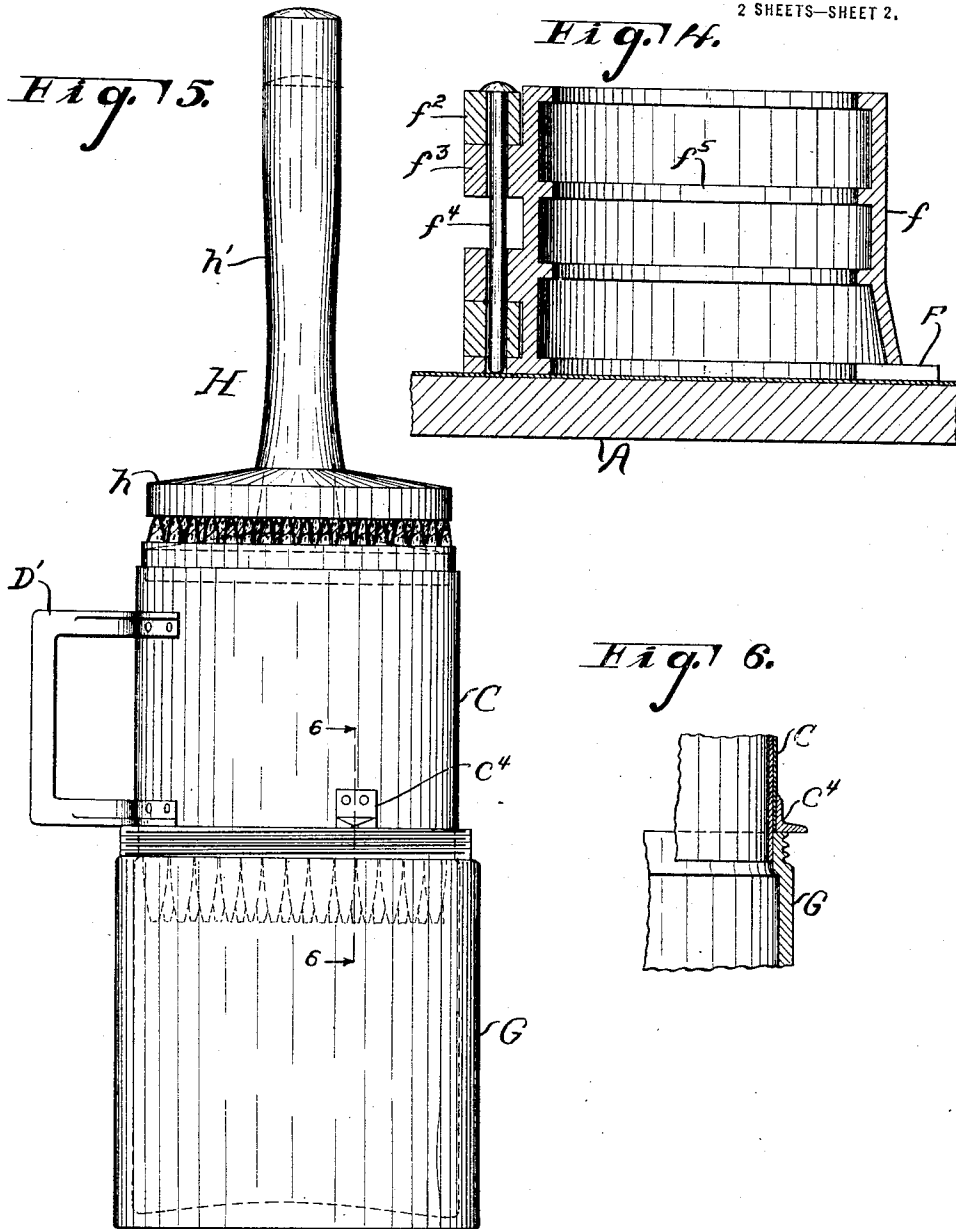
I. MAGIDSON, J. ARENZ, AND O. PFEFFERKORN.
CIGAR PACKING DEVICE.

APPLICATION FILED SEPT. 12, 1919.

1,410,109.

Patented Mar. 21, 1922.

2 SHEETS—SHEET 2.



Witness
J. A. [Signature]

Inventors
Israel Magidson,
Joseph Arenz,
Otto Pfefferkorn,
By *Erwin, Wheeler & Woolard*
Attorneys

UNITED STATES PATENT OFFICE.

ISRAEL MAGIDSON, JOSEPH ARENZ, AND OTTO PFEFFERKORN, OF MILWAUKEE,
WISCONSIN.

CIGAR-PACKING DEVICE.

1,410,109.

Specification of Letters Patent. Patented Mar. 21, 1922.

Application filed September 12, 1919. Serial No. 323,300.

To all whom it may concern:

Be it known that we, ISRAEL MAGIDSON, JOSEPH ARENZ, and OTTO PFEFFERKORN, all citizens of the United States, and residents of the city of Milwaukee, county of Milwaukee, and State of Wisconsin, have invented certain new and useful Improvements in Cigar-Packing Devices; and we do declare the following to be a full, clear, and exact description thereof, such as will enable persons skilled in the art to which the invention pertains to make and use the same, reference being had to the drawings hereto attached for disclosure as to details of construction and arrangement.

Our invention relates to a device or apparatus for packing cigars in cylindrical containers.

Such invention comprises means for compressing a bundle containing the required number of cigars, so that such bundle of cigars may be inserted as a unit in the container; also means for discharging the unit from the compressor into the container with facility and without damage to the wrappers of the cigars.

The increasing cost of wooden boxes for cigars has brought into public favor with the trade, the use of cylindrical jars and cans of glass and tin, respectively, and many cigars of high grade and of well known brands, neatly packed in glass jars, are now being offered to consumers.

Heretofore, it has been the practice to pack the cigars in the glass and tin containers by hand, but with the growing demand for cigars packed in this manner, there has been a very large increase in the cost of labor. In the better grades of cigars, when packed in glass jars, it has been the practice to arrange the outer row of cigars with their label bands so that the latter will be visible from any point of view, thus adding to the artistic effect of the package.

The purpose of our invention is the production of a device which will enable the cigars to be packed swiftly and economically, and at the same time preserve all the pleasing effects of the old methods of packing by hand. We have achieved this very desirable result by a construction in which the cigars are loosely assembled in a compressor, and while loosely held, the label bands of the outer row of cigars are faced

outwardly, so that such labels will appear in uniform order when the bundle or unit of cigars is inserted in the glass jar. After such arrangement is completed, the bundle of cigars is compressed to the diameter necessary to correspond with the opening in the jar, and by means of a plunger the bundle or unit is pushed out of the compressor and into the container.

In the form in which our invention has been embodied, the compressor is made from a strip of spring sheet brass possessing the requisite degree of resiliency, rolled into the form of a short tube with overlapping edges, and is provided with a handle on each edge, whereby the operator may readily adjust the compressor to the different positions in which it works, and at the same time hold the cigars from any accidental displacement or disarrangement from the time of their assembly until finally placed in the container.

In carrying out our invention, the cigars are first assembled in the compressor, which is then placed between the jaws of a squeezing press, which latter is operated to reduce the bundle of cigars to the desired diameter. This having been done, the compressor with its unit of cigars is placed over the container, and the plunger brought in use to discharge the unit and fill the container.

The specific description of our invention, as hereafter given, recites the employment of the invention in connection with glass containers, but it will be understood that the invention may be used with equal facility in packing cigars in tin cans, and also for packing the cheaper grades of cigars in round pasteboard or heavy paper boxes.

In the claims at the close of this specification, we shall point out the novel features of our invention.

In the drawings forming a part of this specification,

Figure 1 is a plan view of that element of our invention which we call the compressor, the latter being shown as provided with a funnel by means of which the cigars are passed into the compressor in the act of assembly, and also as resting on the rotatable stand or block, the functions of which will be described hereinafter.

Figure 2 is a vertical sectional view on the line 2-2, Figure 1, showing the relative arrangement of the parts above referred to.

Figure 3 is a plan view of the squeezing press, in which the compressor with its charge of cigars is placed, and which imparts the desired diameter to the bundle or unit of cigars.

Figure 4 is a vertical section on the line 4—4, Figure 3, showing the interior of the squeezing press.

Figure 5 is a view in elevation showing the arrangement of the several elements preparatory to the act of discharging a bundle or unit of cigars from the compressor into a container; and

Figure 6 is a vertical sectional view on the line 6—6, Figure 5, showing the manner of the engagement of the compressor with the interior of the container; whereby the former is positioned for accurate discharge of the bundle or unit of cigars, as described.

Like reference characters identify the same parts in all of the views.

In the drawings, A indicates a rectangular or other outline of base upon which certain of the elements of our invention are mounted.

At one side of the base, a circular stand or block B, is journaled upon a screw b , which passes through a central opening in the said stand or block, and into the base A, whereby the said stand or block may rotate about the screw, if desired. The said stand or block B, is turned so as to provide a step or shoulder b^1 , and a circumferential recess b^2 , between the step or shoulder and the face of the stand or block. The walls of the recess are inclined, as shown at b^3 .

The compressor C, is formed from a strip or sheet of spring brass c , rolled into a short tube. A lining c^1 , of like but thinner material, is placed inside of the spring member c . The length of the lining c^1 exceeds that of the part c , so that the ends of the lining section overlap to complete the circle. One end of the part c is brought into register with one end of the lining c^1 , and at this point a handle D is secured by rivets which unite the three elements. At a point adjacent the other end of the part c , a second handle D¹, is secured in a like manner by rivets passing as before. It will be observed that the free end of the lining c^1 , is bevelled as at c^2 , and that the edge bears closely against the outer coil, so as to pass without obstruction around the cigars being assembled. The resiliency of the compressor acts to hold the latter open, but with one hand the operator may reduce the opening by grasping the handles D and D¹, and drawing them together.

In assembling the cigars, the lower edge of the compressor is set in the circumferential groove b^2 , in the stand or block B, and a funnel E, may be placed in the open top of the compressor, to facilitate the insertion of the cigars, the blunt ends of which rest upon

the face of the said stand or block. The engagement of the lower edge of the compressor C in the groove b^2 , prevents expansion of the former while the cigars are being assembled. After the required number of cigars have been placed in position, those forming the outer row are faced so that the brand labels on the cigar will be exposed at all sides of the bundle, the funnel having been previously removed, so that the labels are exposed above the top of the compressor. The rotatable mounting enables the operator to face the work in arranging the outer row of cigars.

At another place on the base A, a squeezing press F, shown in plan in Figure 3, is arranged. This press is composed of a fixed part or jaw f , and a hinged part or jaw f^1 , the former being attached, by screws passing through a flange, to the base A, and provided with a hinge portion f^2 . Both jaws are recessed to form a circular opening, as shown. The part f^1 is formed with a complementary hinge portion f^3 , and the two parts or jaws of the press are joined by a pin f^4 , which passes through both of the hinge portions. Each of the hollowed out parts of the press may be provided upon its interior with ribs f^5 , extending horizontally and circumferentially.

The hinged or pivoted part f^1 , of the press is provided with a socket piece f^6 , in which a handle f^7 , is inserted, and with an arm f^8 , having a longitudinal slot f^9 , in which is placed an adjustable stop f^{10} , the latter contacting with the edge of the base A, to limit the inward movement of the hinged part f^1 , and thus determine the diameter to which the bundle of cigars is to be reduced for convenient insertion in the container.

The compressor, having been filled with cigars assembled as previously described, is grasped by the operator taking hold of the two handles, and with its load or bundle, is transferred from the stand or block B, to the squeezing press F, being placed between the recesses of the hollowed out jaws or parts of the latter. A momentary relaxation of the initial pressure upon the cigars in the bundle will permit them to slide down inside of the compressor, until their blunt ends rest upon the base A. The jaws of the press are now caused to approach each other by swinging the lever f^7 , until further movement is resisted by the stop f^{10} . At this time, the bundle of cigars will have been so compressed or reduced in diameter, that it will fit easily into the receptacle or container.

The compressor C is provided with lugs or projections c^4 , at points upon its circumference, and arranged in the plane in which the lower edge of the handles lie. The lugs or projections c^4 , and the portion of the handles, as described, serve to act as stops to limit the downward movement of the com-

pressor when the latter with its charge of cigars, is placed in the open mouth of the container.

The container G, is shown in Figure 5, as constituted of a clear glass jar. Upon the completion of the compression of the bundle of cigars in the squeezing press, the operator, without relaxing the pressure upon the bundle, grasps the handles D and D¹, and transfers the compressor to the container and inserts the lower end of the compressor therein, the latter being supported on the jar as described. Upon releasing the pressure upon the handles, the compressor will expand until the latter fills the open mouth of the jar. A plunger H, comprising a head h, and a handle h¹, is employed for discharging the bundle of cigars from the compressor into the container, by application in the manner shown in Figure 5. In practice, the whole charge of cigars is moved without disarranging their order or damaging them in any way.

By our invention, we have produced an economical cigar packing device, which has enabled us to greatly increase the output in a given length of time, and at a very great saving of expense over the methods of packing cigars heretofore employed.

It will be understood that modifications may be made without departing from the spirit of our invention. The dimensions of the various elements will be varied to accord with the diameter of the bundle which it is desired to produce.

Having thus described our invention, what we claim and desire to secure by Letters Patent, is:

1. In a cigar packing device, a compressor, a stand for retaining the compressor while cigars are being placed therein, a squeezing press, and means for applying pressure to the cigars while the compressor is moved from the stand to the press.

2. In a cigar packing device, a compressor, a stand for retaining the compressor while cigars are being placed therein, a squeezing press, and means on the compressor, to apply pressure to the cigars while the compressor is moved from the stand to the press.

3. In a cigar packing device, a resilient compressor provided with means for applying initial compression to the cigars therein, a stand for holding the compressor while be-

ing filled, and a squeezing press acting upon the compressor to reduce the bundle of cigars to the desired diameter.

4. In a cigar packing device, a resilient compressor, a stand for retaining the compressor while cigars are being placed therein, means for applying initial pressure to the cigars, a squeezing press for reducing the bundle of cigars to the desired diameter, and means for discharging the cigars as a unit from the compressor into a container.

5. In a cigar packing device, a resilient compressor, means for holding the compressor against expansive movement while being filled with cigars, a squeezing press, means for applying initial pressure to the cigars while the compressor is moved to the press, and means for discharging the cigars as a unit into a container.

6. In a cigar packing device, a compressor in which the cigars are assembled, a squeezing press acting upon the compressor to reduce the bundle of cigars to the desired diameter, and means for discharging the bundle as a unit into a container.

7. In a cigar packing device, a squeezing press, a compressor fitting therein and in which the cigars are assembled, means for operating the press to reduce the bundle of cigars to the desired diameter, and means for discharging the bundle of cigars as a unit into a container.

8. In a cigar packing device, a compressor for holding a bundle of cigars, means for reducing such bundle to the desired diameter, means for limiting the movement of the compressor into a container, and means for discharging the cigars as a unit into a container.

9. In a cigar packing device, a tubular compressor for holding a bundle of cigars in cylindrical form, and means for supporting the compressor with the cigars upon a container, in combination with means for discharging the cigars as a unit from the compressor into a container.

In testimony whereof, we have signed our names at Milwaukee, this 6th day of September, 1919.

ISRAEL MAGIDSON.
JOSEPH ARENZ.
OTTO PFEFFERKORN.

Witness:
W. F. WOOLARD.