

(19) World Intellectual Property
Organization
International Bureau



(43) International Publication Date
28 October 2004 (28.10.2004)

PCT

(10) International Publication Number
WO 2004/092189 A1

(51) International Patent Classification⁷: **C07F 9/645**

(21) International Application Number:
PCT/US2004/010596

(22) International Filing Date: 7 April 2004 (07.04.2004)

(25) Filing Language: English

(26) Publication Language: English

(30) Priority Data:
60/461,490 9 April 2003 (09.04.2003) US

(71) Applicant (for all designated States except US): **WYETH**
[US/US]; Five Giralda Farms, Madison, NJ 07940 (US).

(72) Inventors; and

(75) Inventors/Applicants (for US only): **BAUDY, Reinhardt, Bernhard** [DE/US]; P.O. Box 180, 5281 Harrington Court, Buckingham, PA 18912 (US). **BUTERA, John, Anthony** [US/US]; 6 Lawrence Spring Drive, Clarksburg, NJ 08510 (US).

(74) Agent: **HILD, Kimberly, R.**; Wyeth, Patent Law Department, Five Giralda Farms, Madison, NJ 07940 (US).

(81) Designated States (unless otherwise indicated, for every kind of national protection available): AE, AG, AL, AM, AT, AU, AZ, BA, BB, BG, BR, BW, BY, BZ, CA, CH, CN, CO, CR, CU, CZ, DE, DK, DM, DZ, EC, EE, EG, ES, FI, GB, GD, GE, GH, GM, HR, HU, ID, IL, IN, IS, JP, KE, KG, KP, KR, KZ, LC, LK, LR, LS, LT, LU, LV, MA, MD, MG, MK, MN, MW, MX, MZ, NA, NI, NO, NZ, OM, PG, PH, PL, PT, RO, RU, SC, SD, SE, SG, SK, SL, SY, TJ, TM, TN, TR, TT, TZ, UA, UG, US, UZ, VC, VN, YU, ZA, ZM, ZW.

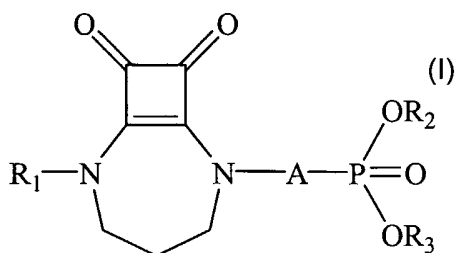
(84) Designated States (unless otherwise indicated, for every kind of regional protection available): ARIPO (BW, GH, GM, KE, LS, MW, MZ, SD, SL, SZ, TZ, UG, ZM, ZW), Eurasian (AM, AZ, BY, KG, KZ, MD, RU, TJ, TM), European (AT, BE, BG, CH, CY, CZ, DE, DK, EE, ES, FI, FR, GB, GR, HU, IE, IT, LU, MC, NL, PL, PT, RO, SE, SI, SK, TR), OAPI (BF, BJ, CF, CG, CI, CM, GA, GN, GQ, GW, ML, MR, NE, SN, TD, TG).

Published:

- with international search report
- before the expiration of the time limit for amending the claims and to be republished in the event of receipt of amendments

For two-letter codes and other abbreviations, refer to the "Guidance Notes on Codes and Abbreviations" appearing at the beginning of each regular issue of the PCT Gazette.

(54) Title: DERIVATIVES OF 2-(8,9-DIOXO-2,6-DIAZABICYCLO(5.2.0)NON-1(7)-EN-2-YL)ALKYL PHOSPHONIC ACID AND THEIR USE AS N-METHYL-D-ASPARTATE (NMDA) RECEPTOR ANTAGONISTS



(57) Abstract: Compounds of formula (I) or pharmaceutically acceptable salts thereof are provided where at least one of R₂ or R₃ is not hydrogen. The compounds of the present invention are N-methyl-D-aspartate (NMDA) receptor antagonists and are useful in treating a variety of conditions present in a mammal that benefit from inhibiting the NMDA receptor.

DERIVATIVES OF 2-(8,9-DIOXO-2,6-DIAZABICYCLO(5.2.0)NON-1(7)-EN-2-YL)ALKYL
PHOSPHONIC ACID AND THEIR USE AS N-METHYL-D-ASPARTATE (NMDA) RECEPTOR ANTAGONISTS

5

BACKGROUND OF THE INVENTION

The present invention relates to derivatives of [2-(8,9-dioxo-2,6-diazabicyclo-
[5.2.0]non-1(7)-en-2-yl)alkyl]phosphonic acid and methods of use thereof. The
compounds of the present invention are particularly useful as N-methyl-D-aspartate
10 (NMDA) receptor antagonists.

Glutamate and aspartate play dual roles in the central nervous system as
essential amino acids and as the principal excitatory neurotransmitters. There are at
least four classes of excitatory amino acid receptors: NMDA, AMPA (2-amino-3-
(methyl-3-hydroxyisoxazol-4-yl)propanoic acid), kainate and metabotropic receptors.
15 These excitatory amino acid receptors regulate a wide range of signaling events that
impact physiological brain functions. For example, activation of the NMDA receptor
has been shown to be the central event which leads to excitotoxicity and neuronal
death in many disease states, as well as a result of hypoxia and ischaemia following
head trauma, stroke and following cardiac arrest. It is also known that the NMDA
20 receptor plays a major role in the synaptic plasticity that underlies many higher
cognitive functions, such as memory and learning, certain nociceptive pathways, and
in the perception of pain. In addition, certain properties of NMDA receptors suggest
that they may be involved in the information-processing in the brain which underlies
consciousness itself.

25 NMDA receptors are localized throughout the central nervous system. NMDA
receptors are ligand-gated cation channels that modulate sodium, potassium and
calcium ions flux when they are activated by glutamate in combination with glycine.
Structurally, the NMDA receptor is thought to be comprised of heteromultimeric
channels containing two major subunits designated as NR1 and NR2. These
30 subunits contain a glycine binding site, a glutamate binding site and polyamine
binding site. For the NR1 subunit, multiple splice variants have been identified,
whereas for the NR2 subunit, four individual subunit types (NR2A, NR2B, NR2C, and
NR2D) have been identified. The NMDA receptor also contains an Mg^{++} binding site

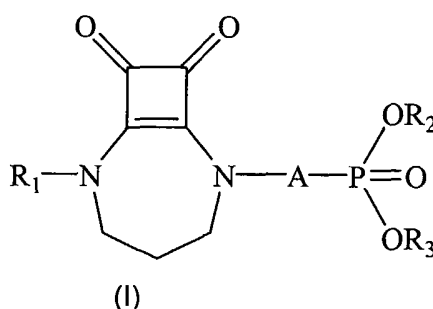
located inside the pore of the ionophore of the NMDA receptor/channel complex, which blocks the flow of ions.

Substantial preclinical and clinical evidence indicates that inhibitors of the N-methyl-D-aspartate (NMDA) receptor have therapeutic potential for treating numerous disorders. Disorders believed to be responsive to inhibition of NMDA receptors include cerebral vascular disorders such as cerebral ischemia (e.g., stroke) or cerebral infarction resulting in a range of conditions such as thromboembolic or hemorrhagic stroke, or cerebral vasospasm; cerebral trauma; muscular spasm; and convulsive disorders such as epilepsy or status epilepticus. NMDA receptor antagonists may also be used to prevent tolerance to opiate analgesia or to help control symptoms of withdrawal from addictive drugs.

Screening of compounds in recent years have identified a number of NMDA receptor antagonists that have been used in animal and clinical human studies to demonstrate proof of concept for the treatment of a variety of disorders. The difficulty with demonstrating clinical utility of NMDA receptor antagonists has generally been the antagonists' lack of NMDA receptor subtype selectivity and/or biological activity when dosed orally. Thus, the search for NMDA receptor antagonists that are subtype-selective and/or orally efficacious continues.

20 SUMMARY OF THE INVENTION

In one embodiment, the present invention provides compounds of formula (I) or a pharmaceutically acceptable salt thereof:

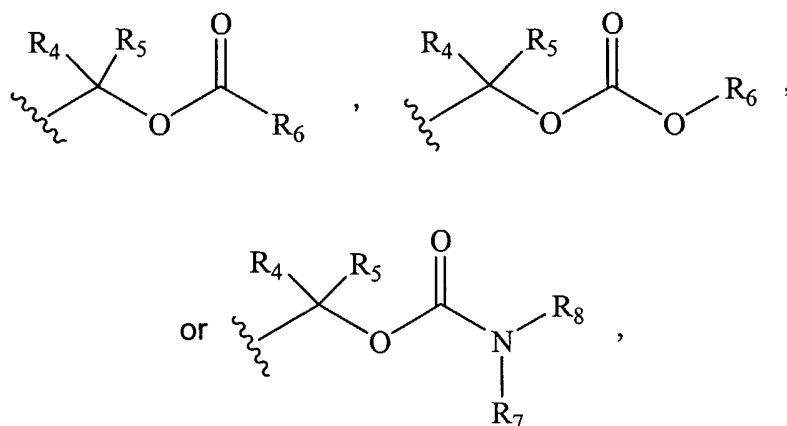


25 where:

R₁ is hydrogen, a C₁ to C₆ alkyl group, a C₂ to C₇ acyl group, a C₁ to C₆ alkanesulfonyl group, or a C₆ to C₁₄ aroyl group;

A is alkylene of 1 to 4 carbon atoms or alkenylene of 2 to 4 carbon atoms;

R₂ and R₃ are independently selected from hydrogen, or



5 with the proviso that at least one of R_2 and R_3 is not hydrogen;

R_4 and R_5 are independently selected from hydrogen, a C_1 to C_4 alkyl group, a C_5 to C_7 aryl group, a C_6 to C_{15} alkylaryl group having 5 to 7 carbon atoms in the aryl ring, a C_2 to C_7 alkenyl group, or C_2 to C_7 alkynyl group, or R_4 and R_5 may together form a spiro C_3 to C_8 carbocyclic ring;

10 R_6 is a C_1 to C_{12} linear or branched alkyl group, a C_2 to C_7 linear or branched alkenyl or alkynyl group, a C_5 to C_{13} aryl group, a C_6 to C_{21} alkylaryl group having 5 to 13 carbon atoms in the aryl moiety; a 5 to 13 membered heteroaryl group, a 6 to 21 membered alkylheteroaryl group having 5 to 13 members in the heteroaryl moiety, a C_4 to C_8 cycloalkyl group, a C_5 to C_{16} alkylcycloalkyl group having 4 to 8 carbon atoms
15 in the cycloalkyl ring;

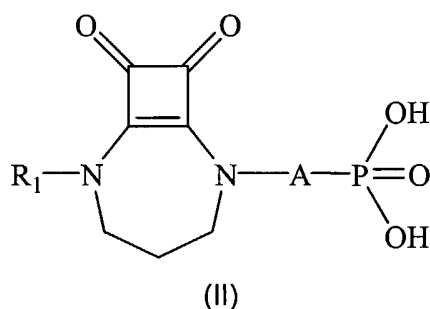
R_7 and R_8 are independently selected from hydrogen, a C_1 to C_{12} linear or branched alkyl group, a C_2 to C_7 linear or branched alkenyl or alkynyl group, a C_5 to C_{13} aryl group, a C_6 to C_{21} alkylaryl group having 5 to 13 carbon atoms in the aryl moiety, a 5 to 13 membered heteroaryl group, a 6 to 21 membered alkylheteroaryl
20 group having 5 to 13 members in the heteroaryl moiety, or R_7 and R_8 may together form a cycloalkyl or heterocycloalkyl group having in the ring 4 to 8 carbon atoms and optionally one to two atoms selected from nitrogen, oxygen or sulfur;

wherein any R_1 to R_8 group having an aryl, heteroaryl, cycloalkyl or heterocycloalkyl moiety may optionally be substituted on the aryl, heteroaryl,
25 cycloalkyl or heterocycloalkyl moiety with 1 to about 5 substituents independently selected from a halogen atom, a cyano, nitro or hydroxyl group, a C_1 - C_6 alkyl group, or a C_1 - C_6 alkoxy group.

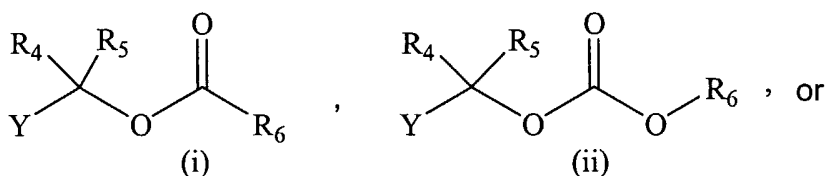
In another embodiment, the present invention provides a method for treating one or more conditions in a mammal that includes administering to a mammal in need thereof a therapeutically effective amount of a compound of formula (I) or a pharmaceutically acceptable salt thereof. Examples of conditions that may be treated in accordance with the methods of the present invention include cerebral vascular disorders such as cerebral ischemia or cerebral infarction; cerebral trauma; muscular spasm; convulsive disorders such as epilepsy or status epilepticus; glaucoma; pain; anxiety disorders; mood disorders; schizophrenia; schizophreniform disorder; schizoaffective disorder; cognitive impairment; chronic neurodegenerative disorders such as Parkinson's disease, Huntingdon's disease, Alzheimer's disease, amyotrophic lateral sclerosis, or chronic dementia; inflammatory diseases; hypoglycemia; diabetic end organ complications; cardiac arrest; asphyxia anoxia; spinal chord injury; fibromyalgia, complications from herpes zoster (shingles) such as prevention of post-herpetic neuralgia; prevention of tolerance to opiate analgesia; or withdrawal symptoms from addictive drugs or combinations thereof.

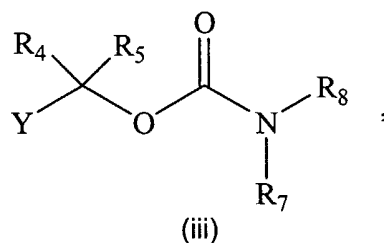
In another embodiment of the present invention, a pharmaceutical composition is provided that includes at least one compound of formula (I) and at least one pharmaceutically acceptable carrier.

In yet another embodiment of the present invention, a product is provided that is made by the process that includes reacting a compound of formula (II)



and at least one ester selected from



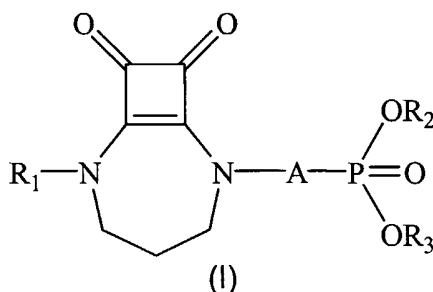


and forming a product of formula (I) or a pharmaceutically acceptable salt thereof, where Y is a leaving group.

5

DETAILED DESCRIPTION OF THE INVENTION

This invention provides compounds of formula (I)

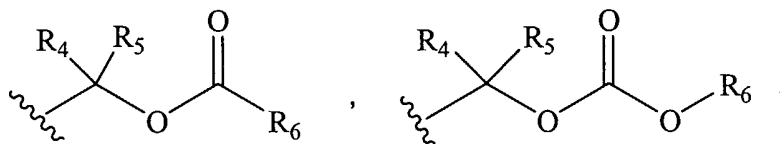


10 where:

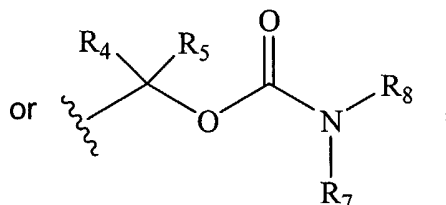
R₁ is hydrogen, a C₁ to C₆ alkyl group, a C₂ to C₇ acyl group, a C₁ to C₆ alkanesulfonyl group, or a C₆ to C₁₄ aryl group;

A is alkylene of 1 to 4 carbon atoms or alkenylene of 2 to 4 carbon atoms;

R₂ and R₃ are independently selected from hydrogen, or



15



with the proviso that at least one of R₂ and R₃ is not hydrogen;

R₄ and R₅ are independently selected from hydrogen, a C₁ to C₄ alkyl group, a C₅ to C₇ aryl group, a C₆ to C₁₅ alkylaryl group having 5 to 7 carbon atoms in the aryl

20

ring, a C₂ to C₇ alkenyl group, or C₂ to C₇ alkynyl group, or R₄ and R₅ may together form a spiro C₃ to C₈ carbocyclic ring;

R₆ is a C₁ to C₁₂ linear or branched alkyl group, a C₂ to C₇ linear or branched alkenyl or alkynyl group, a C₅ to C₁₃ aryl group, a C₆ to C₂₁ alkylaryl group having 5 to 13 carbon atoms in the aryl moiety; a 5 to 13 membered heteroaryl group, a 6 to 21 membered alkylheteroaryl group having 5 to 13 members in the heteroaryl moiety, a C₄ to C₈ cycloalkyl group, a C₅ to C₁₆ alkylcycloalkyl group having 4 to 8 carbon atoms in the cycloalkyl ring;

R₇ and R₈ are independently selected from hydrogen, a C₁ to C₁₂ linear or branched alkyl group, a C₂ to C₇ linear or branched alkenyl or alkynyl group, a C₅ to C₁₃ aryl group, a C₆ to C₂₁ alkylaryl group having 5 to 13 carbon atoms in the aryl moiety, a 5 to 13 membered heteroaryl group, a 6 to 21 membered alkylheteroaryl group having 5 to 13 members in the heteroaryl moiety, or R₇ and R₈ may together form a cycloalkyl or heterocycloalkyl group having in the ring 4 to 8 carbon atoms and optionally one to two atoms selected from nitrogen, oxygen or sulfur; or a pharmaceutically acceptable salt thereof.

Unless otherwise indicated:

Alkyl or alkylene as used herein, refers to an aliphatic hydrocarbon chain having 1 to 12 carbon atoms and includes, but is not limited to, straight or branched chains such as methyl, ethyl, n-propyl, isopropyl, n-butyl, isobutyl, sec-butyl, t-butyl, n-pentyl, isopentyl, neo-pentyl, n-hexyl, and isohexyl. Lower alkyl refers to alkyl having 1 to 3 carbon atoms. In some embodiments of the invention, alkyl is preferably C₁ to C₈ and more preferably C₁ to C₆.

Alkenyl or alkenylene refers to an aliphatic straight or branched hydrocarbon chain having 2 to 7 carbon atoms that may contain 1 to 3 double bonds. Examples of alkenylene for A are straight or branched mono-, di-, or polyunsaturated groups such as vinyl, prop-1-enyl, allyl, methallyl, but-1-enyl, but-2-enyl or but-3-enyl.

Alkynyl refers to an aliphatic, straight or branched, hydrocarbon chain having 2 to 7 carbon atoms that may contain 1 to 3 triple bonds.

Acyl, as used herein, refers to the group R-C(=O)- where R is an alkyl group of 1 to 6 carbon atoms. For example, a C₂ to C₇ acyl group refers to the group R-C(=O)- where R is an alkyl group of 1 to 6 carbon atoms.

Alkanesulfonyl, as used herein, refers to the group $R-S(O)_2-$ where R is an alkyl group of 1 to 6 carbon atoms.

Aryl, as used herein, refers to an aromatic 5- to 13-membered mono- or bi-carbocyclic ring such as phenyl or naphthyl. Preferably, groups containing aryl
5 moieties are monocyclic having 5 to 7 carbon atoms in the ring. Heteroaryl means an aromatic 5- to 13-membered carbon containing mono- or bi- cyclic ring having one to five heteroatoms which independently may be nitrogen, oxygen or sulfur. Preferably, groups containing heteroaryl moieties are monocyclic having 5 to 7 members in the ring where one to two of the ring members are selected
10 independently from nitrogen, oxygen or sulfur. Groups containing aryl or heteroaryl moieties may optionally be substituted as defined below or unsubstituted.

Aroyl, as used herein, refers to the group $Ar-C(=O)-$ where Ar is aryl as defined above. For example, a C_6 to C_{14} aroyl moiety refers to the group $Ar-C(=O)-$ where Ar is an aromatic 5 to 13 membered carbocyclic ring.

15 Alkylaryl, as used herein refers to the group $-R-Ar$ where Ar is aryl as defined above and R is an alkyl moiety having 1 to 8, preferably 1 to 6, and more preferably 1 to 4 carbon atoms. Examples of alkylaryl groups include benzyl, phenethyl, 3-phenylpropyl, and 4-phenyl butyl. Alkylheteroaryl, as used herein refers to the group $-R-hetAr$ where hetAr is heteroaryl as defined above and R is an alkyl moiety having
20 1 to 8, preferably 1 to 6, and more preferably 1 to 4 carbon atoms.

Cycloalkyl, as used herein refers to a monocarbocyclic ring having 3 to 8 carbon atoms e.g. cyclopropyl, cyclobutyl, cyclopentyl and cyclohexyl. Heterocycloalkyl refers to a carbon containing monocyclic ring having 3 to 8 ring members where one to two ring atoms are independently selected from nitrogen,
25 oxygen or sulfur. Groups containing cycloalkyl or heterocycloalkyl moieties may optionally be substituted as defined below or unsubstituted.

Alkylcycloalkyl, as used herein, refers to the group $-R-cycloalk$ where cycloalk is a cycloalkyl group as defined above and R is an alkyl moiety having 1 to 8, preferably 1 to 6, and more preferably 1 to 4 carbon atoms.

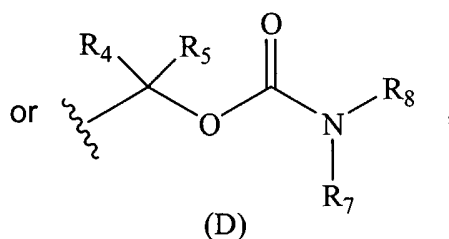
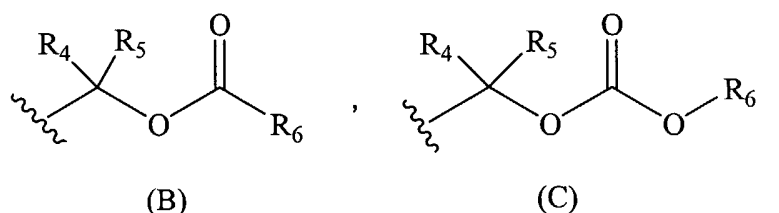
30 Halogen means fluorine, chlorine, bromine or iodine.

Substituted, as used herein, refers to a moiety, such as an aryl, heteroaryl, cycloalkyl or heterocycloalkyl moiety having from 1 to about 5 substituents, and more preferably from 1 to about 3 substituents independently selected from a halogen

atom, a cyano, nitro or hydroxyl group, a C₁-C₆ alkyl group, or a C₁-C₆ alkoxy group. Preferred substituents are a halogen atom, a hydroxyl group, or a C₁-C₆ alkyl group.

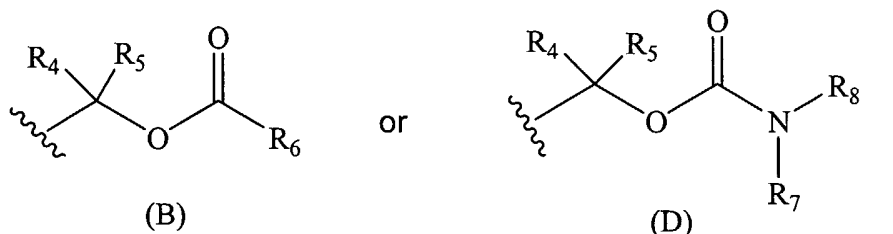
In formula (I) above, in one embodiment of the present invention, R_1 is preferably H or a C_1 to C_4 alkyl group and more preferably H. In another embodiment of the present invention, A is preferably an alkylene group, $-(CH_2)_n-$, where n is 1 to 3, more preferably 1 to 2 and most preferably 2.

In another embodiment, R_2 and R_3 are preferably independently selected from H or:



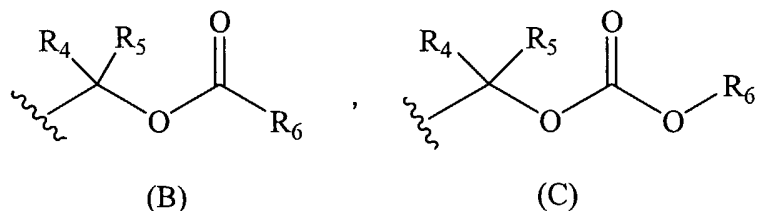
with the proviso that at least one of R₂ and R₃ is not H. When both R₂ and R₃ are not hydrogen, it is preferred that they be the same. R₄ and R₅ are preferably selected from H or a C₁ to C₄ alkyl group, and more preferably H or methyl. R₆ is preferably
15 selected from a C₃ to C₁₀ linear or branched alkyl group, a C₅ to C₇ aryl group, a 5- to 7- membered heteroaryl group, or a cycloalkyl group having in the ring 5 to 7 carbon atoms. In a preferred embodiment R₆ is a C₅ to C₇ aryl group.

In another preferred embodiment of the present invention, R₂ and R₃ of formula (I) are H or the moiety (B) or (D),

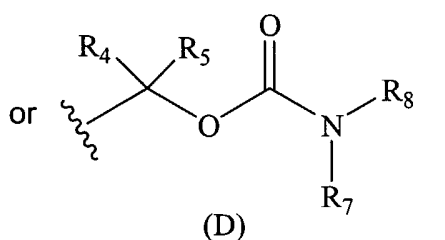


more preferably H or the moiety (B), and most preferably both are the moiety (B), where R₄, R₅ and R₆ are defined as above.

In yet another preferred embodiment of the present invention R_1 is H or a C_1 to C_4 alkyl group; A is an alkylene group having the formula $-(CH_2)_n-$, where n is 1 to 3; R_2 and R_3 are independently selected from H or:



5



with the proviso that at least one of R_2 and R_3 is not H; R_4 and R_5 are independently selected from H or a C_1 to C_4 alkyl group; and R_6 is selected from a C_3 to C_{10} linear or branched alkyl group, a C_5 to C_7 aryl group, a 5- to 7- membered heteroaryl group, or a cycloalkyl group having in the ring 5 to 7 carbon atoms.

10

In further embodiments, R_6 is selected from phenyl, n-hept-4-yl, cyclohexyl, isopropyl and t-butyl. In still further embodiments R_7 and R_8 are both methyl.

Specific examples of compounds of the present invention include the following compounds:

15 3-{2-[8,9-dioxo-2,6-diazabicyclo[5.2.0]non-1(7)-en-2-yl]ethyl}-3-oxido-7-oxo-7-phenyl-2,4,6-trioxa-3-phosphahept-1-yl benzoate;

3-{2-[8,9-dioxo-2,6-diazabicyclo[5.2.0]non-1(7)-en-2-yl]ethyl}-3-oxido-7-oxo-8-propyl-2,4,6-trioxa-3-phosphaundec-1-yl 2-propylpentanoate;

20 2,2-dimethyl-propionic acid (2,2-dimethyl-propionyloxymethoxy)-[2-(8,9-dioxo-2,6-diaza-bicyclo[5.2.0]non-1(7)-en-2-yl)-ethyl]-phosphinoyloxymethyl ester;

7-cyclohexyl-3-{2-[8,9-dioxo-2,6-diazabicyclo[5.2.0]non-1(7)-en-2-yl]ethyl}-1,5-dimethyl-3-oxido-7-oxo-2,4,6-trioxa-3-phosphahept-1-yl cyclohexanecarboxylate;

7-cyclohexyl-3-{2-[8,9-dioxo-2,6-diazabicyclo[5.2.0]non-1(7)-en-2-yl]ethyl}-3-oxido-7-oxo-2,4,6-trioxa-3-phosphahept-1-yl cyclohexanecarboxylate;

25 [2-(8,9-Dioxo-2,6-diaza-bicyclo[5.2.0]non-1-(7)-en-2-yl)-ethyl]-phosphonic acid diisopropoxycarbonyl oxymethyl ester;

[2-[8,9-dioxo-2,6-diazabicyclo[5.2.0]non-1(7)-en-2-yl]ethyl]-phosphonic acid bis[1-(benzoyloxy)ethyl] ester;

benzoic acid [2-(8,9-dioxo-2,6-diaza-bicyclo[5.2.0]non-1(7)-en-2-yl)-ethyl]-hydroxy-phosphinoyloxymethyl ester; and pharmaceutically acceptable salts thereof;

5 and

[2-(8,9-Dioxo-2,6-diaza-bicyclo[5.2.0]non-1(7)-en-2-yl)-ethyl]-phosphonic acid di- dimethylcarbamoyloxymethyl ester; and pharmaceutically acceptable salts thereof.

The compounds of this invention may contain asymmetric carbon atoms and/or phosphorus atoms, and thus can give rise to optical isomers and diastereoisomers. While shown without respect to stereochemistry in formula (I), the present invention includes such optical isomers and diastereoisomers; as well as the racemic and resolved, enantiomerically pure R and S stereoisomers; as well as other mixtures of the R and S stereoisomers and pharmaceutically acceptable salts thereof.

10

15

Where an enantiomer is preferred, it may, in some embodiments be provided substantially free of the corresponding enantiomer. Thus, an enantiomer substantially free of the corresponding enantiomer refers to a compound which is isolated or separated via separation techniques or prepared free of the corresponding enantiomer. "Substantially free," as used herein, means that the compound is made up of a significantly greater proportion of one enantiomer. In preferred embodiments, the compound is made up of at least about 90% by weight of a preferred enantiomer. In other embodiments of the invention, the compound is made up of at least about 99% by weight of a preferred enantiomer. Preferred enantiomers may be isolated from racemic mixtures by any method known to those skilled in the art, including high performance liquid chromatography (HPLC) and the formation and crystallization of chiral salts or prepared by methods described herein. See, for example, Jacques, et al., Enantiomers, Racemates and Resolutions (Wiley Interscience, New York, 1981); Wilen, S.H., et al., Tetrahedron 33:2725 (1977); Eliel, E.L. Stereochemistry of Carbon Compounds (McGraw-Hill, NY, 1962); Wilen, S.H. Tables of Resolving Agents and Optical Resolutions p. 268 (E.L. Eliel, Ed., Univ. of Notre Dame Press, Notre Dame, IN 1972).

20

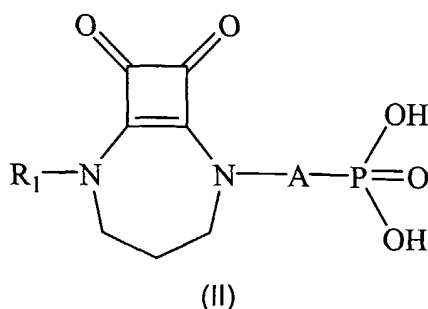
25

30

One skilled in the art will also recognize that it is possible for tautomers to exist of formula (I). The present invention includes all such tautomers even though not shown in formula (I).

The compounds useful in the present invention also include pharmaceutically acceptable salts of the compounds of formula (I). By "pharmaceutically acceptable salt", it is meant any compound formed by the addition of a pharmaceutically acceptable base and a compound of formula (I) to form the corresponding salt. By the term "pharmaceutically acceptable" it is meant a substance that is acceptable for use in pharmaceutical applications from a toxicological perspective and does not adversely interact with the active ingredient. Preferably, the pharmaceutically acceptable salts are alkali metal (sodium, potassium, lithium) or alkaline earth metal (calcium, magnesium) salts of the compounds of formula (I), or salts of the compounds of formula (I) with pharmaceutically acceptable cations derived from ammonia or a basic amine. Examples of the later include, but are not limited to, ammonium, mono-, di-, or trimethylammonium, mono-, di-, or triethylammonium, mono-, di-, or tripropylammonium (iso and normal), ethyldimethylammonium, benzyldimethylammonium, cyclohexylammonium, benzylammonium, dibenzylammonium, piperidinium, morpholinium, pyrrolidinium, piperazinium, 1-methylpiperidinium, 1-isopropylpyrrolidinium, 1,4-dimethylpiperazinium, 1-n-butylpiperidinium, 2-methylpiperidinium, 1-ethyl-2-methylpiperidinium, mono-, di-, or triethanolammonium, tris-(hydroxymethyl)methylammonium, or phenylmonoethanolammonium. Preferably, salts may be formed when one of R_2 or R_3 is hydrogen.

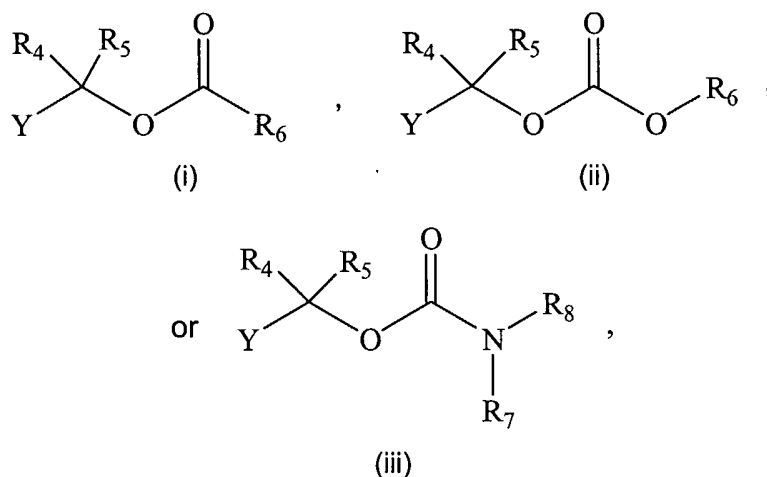
The compounds of the present invention can be prepared by synthesizing the compound of the formula (II), where A and R_1 are defined as for formula (I)



according to methods described in U.S. Patent Nos. 5,168,103, 5,240,946, 5,990,307 and 6,011,168, the contents of which are entirely incorporated herein by reference.

A preferred synthesis route is described in Example 5 of U.S. Patent Nos. 5,990,307 and 6,011,168.

The compound of formula (II) obtained is then dissolved in a suitable solvent such as dimethylformamide. By "suitable solvent" it is meant a solvent that the compound of formula (II) is soluble in and nonreactive with. Preferably an acid scavenger (to react with the acid halide reaction by-product) such as an amine, is added to the reaction mixture at preferably ambient temperature. The amine is preferably a sterically hindered secondary or tertiary amine and more preferably a tertiary amine such as diisopropylethylamine. An appropriately substituted ester of the formula:



where R_4 , R_5 , and R_6 are defined as in formula (I), and Y is leaving group, is added to the reaction mixture. As used herein, the term "leaving group" refers to a moiety that can be selectively displaced by another moiety, such as by nucleophilic substitution or elimination, during a chemical reaction. Typically, leaving groups include moieties that when removed by nucleophilic substitution or elimination are relatively stable in anionic form. Leaving groups are well known in the art and include, for example, halides (e.g., chloride, bromide, and iodide) and alkyl- and arylsulfonates such as mesylate, tosylate, brosylate, nosylate, triflate, and the like. In a preferred embodiment, Y is a halogen atom.

The reaction mixture is heated from about 50°C to about 80°C, and more preferably from about 65°C to about 75°C for a sufficient reaction time so that the halo ester reacts with the compound of formula (II) to form a compound of formula (I). Typically, for preferable yields, the reaction time is from about 20 hours to about 40

hours, and more preferably from about 25 hours to about 35 hours. After the reaction is complete, the reaction mixture is preferably cooled to ambient temperature, and the compound of formula (I) is isolated using standard techniques known to those skilled in the art. A preferred isolation method is to partition the reaction mixture
5 between a mild base, such as aqueous sodium bicarbonate, and an organic solvent such as ethyl acetate. The aqueous phase is preferably several times re-extracted with the organic solvent, and the combined organic layers are washed again with a mild base. The organic layers are then dried, for example with brine and over magnesium sulfate, filtered and evaporated. The residue is then preferably flash
10 chromatographed on silica gel using standard techniques to isolate the compound.

The compounds of the present invention, when administered to mammals, are NMDA antagonists, and are thus useful for treating a variety of disorders that benefit from inhibiting the NMDA receptor in mammals. By "treating", as used herein, it is meant partially or completely alleviating, inhibiting, preventing, ameliorating
15 and/or relieving the disorder. For example, "treating" as used herein includes partially or completely alleviating, inhibiting or relieving the condition in question. "Mammals" as used herein refers to warm blooded vertebrate animals, such as humans.

Accordingly, the present invention provides methods for treating conditions in
20 mammals that would benefit from inhibiting the NMDA receptor that includes administering to a mammal in need thereof a therapeutically effective amount of at least one compound of formula (I).

While in no way intending to be bound in theory, it is believed that the compounds of the present invention after administration into a mammal, form the
25 corresponding phosphonic acid (i.e., where R₂ and/or R₃ are hydrogen in formula (I)). It has surprisingly been discovered that compounds of the present invention relative to compounds of formula (II) have improved bioavailability when administered orally to mammals. Additionally, the compounds of the present invention, after administration into mammals, have a unique affinity and selectivity for certain binding
30 sites on the NMDA receptor. This unique affinity and selectivity is believed to provide effective treatment at lower doses and/or cause less side effects at doses to provide the desired treatment. This is particularly evident when the condition being treated is pain.

In one embodiment, the present invention provides methods for treating conditions associated with glutamate abnormalities that includes administering to a mammal in need thereof a therapeutically effective amount of at least one compound of formula (I). As used herein, "associated with" refers to conditions directly or indirectly caused by glutamate abnormalities. "Glutamate abnormality" refers to any condition produced by a disease or a disorder in which glutamate, typically in increased amounts, is implicated as a contributing factor to the disease or disorder. Conditions believed to be associated with glutamate abnormality include, but are not limited to, cerebral vascular disorders such as cerebral ischemia (e.g., stroke) or cerebral infarction resulting in a range of conditions such as thromboembolic or hemorrhagic stroke, or cerebral vasospasm; cerebral trauma; muscular spasm; convulsive disorders such as epilepsy or status epilepticus; glaucoma; pain; anxiety disorders such as such as panic attack, agoraphobia, panic disorder, specific phobia, social phobia, obsessive compulsive disorder, posttraumatic stress disorder, acute stress disorder, generalized anxiety disorder, separation anxiety disorder, or substance-induced anxiety disorder; mood disorders such as bipolar disorders (e.g., bipolar I disorder, bipolar II disorder, and cyclothymic disorder), depressive disorders (e.g., major depressive disorder, dysthymic disorder, or substance-induced mood disorder), mood episodes (e.g., major depressive episode, manic episode, mixed episode, and hypomanic episode); schizophrenia; schizophreniform disorder; schizoaffective disorder; cognitive impairment such as memory loss; and chronic neurodegenerative disorders such as Parkinson's disease, Huntington's disease, Alzheimer's disease, amyotrophic lateral sclerosis, or chronic dementia related to, for example, Lewy body disease, Alzheimer's disease, fronto temporal, or AIDS. With respect to the mental disorders listed above such as schizophrenia, mood disorders and anxiety disorders, reference is made to the Diagnostic and Statistical Manual of Mental Disorders, 4th edition, Washington, DC, American Psychiatric Association (1994) for a more complete description of each of the mental disorder. Additional conditions believed to be related to glutamate abnormalities include inflammatory diseases; hypoglycemia; diabetic end organ complications; cardiac arrest; asphyxia anoxia, such as from near drowning, pulmonary surgery and cerebral trauma; and spinal chord injury. The compounds of the present invention may also be used to treat fibromyalgia, and complications from herpes zoster (shingles) such as

prevention of post-herpetic neuralgia. Thus, the present invention provides methods for treating each of the aforementioned conditions or combinations of these conditions that includes administering to a mammal in need thereof a therapeutically effective amount of at least one compound of formula (I).

5 In one preferred embodiment, the compounds of the present invention are used to treat pain. The pain may be, for example, acute pain (short duration) or chronic pain (regularly reoccurring or persistent). The pain may also be centralized or peripheral.

10 Examples of pain that can be acute or chronic and that can be treated in accordance with the methods of the present invention include inflammatory pain, musculoskeletal pain, bony pain, lumbosacral pain, neck or upper back pain, visceral pain, somatic pain, neuropathic pain, cancer pain, pain caused by injury or surgery such as burn pain or dental pain, or headaches such as migraines or tension headaches, or combinations of these pains. One skilled in the art will recognize that
15 these pains may overlap one another. For example, a pain caused by inflammation may also be visceral or musculoskeletal in nature.

 In a preferred embodiment of the present invention the compounds useful in the present invention are administered in mammals to treat chronic pain such as neuropathic pain associated for example with damage to or pathological changes in
20 the peripheral or central nervous systems; cancer pain; visceral pain associated with for example the abdominal, pelvic, and/or perineal regions or pancreatitis; musculoskeletal pain associated with for example the lower or upper back, spine, fibromyalgia, temporomandibular joint, or myofascial pain syndrome; bony pain associated with for example bone or joint degenerating disorders such as
25 osteoarthritis, rheumatoid arthritis, or spinal stenosis; headaches such as migraine or tension headaches; or pain associated with infections such as HIV, herpes zoster (shingles), sickle cell anemia, autoimmune disorders, multiple sclerosis, or inflammation such as osteoarthritis or rheumatoid arthritis.

 In a more preferred embodiment, the compounds useful in this invention are
30 used to treat chronic pain that is neuropathic pain, visceral pain, musculoskeletal pain, bony pain, cancer pain or inflammatory pain or combinations thereof, in accordance with the methods described herein. Inflammatory pain can be associated with a variety of medical conditions such as osteoarthritis, rheumatoid

arthritis, surgery, or injury. Neuropathic pain may be associated with for example diabetic neuropathy, peripheral neuropathy, post-herpetic neuralgia, trigeminal neuralgia, lumbar or cervical radiculopathies, fibromyalgia, glossopharyngeal neuralgia, reflex sympathetic dystrophy, casualgia, thalamic syndrome, nerve root
5 avulsion, or nerve damage cause by injury resulting in peripheral and/or central sensitization such as phantom limb pain, reflex sympathetic dystrophy or postthoracotomy pain, cancer, chemical injury, toxins, nutritional deficiencies, or viral or bacterial infections such as shingles or HIV, or combinations thereof. The methods of use for compounds of this invention further include treatments in which
10 the neuropathic pain is a condition secondary to metastatic infiltration, adiposis dolorosa, burns or central pain conditions related to thalamic conditions.

As mentioned previously, the methods of the present invention may be used to treat pain that is somatic and/or visceral in nature. For example, somatic pain that can be treated in accordance with the methods of the present invention include pains
15 associated with structural or soft tissue injury experienced during surgery, dental procedures, burns, or traumatic body injuries. Examples of visceral pain that can be treated in accordance with the methods of the present invention include those types of pain associated with or resulting from maladies of the internal organs such as ulcerative colitis, irritable bowel syndrome, irritable bladder, Crohn's disease,
20 rheumatologic (arthralgias), tumors, gastritis, pancreatitis, infections of the organs, or biliary tract disorders, or combinations thereof. One skilled in the art will also recognize that the pain treated according to the methods of the present invention may also be related to conditions of hyperalgesia, allodynia, or both. Additionally, the chronic pain may be with or without peripheral or central sensitization.

25 The compounds useful in this invention may also be used to treat acute and/or chronic pains associated with female conditions, which may also be referred to as female-specific pain. Such groups of pain include those that are encountered solely or predominately by females, including pain associated with menstruation, ovulation, pregnancy or childbirth, miscarriage, ectopic pregnancy, retrograde
30 menstruation, rupture of a follicular or corpus luteum cyst, irritation of the pelvic viscera, uterine fibroids, adenomyosis, endometriosis, infection and inflammation, pelvic organ ischemia, obstruction, intra-abdominal adhesions, anatomic distortion of

the pelvic viscera, ovarian abscess, loss of pelvic support, tumors, pelvic congestion or referred pain from non-gynecological causes.

The compounds of the present invention may also be used to prevent tolerance to opiate analgesia or to help control symptoms of withdrawal from
5 addictive drugs.

The compounds of the present invention can be administered in any way known to those skilled in the art, including for example, by oral or parenteral administration such as by intramuscular, intraperitoneal, epidural, intrathecal, intravenous, subcutaneous, intramucosal such as sublingual or intranasal, vaginal,
10 rectal or transdermal administration. In a preferred embodiment of the present invention, the compounds of the present invention are administered orally, intramucosally or intravenously. With respect to intranasal administration, reference is made to copending provisional application Ser. No. 60/461,571, filed on April 9, 2003 and U.S. application Ser. No. not yet assigned, filed concurrently herewith, and
15 entitled "Pharmaceutical Compositions For Intranasal Administration Of [2-(8,9-Dioxo-2,6-Diazabicyclo[5.2.0]Non-1(7)-En-2-Yl)Alkyl]Phosphonic Acid And Derivatives And Methods Of Use Thereof," the disclosures of which are hereby incorporated by reference in their entireties.

The compounds of the present invention are administered in a therapeutically
20 effective amount to the mammal needing treatment. As used herein "a therapeutically effective amount" is at least the minimal amount of the compound or a pharmaceutically acceptable salt form thereof, which treats the condition in question in a mammal. The therapeutically effective amount will depend on such variables as the particular composition used, the route of administration, the severity of the
25 symptoms, and the particular patient being treated. To determine the therapeutically effective amount of the compound to be administered, the physician may, for example, evaluate the effects of a given compound of formula (I) in the patient by incrementally increasing the dosage until the desired symptomatic relief level is achieved. The continuing dose regimen may then be modified to achieve the desired
30 result. For example, in the case of an oral dosage, preferably the compounds of the present invention are incrementally increased in a patient in an amount of from 3 mg/kg to 1000 mg/kg until the desired symptomatic relief level is achieved. The continuing dose regimen may then be modified to achieve the desired result, with the

range for oral dosage being preferably from about 20 mg/day to about 900 mg/day. Similar techniques may be followed by determining the effective dose range for other administration routes such as by intravenous or intramuscular routes based on bioavailability data.

5 In another embodiment of the present invention, the compounds of the present invention may be administered to a mammal with one or more other pharmaceutical active agents such as those agents being used to treat any other medical condition present in the mammal. Examples of such pharmaceutical active agents include pain relieving agents, anti-angiogenic agents, anti-neoplastic agents,
10 anti-diabetic agents, anti-infective agents, or gastrointestinal agents, or combinations thereof.

 The one or more other pharmaceutical active agents may be administered in a therapeutically effective amount simultaneously (such as individually at the same time, or together in a pharmaceutical composition), and/or successively with one or
15 more compounds of the present invention.

 The method of administration of the other pharmaceutical active agent may be the same or different from the route of administration used for the compounds of the present invention. For example, the other pharmaceutical active agents may be administered by oral or parental administration, such as for example, by
20 intramuscular, intraperitoneal, epidural, intrathecal, intravenous, intramucosal such as by intranasal or sublingual, subcutaneous or transdermal administration. The preferred administration route will depend upon the particular pharmaceutical active agent chosen and its recommended administration route(s) known to those skilled in the art.

25 A more complete listing of pharmaceutical active agent can be found in the Physicians' Desk Reference, 55 Edition, 2001, published by Medical Economics Co., Inc., Montvale, NJ. Each of these agents may be administered according to the therapeutically effective dosages and regimens known in the art, such as those described for the products in the Physicians' Desk Reference, 55 Edition, 2001,
30 published by Medical Economics Co., Inc., Montvale, NJ.

 In a preferred embodiment of the present invention, the compounds of the present invention may be administered to a mammal with one or more other pain relieving agents to treat pain in a mammal. By "pain relieving agents" it is meant any

agent that directly or indirectly treats pain symptoms. Examples of indirect pain relieving agents include for example anti-inflammatory agents, such as anti-rheumatoid agents.

5 The one or more other pain relieving agents may be administered simultaneously (such as individually at the same time, or together in a pharmaceutical composition), and/or successively with the compounds of the present invention. Preferably, the compounds of the present invention and the one or more pain relieving agents are administered in a manner so that both are present in the mammal body for a certain period of time to treat pain.

10 The method of administration of the other pain relieving agent may be the same or different from the route of administration used for the compound of the present invention. For example, opioids are preferably administered by oral, intravenous, or intramuscular administration routes.

15 One skilled in the art will recognize that the dosage of the other pain relieving agent administered to the mammal will depend on the particular pain relieving agent in question and the desired administration route. Accordingly, the other pain relieving agent may be dosed and administered according to those practices known to those skilled in the art such as those disclosed in references such as the Physicians' Desk Reference, 55 Edition, 2001, published by Medical Economics Co., Inc., Montvale,
20 NJ.

Examples of pain relieving agents that may be administered with the compound of the present invention include analgesics such as non-narcotic analgesics or narcotic analgesics; anti-inflammatory agents such as non-steroidal anti-inflammatory agents (NSAID), steroids or anti-rheumatic agents; migraine
25 preparations such as beta adrenergic blocking agents, ergot derivatives, or isometheptene; tricyclic antidepressants such as amitriptyline, desipramine, or imipramine; anti-epileptics such as gabapentin, carbamazepine, topiramate, sodium valproate or phenytoin; α_2 agonists; or selective serotonin reuptake inhibitors/-selective norepinephrine uptake inhibitors, or combinations thereof. One skilled in
30 the art will recognize that some agents described hereinafter act to relieve multiple conditions such as pain and inflammation, while other agents may just relieve one symptom such as pain. A specific example of an agent having multiple properties is aspirin, where aspirin is anti-inflammatory when given in high doses, but at lower

doses is just an analgesic. The pain relieving agent may include any combination of the aforementioned agents, for example, the pain relieving agent may be a non-narcotic analgesic in combination with a narcotic analgesic.

Non-narcotic analgesics useful in the present invention include, for example, salicylates such as aspirin, ibuprofen (MOTRIN[®], ADVIL[®]), ketoprofen (ORUDIS[®]), naproxen (NAPROSYN[®]), acetaminophen, indomethacin or combinations thereof. Examples of narcotic analgesic agents that may be used in combination with the cyclobutene derivatives include opioid analgesics such as fentanyl, sufentanil, morphine, hydromorphone, codeine, oxycodone, buprenorphine or pharmaceutically acceptable salts thereof or combinations thereof. Examples of anti-inflammatory agents that may be used in combination with the cyclobutene derivatives include but are not limited to aspirin; ibuprofen; ketoprofen; naproxen; etodolac (LODINE[®]); COX-2 inhibitors such as celecoxib (CELEBREX[®]), rofecoxib (VIOXX[®]), valdecoxib (BEXTRA[®]), parecoxib, etoricoxib (MK663), deracoxib, 2-(4-ethoxy-phenyl)-3-(4-methanesulfonyl-phenyl)-pyrazolo[1,5-b]pyridazine, 4-(2-oxo-3-phenyl-2,3-dihydro-oxazol-4-yl)benzenesulfonamide, darbufelone, flosulide, 4-(4-cyclohexyl-2-methyl-5-oxazolyl)-2-fluorobenzenesulfonamide), meloxicam, nimesulide, 1-Methylsulfonyl-4-(1,1-dimethyl-4-(4-fluorophenyl)cyclopenta-2,4-dien-3-yl)benzene, 4-(1,5-Dihydro-6-fluoro-7-methoxy-3-(trifluoromethyl)-(2)-benzothiopyrano(4,3-c)pyrazol-1-yl)benzenesulfonamide, 4,4-dimethyl-2-phenyl-3-(4-methylsulfonyl)phenyl)cyclobutenone, 4-Amino-N-(4-(2-fluoro-5-trifluoromethyl)-thiazol-2-yl)-benzene sulfonamide, 1-(7-tert-butyl-2,3-dihydro-3,3-dimethyl-5-benzo-furanyl)-4-cyclopropylbutan-1-one, or their physiologically acceptable salts, esters or solvates; sulindac (CLINORIL[®]); diclofenac (VOLTAREN[®]); piroxicam (FELDENE[®]); diflunisal (DOLOBID[®]), nabumetone (RELAFEN[®]), oxaprozin (DAYPRO[®]), indomethacin (INDOCIN[®]); or steroids such as PEDIAPED[®] prednisolone sodium phosphate oral solution, SOLU-MEDROL[®] methylprednisolone sodium succinate for injection, PRELONE[®] brand prednisolone syrup.

Further examples of anti-inflammatory agents preferably used for treating rheumatoid arthritis include naproxen, which is commercially available in the form of EC-NAPROSYN[®] delayed release tablets, NAPROSYN[®], ANAPROX[®] and ANAPROX[®] DS tablets and NAPROSYN[®] suspension from Roche Labs, CELEBREX[®] brand of celecoxib tablets, VIOXX[®] brand of rofecoxib, CELESTONE[®]

brand of betamethasone, CUPRAMINE[®] brand penicillamine capsules, DEPEN[®] brand titratable penicillamine tablets, DEPO-MEDROL brand of methylprednisolone acetate injectable suspension, ARAVA[™] leflunomide tablets, AZULFIDIINE EN-tabs[®] brand of sulfasalazine delayed release tablets, FELDENE[®] brand piroxicam capsules, CATAFLAM[®] diclofenac potassium tablets, VOLTAREN[®] diclofenac sodium delayed release tablets, VOLTAREN[®]-XR diclofenac sodium extended release tablets, or ENBREL[®] etanercept products.

Examples of other agents used to treat inflammations, especially rheumatoid arthritis include immunosuppressants such as GENGRAF[™] brand cyclosporine capsules, NEORAL[®] brand cyclosporine capsules or oral solution, or IMURAN[®] brand azathioprine tablets or IV injection; INDOCIN[®] brand indomethacin capsules, oral suspension or suppositories; PLAQUENIL[®] brand hydroxychloroquine sulfate; or REMICADE[®] infliximab recombinant for IV injection; or gold compounds such as auranofin or MYOCHRISYINE[®] gold sodium thiomalate injection.

In a preferred embodiment of the present invention, at least one compound of the present invention is administered with at least one opioid analgesic in accordance with the methods previously described herein to treat pain. It has been found that the compounds of the present invention, when administered with at least one opioid analgesic such as morphine, have such beneficial effects as synergistically decreasing pain perception, increasing the duration of pain relief, and/or decreasing adverse side effects.

The compounds of the present invention may be administered neat (i.e., as is) or in a pharmaceutical composition containing at least one pharmaceutically acceptable carrier. Thus, the present invention also provides pharmaceutical compositions containing a pharmaceutically effective amount of at least one compound of formula (I) or pharmaceutically acceptable salt thereof, and at least one pharmaceutically acceptable carrier. Preferred compounds to be present in the pharmaceutical compositions of the present invention include those compounds of formula (I) previously described as being preferred. Pharmaceutically acceptable carriers are those that are compatible with the other ingredients in the formulation and biologically acceptable. The pharmaceutical compositions may be administered

to a mammal to treat a variety of conditions that would benefit from inhibiting the NMDA receptor as previously described herein.

Pharmaceutical compositions useful in the present invention may be in any form known to those skilled in the art such as in liquid or solid form. The proportion
5 of ingredients will depend on such factors as the solubility and chemical nature of the compound of formula (I) and the chosen route of administration. Such compositions are prepared in accordance with acceptable pharmaceutical procedures, such as described in *Remingtons Pharmaceutical Sciences*, 17th edition, ed. Alfonso R. Gennaro, Mack Publishing Company, Easton, PA (1985).

10 Pharmaceutical compositions, in addition to containing a therapeutically effective amount of one or more compounds of the present invention and a pharmaceutically acceptable carrier may include one or more other ingredients known to those skilled in the art for formulating pharmaceutical compositions. Such ingredients include for example, flavoring agents, lubricants, solubilizers, suspending
15 agents, fillers, glidants, compression aids, binders, tablet-disintegrating agents, encapsulating materials, emulsifiers, buffers, preservatives, sweeteners, thickening agents, coloring agents, viscosity regulators, stabilizers or osmo-regulators, or combinations thereof.

Solid pharmaceutical compositions preferably contain one or more solid
20 carriers, and optionally one or more other additives such as flavoring agents, lubricants, solubilizers, suspending agents, fillers, glidants, compression aids, binders or tablet-disintegrating agents or an encapsulating material. Suitable solid carriers include, for example, calcium phosphate, magnesium stearate, talc, sugars, lactose, dextrin, starch, gelatin, cellulose, methyl cellulose, sodium carboxymethyl
25 cellulose, polyvinylpyrrolidone, low melting waxes or ion exchange resins, or combinations thereof. In powder pharmaceutical compositions, the carrier is preferably a finely divided solid which is in admixture with the finely divided active ingredient. In tablets, the active ingredient is mixed with a carrier having the necessary compression properties in suitable proportions, and optionally, other
30 additives, and compacted into the desired shape and size. Solid pharmaceutical compositions, such as powders and tablets, preferably contain up to 99% of the active ingredient.

Liquid pharmaceutical compositions preferably contain one or more compounds of the present invention and one or more liquid carriers to form for example solutions, suspensions, emulsions, syrups, elixirs, or pressurized compositions. Pharmaceutically acceptable liquid carriers include for example water,
5 organic solvent, pharmaceutically acceptable oils or fat, or combinations thereof. The liquid carrier can contain other suitable pharmaceutical additives such as solubilizers, emulsifiers, buffers, preservatives, sweeteners, flavoring agents, suspending agents, thickening agents, colors, viscosity regulators, stabilizers or osmo-regulators, or combinations thereof.

10 Examples of liquid carriers suitable for oral or parenteral administration include water (preferably containing additives such as cellulose derivatives such as sodium carboxymethyl cellulose), alcohols or their derivatives (including monohydric alcohols or polyhydric alcohols such as glycols) or oils (e.g., fractionated coconut oil and arachis oil). For parenteral administration the carrier can also be an oily ester
15 such as ethyl oleate and isopropyl myristate. The liquid carrier for pressurized compositions can be halogenated hydrocarbons or other pharmaceutically acceptable propellant.

Liquid pharmaceutical compositions which are sterile solutions or suspensions can be administered parenterally, for example by, intramuscular,
20 intraperitoneal, epidural, intrathecal, intravenous or subcutaneous injection. Pharmaceutical compositions for oral or transmucosal administration may be either in liquid or solid composition form.

The compounds of this invention may be administered rectally or vaginally in the form of a conventional suppository. For administration by intranasal or
25 intrabronchial inhalation or insufflation, the compounds of this invention may be formulated into an aqueous or partially aqueous solution, which can then be utilized in the form of an aerosol. The compounds of this invention may also be administered transdermally through the use of a transdermal patch containing the active compound and a carrier that is inert to the active compound, is non toxic to the skin,
30 and allows delivery of the agent for systemic absorption into the blood stream via the skin. The carrier may take any number of forms such as creams and ointments, pastes, gels, and occlusive devices. The creams and ointments may be viscous liquid or semisolid emulsions of either the oil-in-water or water-in-oil type. Pastes

comprised of absorptive powders dispersed in petroleum or hydrophilic petroleum containing the active ingredient may also be suitable. A variety of occlusive devices may be used to release the active ingredient into the blood stream such as a semipermeable membrane covering a reservoir containing the active ingredient with
5 or without a carrier, or a matrix containing the active ingredient. Other occlusive devices are known in the literature.

In another embodiment of the present invention, the pharmaceutical composition, in addition to containing a compound of the present invention may also contain a therapeutically effective amount of one or more pain relieving agents as
10 previously described herein, and/or a therapeutically effective amount one or more other pharmaceutical active agents as previously described herein. Thus, the present invention also provides a pharmaceutical composition containing a therapeutically effective amount of at least one compound of the present invention and a therapeutically effective amount of at least one pharmaceutical active agent,
15 such as a pain relieving agent as previously described. For example, the pharmaceutical composition may contain one or more pain relieving agents that includes an opioid analgesic.

Preferably, the pharmaceutical composition is in unit dosage form, such as tablets or capsules. In such form, the composition is sub-divided in unit dose
20 containing appropriate quantities of the active ingredient. The unit dosage forms can be packaged compositions, for example packeted powders, vials, ampoules, pre-filled syringes or sachets containing liquids. The unit dosage form can be, for example, a capsule or tablet itself, or it can be the appropriate number of any such compositions in package form.

Thus, the present invention also provides a pharmaceutical composition in
25 unit dosage form that contains a therapeutically effective unit dosage of at least one compound of the present invention. As one skilled in the art will recognize, the preferred unit dosage will depend on for example the method of administration and the condition being treated. For example, a unit dosage for oral administration for
30 treating pain preferably ranges from about 20 mg to about 300 mg of the compound of the present invention.

The present invention also provides a therapeutic package for dispensing the compound of the present invention to a mammal being treated. Preferably, the

therapeutic package contains one or more unit dosages of the compound of the present invention and a container containing the one or more unit dosages and labeling directing the use of the package for treating the condition, such as pain, in a mammal. In a preferred embodiment, the unit dose is in tablet or capsule form. In a preferred embodiment, each unit dosage is in a therapeutically effective amount for treating pain.

EXAMPLES

Compounds of the present invention were prepared and evaluated for their ability to treat pain. In the synthesis of Examples of 1 through 10, the starting material [2-(8,9-dioxo-2,6-diazabicyclo[5.2.0]non-1(7)-en-2-yl)ethyl]phosphonic acid was prepared according to the procedure described in U.S. Patent No. 5,990,307, Example No. 5. All other chemicals and intermediates used in the examples are either commercially available, can be prepared by standard procedures found in the literature, or are described in the examples.

Example 1 -- 3-{2-[8,9-Dioxo-2,6-diazabicyclo[5.2.0]non-1(7)-en-2-yl]ethyl}-3-oxido-7-oxo-7-phenyl-2,4,6-trioxa-3-phosphahept-1-yl benzoate

A solution of [2-(8,9-dioxo-2,6-diazabicyclo[5.2.0]non-1(7)-en-2-yl)ethyl]phosphonic acid (20.16 mmol, 5.25 g) in dry DMF (120 mL) was treated with N,N-diisopropylethylamine (80.64 mmol, 14 ml) for ½ hour at ambient temperature. Benzoic acid chloromethyl ester (60.49 mmol, 10.32 g, synthesis described below) was added at ambient temperature under exclusion of moisture. The reaction mixture was heated to 65°C for 20 hours. The temperature was then raised to 72°C and stirred at 72°C for 16 hours after which the reaction was completed. The mixture was cooled to room temperature and partitioned between 10% sodium bicarbonate and ethyl acetate. After separation of the layers the aqueous phase was again extracted with ethyl acetate (6x) until there was no more product in the water phase (by silica gel TLC, 7% 2M ammonia in methanol and 93% chloroform). The combined organic layers were washed with brine, dried over magnesium sulfate, filtered and evaporated to dryness. The residue was flash chromatographed on 400 g silica gel using a solvent mixture of 1% 2M ammonia in methanol and 99% chloroform. Gradually the percentage of ammonia in methanol was increased to 7%

and 93% chloroform. The solvent was evaporated in vacuo to yield the desired product (10.5 g, 99%; glass like material). MS (ES-): m/e 527 (M-H).

Preparation of reactant benzoic acid chloromethyl ester:

- 5 Para-formaldehyde (4.5 g) and zinc chloride (catalytic amount) were mixed together at 0°C. Benzoyl chloride (0.142 mole, 20 g) was added dropwise over 1 hour. The reaction was warmed to ambient temperature, then was heated to 55°C for 10 hours. The progress of the reaction was followed by TLC (silica gel, 5/95, ethyl acetate/hexane). Since the starting material was still seen, an additional 1 g
10 para-formaldehyde was added. The reaction was continued stirring at 55°C for an additional 10 hours, cooled and flash chromatographed on 500 g silica gel, eluting with a solvent mixture of 2% ethyl acetate and 98% hexane. The solvent was evaporated in vacuo. Since the product had a low boiling point, the rotovapor bath temperature was not above 35°C. The desired product, 11.82 g (49%) was obtained
15 as clear oil. MS (ES+): m/e 171 (M+H).

Example 2 -- 3-{2-[8,9-Dioxo-2,6-diazabicyclo[5.2.0]non-1(7)-en-2-yl]ethyl}-3-oxido-7-oxo-8-propyl-2,4,6-trioxa-3-phosphaundec-1-yl 2-propylpentanoate

- A solution of the starting [2-(8,9-dioxo-2,6-diazabicyclo[5.2.0]non-1(7)-en-2-yl)ethyl]phosphonic acid (26 mmol, 6.765 g) in dry DMF (250 mL) was treated with
20 N,N-diisopropylethylamine (104 mmol, 13.442 g) followed by 2-propyl-pentanoic acid chloromethyl ester (88 mmol, 17 g, synthesis described below) at ambient temperature and under exclusion of moisture. The reaction mixture was heated to 65°C and held, with stirring, at 65°C for over 16 hours. The solvent was removed by
25 vacuum distillation and the residue was partitioned (2x) between water and ether. The organic phase was separated, dried over magnesium sulfate, filtered, and evaporated to dryness affording about 16 g of crude product as a dense yellow oil. This oil was flash chromatographed on 350 g silica gel. Elution with 8% methanol / ethyl acetate afforded 8.4 g (56%) of the desired product as a colorless solidified
30 wax. MS (ES+): m/e 573 (M+H).

Preparation of reactant 2-propyl-pentanoic acid chloromethyl ester:

Para-formaldehyde (1 g) and zinc chloride (catalytic amount) were mixed together at 0°C. 2,2-Di-n-propylacetyl chloride (30 mole, 4.88 g) was added dropwise over 1 hour. The reaction was warmed to ambient temperature, then was heated to 50-55°C for 6 hours. The reaction mixture continued stirring at room temperature for 16 hours. The reaction mixture was taken up with methylene chloride (5 mL) and flash chromatographed on 150 g silica gel. Elution with 1 to 5% ethyl acetate / hexane gave 3.3 g (58%) of the desired product.

10 Example 3 -- 2,2-Dimethyl-propionic acid (2,2-dimethyl-propionyloxymethoxy)-[2-(8,9-dioxo-2,6-diaza-bicyclo[5.2.0]non-1(7)-en-2-yl)-ethyl]-phosphinoyloxymethyl ester

A solution of the starting [2-(8,9-dioxo-2,6-diazabicyclo[5.2.0]non-1(7)-en-2-yl)ethyl]phosphonic acid (20 mmol, 5.2 g) in dry DMF (60 mL) was treated with N,N-diisopropylethylamine (80 mmol, 10.34 g) followed by commercially obtained chloromethyl pivalate (66 mmol, 9.94 g) at ambient temperature and under exclusion of moisture. The reaction mixture was heated to 65°C and held, with stirring, at 65°C for over 24 hours. The solvent was removed by vacuum distillation and the residue was partitioned (2x) between water and toluene. The organic phase was separated, dried over magnesium sulfate, filtered, and evaporated to dryness affording some 14 g of crude product as a dense amber oil. This oil was flash chromatographed on 400 g silica gel. Elution with 6% methanol / ethyl acetate afforded 5.88 g (60.2%) of the desired product. MS (ES+): m/e 489 (M+H).

25 Examples 4 to 5 -- Stereoisomers of 7-Cyclohexyl-3-{2-[8,9-dioxo-2,6-diazabicyclo[5.2.0]non-1(7)-en-2-yl]ethyl}-1,5-dimethyl-3-oxido-7-oxo-2,4,6-trioxa-3-phosphahept-1-yl cyclohexanecarboxylate

A solution of the starting [2-(8,9-dioxo-2,6-diazabicyclo[5.2.0]non-1(7)-en-2-yl)ethyl]phosphonic acid (10 mmol, 2.6 g) in dry DMF (30 mL) was treated with N,N-diisopropylethylamine (33 mmol, 4.3 g) followed by cyclohexanecarboxylic acid 1-chloro-ethylester (33 mmol, 6.293 g) at ambient temperature and under exclusion of moisture. The reaction mixture was heated to 65°C and held with stirring at 65°C for over 24 hours. The solvent was removed by vacuum distillation and the residue was partitioned (2x) between water and toluene. The organic phase was separated, dried

over magnesium sulfate, filtered, and evaporated to dryness affording some 7 g of crude product as a dense oil. This oil was flash chromatographed on 250 g silica gel. Elution with 3% methanol / ethyl acetate afforded 0.95 g (17%) of Example 4. MS (ES-): m/e 567 (M-H). A less polar diastereomer of 7-cyclohexyl-3-{2-[8,9-dioxo-2,6-diazabicyclo[5.2.0]non-1(7)-en-2-yl]ethyl}-1,5-dimethyl-3-oxido-7-oxo-2,4,6-trioxa-3-phosphahept-1-yl cyclohexanecarboxylate (Example 5) was eluted to give upon evaporation in vacuo 0.35 g (6%) of Example 5. MS (ES-): m/e 567 (M-H).

Example 6 -- 7-Cyclohexyl-3-{2-[8,9-dioxo-2,6-diazabicyclo[5.2.0]non-1(7)-en-2-yl]ethyl}-3-oxido-7-oxo-2,4,6-trioxa-3-phosphahept-1-yl cyclohexanecarboxylate

A solution of the starting [2-(8,9-dioxo-2,6-diazabicyclo[5.2.0]non-1(7)-en-2-yl)ethyl]phosphonic acid (8.17 mmol, 2.1 g) in dry DMF (50 mL) was treated with N,N-diisopropylethylamine (33.34 mmol, 5.7 mL). After 30 minutes stirring at ambient temperature chloromethyl cyclohexanecarboxylate (4.33g, 8.17mmole) was added at ambient temperature and under exclusion of moisture. The reaction mixture was heated to 72°C and held, with stirring, at 72°C for over 36 hours. After cooling the mixture to room temperature aqueous sodium bicarbonate (10%, 50 mL) was added and the product was extracted with ethyl acetate (5x with 50 mL). The combined organic layers were washed with brine, dried over magnesium sulfate, filtered and evaporated in vacuo. The obtained residue was flash chromatographed on 200 g silica gel. Elution with a gradient of 1 to 5% methanol / ethyl acetate afforded 3.2 g (73%) of Example 6. The product was crystallized from ethyl acetate : ether : hexane, 70:15:15 to give 2.75 g of the desired product as an off-white microcrystalline solid melting at 64-65°C. MS (ES+): m/e 541 (M+H).

Example 7 -- [2-(8,9-Dioxo-2,6-diazabicyclo[5.2.0]non-1-(7)-en-2-yl)ethyl]-phosphonic acid diiso propoxycarbonyloxymethyl ester

A solution of the starting [2-(8,9-dioxo-2,6-diazabicyclo[5.2.0]non-1(7)-en-2-yl)ethyl]phosphonic acid (9.61 mmol, 2.5 g) in dry DMF (40 mL) was treated at once with N,N-diisopropylethylamine (33.62 mmol, 5.86 mL). The reaction mixture was stirred for 30 minutes at ambient temperature after which carbonic acid chloromethyl ester isopropyl ester (28.82 mmole, 4.4 g, synthesis described below) was added. Under stirring the mixture was heated to 70°C for 24 hours. Thereafter the mixture

was cooled to ambient temperature, citric acid (2% aqueous solution, 40 mL) added. The product was extracted with ethyl acetate (2 x 40 mL) followed by another extraction with chloroform (2 x 40 mL). The combined organic layers were dried over magnesium sulfate, filtered, and the filtrate evaporated to dryness. The residue was
5 flash chromatographed on silica gel. Elution with a gradient of 2 to 7% ammonia in chloroform followed by a crystallization from ethyl acetate / ether / hexane afforded 2.1 g (44.4%) of the product as an off-white solid melting at 74-75°C. MS (ES+): m/e 493 (M+H).

10 Preparation of reactant carbonic acid chloromethyl ester isopropyl ester

2-Propanol (73.14 mmole, 5.6 mL) was added to a solution of chloromethyl chloroformate (73.85 mmole, 6.5 mL) in ether (100 mL). The reaction mixture was cooled to 0°C and pyridine (74.18 mmole, 6 mL) was dropwise added with stirring. Thereafter, the reaction mixture was stirred at ambient temperature for 20 hours.
15 The formed solids were filtered and the filtrate was washed with citric acid (1% aqueous), water, sodium bicarbonate solution (1%) and brine. The organic layer was dried over magnesium sulfate, filtered, and evaporated to dryness to yield 10.26 g (92%) of a colorless oil. MS (ES+): m/e 152 (M+H).

20 Examples 8 to 9 -- Stereoisomers of [2-[8,9-Dioxo-2,6-diazabicyclo[5.2.0]non-1(7)-en-2-yl]ethyl]-phosphonic acid bis[1-(benzoyloxy)ethyl] ester

A solution of the starting [2-(8,9-dioxo-2,6-diazabicyclo[5.2.0]non-1(7)-en-2-yl)ethyl]phosphonic acid (19.22 mmol, 5 g) in dry DMF (100 mL) was treated with N,N-diisopropylethylamine (76.88 mmol, 13.39 mL). The reaction mixture was stirred
25 for 30 minutes at ambient temperature after which benzoic acid-1-chloroethyl ester (57.66 mmole, 10.65 g, synthesis described below) was added. The mixture was then stirred at 70°C for 36 hours, cooled to ambient temperature and diluted with citric acid (2% aqueous solution, 70 mL). The product was extracted with ethyl acetate (3 x 50 mL), washed with sodium bicarbonate (3%) and brine. The organic
30 layer was dried over magnesium sulfate, filtered, and evaporated to dryness. The residue was flash chromatographed on silica gel. Elution with a gradient of 2 to 8% methanol in chloroform afforded 1.66 g (15.5%) of a stereoisomer of [2-[8,9-Dioxo-2,6-diazabicyclo[5.2.0]non-1(7)-en-2-yl]ethyl]-phosphonic acid bis[1-(benzoyloxy)-ethyl]ester (example 8) [MS (ES+): m/e 557 (M+H)] and 0.73 g (6.8%) of a less polar

diastereoisomer of [2-[8,9-Dioxo-2,6-diazabicyclo[5.2.0]non-1(7)-en-2-yl]ethyl]-phosphonic acid bis[1-(benzoyloxy)ethyl] ester (example 9) [MS (ES+): m/e 557 (M+H)].

5 Preparation of reactant benzoic acid-1-chloroethyl ester

A mixture of benzoyl chloride (177.85 mmole, 20.63 mL) and zinc chloride (0.2 g) was cooled to -20°C. Acetaldehyde (178.88 mmole, 10 mL) was added dropwise and the reaction mixture stirred at -20°C for 1 hour then warmed to ambient temperature and stirring continued for 18 hours. The whole mixture was flash
10 chromatographed on silica gel. Elution with a gradient of 2 to 7% ethyl acetate in hexane afforded 22.43 g (68%) of the product as a colorless oil. MS (ES+): m/e 171 (M+H).

Example 10 -- Benzoic acid [2-(8,9-dioxo-2,6-diaza-bicyclo[5.2.0]non-1(7)-en-2-yl)-ethyl]-hydroxy-phosphinoyloxymethyl ester
15

A solution of 3-{2-[8,9-dioxo-2,6-diazabicyclo[5.2.0]non-1(7)-en-2-yl]ethyl}-3-oxido-7-oxo-7-phenyl-2,4,6-trioxa-3-phosphahept-1-yl benzoate (Example 1, 0.75 mmole, 397 mg) in acetonitrile (15 mL) was added to a solution of sodium tetra borate decahydrate (0.9 mmole, 344 mg), boric acid (3.6 mmole, 223 mg), and
20 sodium chloride (210 mg) in water (30 mL). The reaction mixture was stirred at 45°C for 10 hours. The reaction mixture was concentrated in vacuo to remove acetonitrile. The remaining phase was neutralized to pH 7 using diluted (1:10) phosphate buffer and then extracted 3 times with methylene chloride (10 mL, 5 mL, 5 mL). The aqueous phase was concentrated in vacuo to a volume of 7 mL and then subjected
25 in 6 aliquots at 1.2 mL each to a preparative HPLC column packed with Primesphere 10 C18, 5 x 25 cm. Elution was carried out isocratically at 10% acetonitrile in 10 mmole ammonium acetate. Acetonitrile was evaporated from the appropriate fractions collected and the aqueous buffer was freeze-dried to afford 140 mg of the desired compound as a white powder.

30 MS (ES+): m/e 412 (M+H).

Example 11 -- [2-(8,9-Dioxo-2,6-diazabicyclo[5.2.0]non-1(7)-en-2-yl)ethyl]phosphonic acid di-dimethylcarbamoyloxymethyl ester

A solution of [2-(8,9-dioxo-2,6-diazabicyclo[5.2.0]non-1(7)-en-2-yl)ethyl]-phosphonic acid (10 mmol, 2.602 g) in dry DMF (130 mL) is treated at ambient
5 temperature with N,N-diisopropylethylamine (40 mmol, 5.17 g) and is stirred for 30 minutes. Dimethyl-carbamic acid chloromethyl ester (30 mmol, 4.14 g) is added to the reaction mixture at ambient temperature and under exclusion of moisture. The reaction mixture is heated to 70°C and is held with stirring at 70°C for over 26 hours. The solvent is removed by vacuum distillation and the residue is partitioned (2x)
10 between water and ether. The organic phase is separated, dried over magnesium sulfate, filtered, and evaporated to dryness. The product obtained is flash chromatographed on 200 g silica gel using 8% methanol / chloroform.

Example 12 -- Evaluation of Compounds of the Present Invention for Treating Pain in Preclinical Models

The compounds of the present invention were evaluated for their effectiveness to treat pain. Compound [2-(8,9-dioxo-2,6-diazabicyclo[5.2.0]non-1(7)-en-2-yl)ethyl]phosphonic acid, a compound of formula (II), was also tested and is reported in Table 1 as Comparative 1. The test methods used herein have been
20 used by others skilled in the art to evaluate the effectiveness of compounds for relieving pain. See e.g., Bennett GJ and Xie TK, *A peripheral mononeuropathy in rat produces disorders of pain sensation like those seen in man*, Pain 33: 87-107 (1988); Chaplan SR, Bach RW, Pogrel JW, Chung JM and Yaksh TL, *Quantitative assessment of tactile allodynia in the rat paw*, J. Neurosci. Methods 53: 55-63 (1994);
25 and Mosconi T and Kruger L, *Fixed-diameter polyethylene cuffs applied to the rat sciatic nerve induce a painful neuropathy: ultrastructural morphometric analysis of axonal alterations* Pain 64: 37-57 (1996).

Subjects

30 Individually housed Sprague-Dawley rats had free access to rat chow and water. A 12-h light/12-h dark cycle was in effect (lights on from 6:00 am to 6:00 pm). Animal maintenance and research were conducted in accordance with the guidelines

provided by the National Institutes of Health Committee on Laboratory Animal Resources. These subjects were used in the tests below.

Procedure -- Prostaglandin E₂-induced thermal hypersensitivity

5 The terminal 10 cm of the tail was placed into a thermos bottle containing water warmed to 38, 42, 46, 50 or 54°C. The latency in seconds for the animal to remove the tail from the water was used as a measure of nociception. If the animal did not remove the tail within 20 sec, the experimenter removed the tail and a maximum latency of 20 sec was recorded.

10 Following the assessment of baseline thermal sensitivity, thermal hypersensitivity was produced by a 50 µL injection of 0.1 mg prostaglandin E₂ (PGE₂) into the terminal 1 cm of the tail. Temperature-effect curves were generated before (baseline) and 30 minutes after the PGE₂ injection. Previous studies in other species (e.g., monkeys; Brandt et al., *J. Pharmacol. Exper. Ther.* 296:939, 2001) and results
15 from the current study demonstrate that PGE₂ produces a dose- and time-dependent thermal hypersensitivity that peaks 15 min after injection and dissipates after 2 hr.

 The ability of compounds to reverse PGE₂-induced thermal hypersensitivity was assessed using a single dose time-course procedure. Under this procedure, a single dose of the compound to be tested was administered orally (PO) 10, 30, 100
20 or 300 min before the injection of PGE₂. Tactile sensitivity was assessed 30 min after PGE₂ injection.

 Data Analysis -- The temperature that produced a half-maximal increase in the tail-withdrawal latency (i.e., T₁₀) was calculated from each temperature-effect curve. The T₁₀ was determined by interpolation from a line drawn between the point
25 above and the point below 10 sec on the temperature-effect curve. For these studies, thermal hypersensitivity was defined as a leftward shift in the temperature-effect curve and a decrease in the T₁₀ value. Reversal of thermal hypersensitivity was defined as a return to baseline of the temperature-effect curve and the T₁₀ value and was calculated according to the following equation:

30
$$\% \text{ MPE} = \frac{(T_{10}^{\text{drug+PGE}_2}) - (T_{10}^{\text{PGE}_2})}{(T_{10}^{\text{baseline}}) - (T_{10}^{\text{PGE}_2})} \times 100$$

in which $T_{10}^{\text{drug+PGE}_2}$ is the T_{10} after a drug in combination with PGE_2 , $T_{10}^{\text{PGE}_2}$ is the T_{10} after PGE_2 alone, and T_{10}^{baseline} is the T_{10} under control conditions. A % MPE value of 100 indicates a complete return to the baseline thermal sensitivity observed without the PGE_2 injection. A value of greater than 100% indicates that the compound tested reduced thermal sensitivity more than the baseline thermal sensitivity without the PGE_2 injection.

Results: The compounds of the present invention were effective in reversing PGE_2 -induced thermal hypersensitivity (Table 1).

10 **Table 1: Reversal of PGE_2 -induced thermal hypersensitivity**

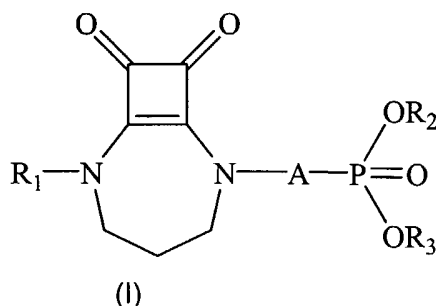
Compound	10 mg/kg %MPE (± 1 SEM)*	30 mg/kg % MPE (± 1 SEM)
Comparative 1	-4.7 (10.6)**	44 (9.5)
Example 1	57.2 (4.7)	81(3.4)
Example 2	45.6 (13.9)	76.5 (3.3)
Example 3		87.6 (3.3)
Example 4		78.9 (5.8)
Example 5		55.9 (9.8)
Example 6		16.8 (6.8)
Example 7	47.0 (12.6)	77.5 (6.7)

*SEM is the Standard Error of the Mean.

** The number in parenthesis is the error from the reported % MPE. For example, for Example 1, under a dose of 10 mg/kg, the %MPE value is 57.2 ± 4.7 .

What is claimed is:

1. A compound of formula (I) or a pharmaceutically acceptable salt thereof:



5

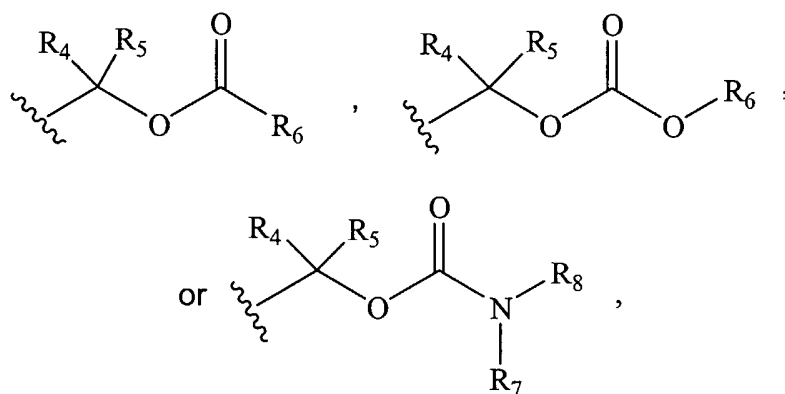
wherein:

R_1 is hydrogen, a C_1 to C_6 alkyl group, a C_2 to C_7 acyl group, a C_1 to C_6 alkanesulfonyl group, or a C_6 to C_{14} aryl group;

A is alkylene of 1 to 4 carbon atoms or alkenylene of 2 to 4 carbon atoms;

10

R_2 and R_3 are independently selected from hydrogen, or



15

with the proviso that at least one of R_2 and R_3 is not hydrogen;

R_4 and R_5 are independently selected from hydrogen, a C_1 to C_4 alkyl group, a C_5 to C_7 aryl group, a C_6 to C_{15} alkylaryl group having 5 to 7 carbon atoms in the aryl ring, a C_2 to C_7 alkenyl group, or C_2 to C_7 alkynyl group, or R_4 and R_5 may together form a spiro C_3 to C_8 carbocyclic ring;

20

R_6 is a C_1 to C_{12} linear or branched alkyl group, a C_2 to C_7 linear or branched alkenyl or alkynyl group, a C_5 to C_{13} aryl group, a C_6 to C_{21} alkylaryl group having 5 to 13 carbon atoms in the aryl moiety; a 5 to 13 membered heteroaryl group, a 6 to 21 membered alkylheteroaryl group having 5 to 13 members in the heteroaryl moiety, a

C₄ to C₈ cycloalkyl group, a C₅ to C₁₆ alkylcycloalkyl group having 4 to 8 carbon atoms in the cycloalkyl ring;

R₇ and R₈ are independently selected from hydrogen, a C₁ to C₁₂ linear or branched alkyl group, a C₂ to C₇ linear or branched alkenyl or alkynyl group, a C₅ to C₁₃ aryl group, a C₆ to C₂₁ alkylaryl group having 5 to 13 carbon atoms in the aryl moiety, a 5 to 13 membered heteroaryl group, a 6 to 21 membered alkylheteroaryl group having 5 to 13 members in the heteroaryl moiety, or R₇ and R₈ may together form a cycloalkyl or heterocycloalkyl group having in the ring 4 to 8 carbon atoms and optionally one to two atoms selected from nitrogen, oxygen or sulfur;

wherein any R₁ to R₈ group having an aryl, heteroaryl, cycloalkyl or heterocycloalkyl moiety may optionally be substituted on the aryl, heteroaryl, cycloalkyl or heterocycloalkyl moiety with 1 to about 5 substituents independently selected from a halogen atom, a cyano, nitro or hydroxyl group, a C₁-C₆ alkyl group, or a C₁-C₆ alkoxy group.

15

2. A compound as claimed in claim 1 wherein R₁ is H or a C₁ to C₄ alkyl group.

3. A compound as claimed in claim 1 or claim 2 wherein A is an alkylene group having the formula -(CH₂)_n-, where n is 1 to 3.

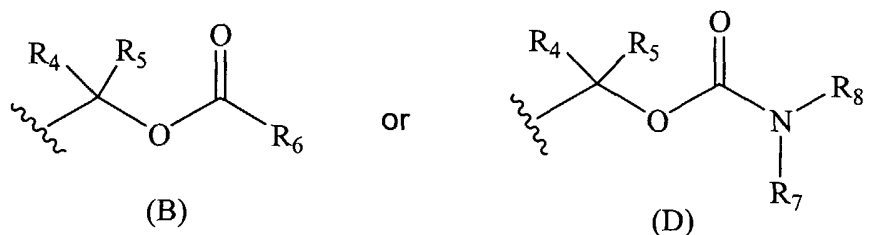
20

4. A compound as claimed in claim 3 wherein n is 2.

5. A compound as claimed in any one of claims 1 to 4 wherein R₄ and R₅ are independently selected from H or a C₁ to C₄ alkyl group, and R₆ is selected from a C₃ to C₁₀ linear or branched alkyl group, a C₅ to C₇ aryl group, a 5- to 7- membered heteroaryl group, or a cycloalkyl group having in the ring 5 to 7 carbon atoms.

25

6. A compound as claimed in any one of claims 1 to 5 wherein R₂ and R₃ are independently selected from H or the moiety:



with the proviso that at least one of R_2 and R_3 is not H.

5

7. A compound as claimed in any one of claims 1 to 6 wherein R₂ and R₃ are independently selected from H or the moiety (B).

8. A compound as claimed in any one of claims 1 to 7 wherein R₆ is a C₅ to C₇
10 aryl group.

9. A compound as claimed in claim 1 wherein the compound of formula (I) is selected from:

a) 3-{2-[8,9-dioxo-2,6-diazabicyclo[5.2.0]non-1(7)-en-2-yl]ethyl}-3-oxido-7-oxo-7-phenyl-2,4,6-trioxa-3-phosphahept-1-yl benzoate;

b) 3-{2-[8,9-dioxo-2,6-diazabicyclo[5.2.0]non-1(7)-en-2-yl]ethyl}-3-oxido-7-oxo-8-propyl-2,4,6-trioxa-3-phosphaundec-1-yl 2-propylpentanoate;

c) 2,2-dimethyl-propionic acid (2,2-dimethyl-propionyloxymethoxy)-[2-(8,9-dioxo-2,6-diaza-bicyclo[5.2.0]non-1(7)-en-2-yl)-ethyl]-phosphinoyloxymethyl ester;

20 d) 7-cyclohexyl-3-{2-[8,9-dioxo-2,6-diazabicyclo[5.2.0]non-1(7)-en-2-yl]ethyl}-
1,5-dimethyl-3-oxido-7-oxo-2,4,6-trioxo-3-phosphahept-1-yl cyclohexanecarboxylate;

e) 7-cyclohexyl-3-{2-[8,9-dioxo-2,6-diazabicyclo[5.2.0]non-1(7)-en-2-yl]ethyl}-3-oxido-7-oxo-2,4,6-trioxo-3-phosphahept-1-yl cyclohexanecarboxylate;

f) [2-(8,9-Dioxo-2,6-diaza-bicyclo[5.2.0]non-1-(7)-en-2-yl)-ethyl]-phosphonic
25 acid diisopropoxycarbonyl oxymethyl ester;

g) [2-[8,9-dioxo-2,6-diazabicyclo[5.2.0]non-1(7)-en-2-yl]ethyl]-phosphonic acid bis[1-(benzoyloxy)ethyl] ester;

h) benzoic acid [2-(8,9-dioxo-2,6-diaza-bicyclo[5.2.0]non-1(7)-en-2-yl)-ethyl]-hydroxy-phosphinoyloxymethyl ester; or

i) [2-(8,9-Dioxo-2,6-diaza-bicyclo[5.2.0]non-1(7)-en-2-yl)-ethyl]-phosphonic acid di- dimethylcarbamoyloxymethyl ester;
or a pharmaceutically acceptable salt thereof.

5 10. A compound as claimed in claim 1 wherein the compound of formula (I) is selected from

a) 3-{2-[8,9-dioxo-2,6-diazabicyclo[5.2.0]non-1(7)-en-2-yl]ethyl}-3-oxido-7-oxo-7-phenyl-2,4,6-trioxa-3-phosphahept-1-yl benzoate;

10 b) [2-[8,9-dioxo-2,6-diazabicyclo[5.2.0]non-1(7)-en-2-yl]ethyl]-phosphonic acid bis[1-(benzoyloxy)ethyl] ester; or

c) benzoic acid [2-(8,9-dioxo-2,6-diaza-bicyclo[5.2.0]non-1(7)-en-2-yl)-ethyl]-hydroxy-phosphinoyloxymethyl ester;
or a pharmaceutically acceptable salt thereof.

15 11. A method for treating at least one condition in a mammal selected from a cerebral vascular disorder selected from cerebral ischemia, cerebral infarction or cerebral vasospasm; cerebral trauma; muscular spasm; a convulsive disorder selected from epilepsy or status epilepticus; glaucoma; diabetic end organ complications; hypoglycemia; cardiac arrest; asphyxia anoxia; or spinal chord injury
20 comprising administering to a mammal a therapeutically effective amount of at least one compound of formula (I) as claimed in any one of claims 1 to 10 or a pharmaceutically acceptable salt thereof.

25 12. A method for treating at least one condition in a mammal selected from anxiety disorders; mood disorders; schizophrenia; schizophreniform disorder; schizoaffective disorder; or cognitive impairment comprising administering to a mammal a therapeutically effective amount of at least one compound of formula (I) as claimed in any one of claims 1 to 10 or a pharmaceutically acceptable salt thereof.

30 13. A method as claimed in claim 12 wherein the anxiety disorder is selected from panic attack, agoraphobia, panic disorder, specific phobia, social phobia, obsessive compulsive disorder, posttraumatic stress disorder, acute stress disorder, generalized anxiety disorder, separation anxiety disorder, or substance-induced

anxiety disorder; or the mood disorder is selected from bipolar disorders, depressive disorders selected from major depressive disorder, dysthymic disorder, or substance-induced mood disorder, or mood episodes selected from major depressive episode, manic episode, mixed episode, or hypomanic episode.

5

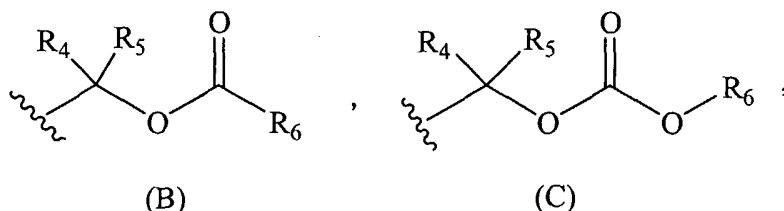
14. A method for treating at least one chronic neurodegenerative disorder in a mammal selected from Parkinson's disease, Huntingdon's disease, Alzheimer's disease, amyotrophic lateral sclerosis, or chronic dementia comprising administering to a mammal a therapeutically effective amount of at least one compound of formula
10 (I) as claimed in any one of claims 1 to 10 or a pharmaceutically acceptable salt thereof.

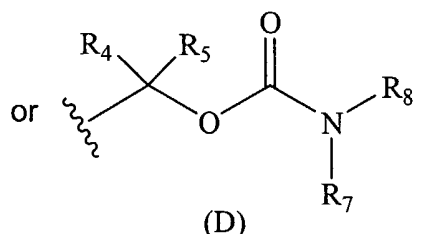
15. A method for treating at least one condition in a mammal selected from inflammatory diseases; fibromyalgia; complications from herpes zoster; prevention of
15 tolerance to opiate analgesia; or withdrawal symptoms from addictive drugs comprising administering to a mammal a therapeutically effective amount of at least one compound of formula (I) as claimed in any one of claims 1 to 10 or a pharmaceutically acceptable salt thereof.

20 16. A method for treating pain in a mammal comprising administering to a mammal a therapeutically effective amount of at least one compound of formula (I) as claimed in any one of claims 1 to 10 or a pharmaceutically acceptable salt thereof.

17. A method as claimed in claim 16 wherein the pain is selected from at least
25 one of neuropathic pain; cancer pain; visceral pain associated with pancreatitis or abdominal, pelvic or perineal regions; musculoskeletal pain associated with lower or upper back, spine, fibromyalgia, temporomandibular joint, or myofascial pain syndrome; bony pain associated with bone or joint degenerating disorders; headaches; or pain associated with infections, sickle cell anemia, autoimmune
30 disorders, multiple sclerosis, dental procedures, burns or inflammation.

18. A method as claimed in claim 17 wherein the pain comprises neuropathic pain and is associated with at least one of diabetic neuropathy, peripheral neuropathy, post-herpetic neuralgia, trigeminal neuralgia, lumbar or cervical radiculopathies, fibromyalgia, glossopharyngeal neuralgia, reflex sympathetic dystrophy, casuality, thalamic syndrome, nerve root avulsion, or nerve damage cause by injury selected from phantom limb pain, reflex sympathetic dystrophy or postthoracotomy pain, cancer, chemical injury, toxins, nutritional deficiencies, or viral or bacterial infections.
19. A method as claimed in claim 17 further comprising administering a therapeutically effective amount of at least one pain relieving agent.
20. A method as claimed in claim 19 wherein the pain relieving agent comprises an opioid analgesic.
21. A method as claimed in any one of claims 11 to 26 wherein the mammal is human.
22. A pharmaceutical composition comprising:
- a) a therapeutically effective amount of at least one compound of formula (I) as claimed in any one of claims 1 to 10 or a pharmaceutically acceptable salt thereof, and
- b) at least one pharmaceutically acceptable carrier.
23. A composition as claimed in claim 22 wherein
- R_1 is H or a C_1 to C_4 alkyl group;
- A is an alkylene group having the formula $-(CH_2)_n-$, where n is 1 to 3;
- R_2 and R_3 are independently selected from H or:





with the proviso that at least one of R_2 and R_3 is not H;

R_4 and R_5 are independently selected from H or a C_1 to C_4 alkyl group; and

R_6 is selected from a C_3 to C_{10} linear or branched alkyl group, a C_5 to C_7 aryl group, a 5- to 7- membered heteroaryl group, or a cycloalkyl group having in the ring 5 to 7 carbon atoms.

24. A composition as claimed in claim 22 or 23 wherein R_2 and R_3 are independently selected from H or the moiety (B) and R_6 is a C_5 to C_7 aryl group.

10

25. A composition as claimed in claim 22 wherein the compound of formula (I) is selected from:

a) 3-{2-[8,9-dioxo-2,6-diazabicyclo[5.2.0]non-1(7)-en-2-yl]ethyl}-3-oxido-7-oxo-7-phenyl-2,4,6-trioxa-3-phosphahept-1-yl benzoate;

15

b) 3-{2-[8,9-dioxo-2,6-diazabicyclo[5.2.0]non-1(7)-en-2-yl]ethyl}-3-oxido-7-oxo-8-propyl-2,4,6-trioxa-3-phosphaundec-1-yl 2-propylpentanoate;

c) 2,2-dimethyl-propionic acid (2,2-dimethyl-propionyloxymethoxy)-[2-(8,9-dioxo-2,6-diaza-bicyclo[5.2.0]non-1(7)-en-2-yl)-ethyl]-phosphinoyloxymethyl ester;

20

d) 7-cyclohexyl-3-{2-[8,9-dioxo-2,6-diazabicyclo[5.2.0]non-1(7)-en-2-yl]ethyl}-1,5-dimethyl-3-oxido-7-oxo-2,4,6-trioxa-3-phosphahept-1-yl cyclohexanecarboxylate;

e) 7-cyclohexyl-3-{2-[8,9-dioxo-2,6-diazabicyclo[5.2.0]non-1(7)-en-2-yl]ethyl}-3-oxido-7-oxo-2,4,6-trioxa-3-phosphahept-1-yl cyclohexanecarboxylate;

f) [2-(8,9-Dioxo-2,6-diaza-bicyclo[5.2.0]non-1(7)-en-2-yl)-ethyl]-phosphonic acid diisopropoxycarbonyl oxymethyl ester;

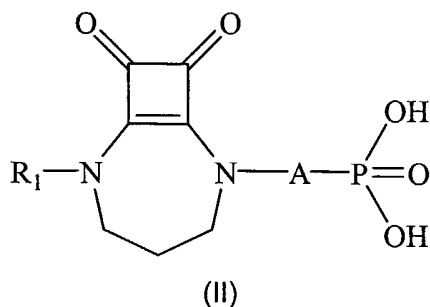
25

g) [2-[8,9-dioxo-2,6-diazabicyclo[5.2.0]non-1(7)-en-2-yl]ethyl]-phosphonic acid bis[1-(benzoyloxy)ethyl] ester;

h) benzoic acid [2-(8,9-dioxo-2,6-diaza-bicyclo[5.2.0]non-1(7)-en-2-yl)-ethyl]-hydroxy-phosphinoyloxymethyl ester; or

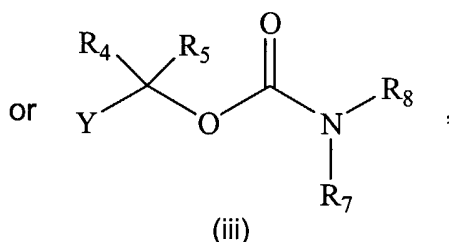
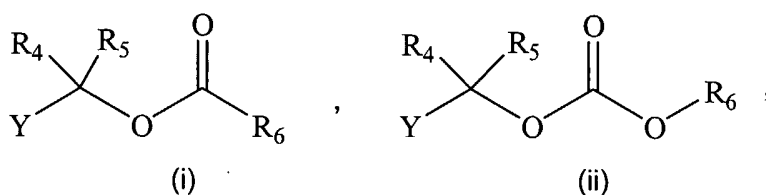
- i) [2-(8,9-Dioxo-2,6-diaza-bicyclo[5.2.0]non-1(7)-en-2-yl)-ethyl]-phosphonic acid di- dimethylcarbamoyloxymethyl ester;
or a pharmaceutically acceptable salt thereof.

- 5 26. A process for the preparation of a compound of formula (I) as claimed in any one of claims 1 to 10 comprising reacting a compound of formula (II)



- wherein R_1 is hydrogen, a C_1 to C_6 alkyl group, a C_2 to C_7 acyl group, a C_1 to C_6 alkanesulfonyl group, or a C_6 to C_{14} aryl group;

A is alkylene of 1 to 4 carbon atoms or alkenylene of 2 to 4 carbon atoms;
with at least one ester selected from



15

wherein Y is a leaving group;

- R_4 and R_5 are independently selected from hydrogen, a C_1 to C_4 alkyl group, a C_5 to C_7 aryl group, a C_6 to C_{15} alkylaryl group having 5 to 7 carbon atoms in the aryl ring, a C_2 to C_7 alkenyl group, or C_2 to C_7 alkynyl group, or R_4 and R_5 may together form a spiro C_3 to C_8 carbocyclic ring;

R_6 is a C_1 to C_{12} linear or branched alkyl group, a C_2 to C_7 linear or branched alkenyl or alkynyl group, a C_5 to C_{13} aryl group, a C_6 to C_{21} alkylaryl group having 5 to

13 carbon atoms in the aryl moiety; a 5 to 13 membered heteroaryl group, a 6 to 21 membered alkylheteroaryl group having 5 to 13 members in the heteroaryl moiety, a C₄ to C₈ cycloalkyl group, a C₅ to C₁₆ alkylcycloalkyl group having 4 to 8 carbon atoms in the cycloalkyl ring; and

- 5 R₇ and R₈ are independently selected from hydrogen, a C₁ to C₁₂ linear or branched alkyl group, a C₂ to C₇ linear or branched alkenyl or alkynyl group, a C₅ to C₁₃ aryl group, a C₆ to C₂₁ alkylaryl group having 5 to 13 carbon atoms in the aryl moiety, a 5 to 13 membered heteroaryl group, a 6 to 21 membered alkylheteroaryl group having 5 to 13 members in the heteroaryl moiety, or R₇ and R₈ may together
10 form a cycloalkyl or heterocycloalkyl group having in the ring 4 to 8 carbon atoms and optionally one to two atoms selected from nitrogen, oxygen or sulfur.

27. Use of a compound of formula I as defined in any one of Claims 1 to 10 for the treatment of at least one condition in a mammal selected from a cerebral vascular
15 disorder selected from cerebral ischemia, cerebral infarction or cerebral vasospasm; cerebral trauma; muscular spasm; a convulsive disorder selected from epilepsy or status epilepticus; glaucoma; diabetic end organ complications; hypoglycemia; cardiac arrest; asphyxia anoxia; or spinal chord injury or the treatment of at least one condition in a mammal selected from anxiety disorders; mood disorders;
20 schizophrenia; schizophreniform disorder; schizoaffective disorder; or cognitive impairment or the treatment of at least one chronic neurodegenerative disorder in a mammal selected from Parkinson's disease, Huntingdon's disease, Alzheimer's disease, amyotrophic lateral sclerosis, or chronic dementia or the treatment of at least one condition in a mammal selected from inflammatory diseases; fibromyalgia;
25 complications from herpes zoster; prevention of tolerance to opiate analgesia; or withdrawal symptoms from addictive drugs or the treatment of pain in a mammal.

28. Use of a compound of formula I as defined in any one of Claims 1 to 10 in the preparation of a medicament for the treatment of at least one condition in a mammal
30 selected from a cerebral vascular disorder selected from cerebral ischemia, cerebral infarction or cerebral vasospasm; cerebral trauma; muscular spasm; a convulsive disorder selected from epilepsy or status epilepticus; glaucoma; diabetic end organ complications; hypoglycemia; cardiac arrest; asphyxia anoxia; or spinal chord injury

or the treatment of at least one condition in a mammal selected from anxiety disorders; mood disorders; schizophrenia; schizophreniform disorder; schizoaffective disorder; or cognitive impairment or the treatment of at least one chronic neurodegenerative disorder in a mammal selected from Parkinson's disease, 5 Huntingdon's disease, Alzheimer's disease, amyotrophic lateral sclerosis, or chronic dementia or the treatment of at least one condition in a mammal selected from inflammatory diseases; fibromyalgia; complications from herpes zoster; prevention of tolerance to opiate analgesia; or withdrawal symptoms from addictive drugs or the treatment of pain in a mammal.

10

INTERNATIONAL SEARCH REPORT

International Application No
PCT/US2004/010596

A. CLASSIFICATION OF SUBJECT MATTER
IPC 7 C07F9/645

According to International Patent Classification (IPC) or to both national classification and IPC

B. FIELDS SEARCHED

Minimum documentation searched (classification system followed by classification symbols)
IPC 7 C07F

Documentation searched other than minimum documentation to the extent that such documents are included in the fields searched

Electronic data base consulted during the international search (name of data base and, where practical, search terms used)

EPO-Internal, CHEM ABS Data, BEILSTEIN Data

C. DOCUMENTS CONSIDERED TO BE RELEVANT

Category *	Citation of document, with indication, where appropriate, of the relevant passages	Relevant to claim No.
P, Y	WO 03/031416 A (WYETH CORP) 17 April 2003 (2003-04-17) the whole document	1-28
Y	US 5 168 103 A (GARRISON DEANNA C ET AL) 1 December 1992 (1992-12-01) cited in the application the whole document	1-28
Y	US 5 240 946 A (GARRISON DEANNA C ET AL) 31 August 1993 (1993-08-31) cited in the application the whole document	1-28
Y	US 6 011 168 A (SCHMID JEAN ET AL) 4 January 2000 (2000-01-04) cited in the application the whole document	1-28
	----- -/--	

☒ Further documents are listed in the continuation of box C.

☒ Patent family members are listed in annex.

* Special categories of cited documents:

- *A* document defining the general state of the art which is not considered to be of particular relevance
- *E* earlier document but published on or after the international filing date
- *L* document which may throw doubts on priority claim(s) or which is cited to establish the publication date of another citation or other special reason (as specified)
- *O* document referring to an oral disclosure, use, exhibition or other means
- *P* document published prior to the international filing date but later than the priority date claimed

- *T* later document published after the international filing date or priority date and not in conflict with the application but cited to understand the principle or theory underlying the invention
- *X* document of particular relevance; the claimed invention cannot be considered novel or cannot be considered to involve an inventive step when the document is taken alone
- *Y* document of particular relevance; the claimed invention cannot be considered to involve an inventive step when the document is combined with one or more other such documents, such combination being obvious to a person skilled in the art.
- *8* document member of the same patent family

Date of the actual completion of the international search

25 August 2004

Date of mailing of the international search report

09/09/2004

Name and mailing address of the ISA

European Patent Office, P.B. 5818 Patentlaan 2
NL - 2280 HV Rijswijk
Tel. (+31-70) 340-2040, Tx. 31 651 epo nl,
Fax: (+31-70) 340-3016

Authorized officer

Elliott, A

INTERNATIONAL SEARCH REPORT

International Application No
/US2004/010596

C.(Continuation) DOCUMENTS CONSIDERED TO BE RELEVANT

Category *	Citation of document, with indication, where appropriate, of the relevant passages	Relevant to claim No.
Y	US 5 990 307 A (SCHMID JEAN ET AL) 23 November 1999 (1999-11-23) cited in the application the whole document	1-28
Y	CHILDERS W E ET AL: "EAA-090" DRUGS OF THE FUTURE, vol. 27, July 2002 (2002-07), pages 633-638, XP009035520 ISSN: 0377-8282 the whole document	1-28
Y	KINNEY W A: "Design and synthesis of '2-(8,9-dioxo-2,6-diazabicyclo[5.2.0]non-1 (7)-en-2-yl)ethylphosphonic acid (EAA-090), a potent N-methyl-D-aspartate antagonist, via the use of 3-cyclobutene-1,2-dione as an achiral alpha-amino acid bioisostere" JOURNAL OF MEDICINAL CHEMISTRY, vol. 41, no. 2, 15 January 1998 (1998-01-15), pages 236-246, XP002228850 ISSN: 0022-2623 the whole document	1-28
Y	KINNEY W A ET AL: "Bioisosteric replacement of the alpha-amino carboxylic acid functionality in 2-amino-5-phosphonopentanoic acid yields unique 3,4-diamino-3-cyclobutene-1,2-dione containing NMDA antagonists" JOURNAL OF MEDICINAL CHEMISTRY, vol. 35, no. 25, 11 December 1992 (1992-12-11), pages 4720-4726, XP000986052 ISSN: 0022-2623 the whole document	1-28
Y	HATSE S ET AL: "Evidence for distinction of the differentiation-inducing activities and cytostatic properties of 9-(2-phosphonylmethoxyethyl)adenine and a variety of differentiation-inducing agents in human erythroleukemia K562 cells." MOLECULAR PHARMACOLOGY, vol. 50, no. 5, November 1996 (1996-11), pages 1231-1242, XP009035544 ISSN: 0026-895X figure 1; R2 in the compound Bis(POM)PMEA	1-28

-/--

INTERNATIONAL SEARCH REPORT

International Application No
/US2004/010596

C.(Continuation) DOCUMENTS CONSIDERED TO BE RELEVANT		
Category *	Citation of document, with indication, where appropriate, of the relevant passages	Relevant to claim No.
Y	FARQUHAR D ET AL: "Biologically reversible phosphate-protective groups" JOURNAL OF PHARMACEUTICAL SCIENCES, vol. 72, no. 3, 1 March 1983 (1983-03-01), pages 324-325, XP000650041 ISSN: 0022-3549 the whole document	1-28
Y	----- Lombaert S de et al: "Phosphonomethyl dipeptides and their phosphonate prodrugs, a new generation of neutral endopeptidase (NEP, EC 3.4.24.11) inhibitors" JOURNAL OF MEDICINAL CHEMISTRY, vol. 37, no. 4, 18 February 1994 (1994-02-18), pages 498-511, XP000564486 ISSN: 0022-2623 compounds 16, 35-42 in Table 3 on page 503	1-28
Y	----- Starrett J E et al: "Synthesis, oral bioavailability determination, and in vitro evaluation of prodrugs of the antiviral agent 3-u2-(phosphonomethoxy)ethyladenine (PMEA)" JOURNAL OF MEDICINAL CHEMISTRY, vol. 37, no. 12, 10 June 1994 (1994-06-10), pages 1857-1864, XP000564485 ISSN: 0022-2623 compound 14	1-28
Y	----- Farquhar D et al: "Synthesis and antitumor evaluation of bis'(pivaloyloxy)methyl 2'-deoxy-5-fluorouridine 5'-monophosphate (FdUMP): a strategy to introduce nucleotides into cells." JOURNAL OF MEDICINAL CHEMISTRY, vol. 37, no. 23, 11 November 1994 (1994-11-11), pages 3902-3909, XP002293733 ISSN: 0022-2623 compounds 11a, 11b & 14 ----- -/--	1-28

INTERNATIONAL SEARCH REPORT

International Application No

P/US2004/010596

C.(Continuation) DOCUMENTS CONSIDERED TO BE RELEVANT

Category *	Citation of document, with indication, where appropriate, of the relevant passages	Relevant to claim No.
Y	LEFEBVRE I ET AL: "Mononucleoside phosphotriester derivatives with S-acyl-2-thioethyl bioreversible phosphate-protecting groups: intracellular delivery of 3'-azido-2',3'-dideoxythymidine 5'-monophosphate." JOURNAL OF MEDICINAL CHEMISTRY, vol. 38, no. 20, 29 September 1995 (1995-09-29), pages 3941-3950, XP002293734 ISSN: 0022-2623 figure 1, compound 3 -----	1-28
Y	OLIYAI R ET AL: "Kinetic studies of the degradation of oxycarbonyloxymethyl prodrug of Adefovir and Tenofovir in solution." NUCLEOSIDES, NUCLEOTIDES & NUCLEIC ACIDS, vol. 20, no. 4-7, April 2001 (2001-04), pages 1295-1298, XP009035539 ISSN: 1525-7770 figure 1 -----	1-5, 8-23, 25-28
Y	YUAN L C ET AL: "Degradation kinetics of oxycarbonyloxymethyl prodrugs of phosphonates in solution." PHARMACEUTICAL RESEARCH, vol. 18, no. 2, February 2001 (2001-02), pages 234-237, XP009035540 ISSN: 0724-8741 the whole document -----	1-5, 8-23, 25-28
Y	FRANKOVA D ET AL: "Antiinflammatory effects of phosphonomethoxyethyl analogues of adenine in a model of adjuvant arthritis" NUCLEOSIDES & NUCLEOTIDES, vol. 18, no. 4/5, 1999, pages 955-958, XP001008347 ISSN: 0732-8311 bis-POM-PMEA -----	1-5, 8-23, 25-28
Y	EISENBERG E J ET AL: "Metabolism of GS-7340, a novel phenyl monophosphoramidate intracellular prodrug of PMPA, in blood" NUCLEOSIDES, NUCLEOTIDES AND NUCLEIC ACIDS, vol. 20, no. 4-7, 2001, pages 1091-1098, XP009032139 ISSN: 1525-7770 figure 1 - GS-7340, bis-POC PMPA, metabolkite Y & mono-POC PMPA ----- -/--	1-5, 8-23, 25-28

INTERNATIONAL SEARCH REPORT

International Application No
/US2004/010596

C.(Continuation) DOCUMENTS CONSIDERED TO BE RELEVANT

Category *	Citation of document, with indication, where appropriate, of the relevant passages	Relevant to claim No.
Y	ROBBINS B L ET AL: "Anti-human immunodeficiency virus activity and cellular metabolism of a potential prodrug of the acyclic nucleoside phosphonate 9-R-(2-phosphonomethoxypropyl)adenine (PMPA), Bis(isopropylloxymethylcarbonyl)PMPA." ANTIMICROBIAL AGENTS AND CHEMOTHERAPY, vol. 42, no. 3, March 1998 (1998-03), pages 612-617, XP002293735 ISSN: 0066-4804 figure 1; table 1 -----	1-5, 8-23, 25-28
Y	NAESENS L ET AL: "Antiretroviral efficacy and pharmacokinetics of oral bis(isopropylloxycarbonyloxymethyl)-9-(2-phosphonomethoxypropyl)adenine in mice." ANTIMICROBIAL AGENTS AND CHEMOTHERAPY, vol. 42, no. 7, July 1998 (1998-07), pages 1568-1573, XP002293739 ISSN: 0066-4804 figure 1 -----	1-5, 8-23, 25-28
Y	MULATO A S ET AL: "Genotypic and phenotypic characterization of human immunodeficiency virus type 1 variants isolated from AIDS patients after prolonged adefovir dipivoxil therapy." ANTIMICROBIAL AGENTS AND CHEMOTHERAPY, vol. 42, no. 7, July 1998 (1998-07), pages 1620-1628, XP002293740 ISSN: 0066-4804 adefovir dipivoxil -----	1-5, 8-23, 25-28
Y	KHAN S R ET AL: "Bis(N,N-Dimethylcarbamoxyloxymethyl) 2', 3'-dideoxyuridine 5'-monophosphate (DM2-ddUMP): A Potential ddUMP Prodrug" TETRAHEDRON LETTERS, vol. 40, no. 4, 22 January 1999 (1999-01-22), pages 607-610, XP004151397 ISSN: 0040-4039 scheme 1 -----	1-6, 9-23, 25-28

INTERNATIONAL SEARCH REPORT

International application No.
PCT/US2004/010596

Box II Observations where certain claims were found unsearchable (Continuation of item 2 of first sheet)

This International Search Report has not been established in respect of certain claims under Article 17(2)(a) for the following reasons:

1. ☒ Claims Nos.:
because they relate to subject matter not required to be searched by this Authority, namely:

Although claims 11-21 are directed to a method of treatment of the human/animal body, the search has been carried out and based on the alleged effects of the compounds.
2. ☐ Claims Nos.:
because they relate to parts of the International Application that do not comply with the prescribed requirements to such an extent that no meaningful International Search can be carried out, specifically:
3. ☐ Claims Nos.:
because they are dependent claims and are not drafted in accordance with the second and third sentences of Rule 6.4(a).

Box III Observations where unity of invention is lacking (Continuation of item 3 of first sheet)

This International Searching Authority found multiple inventions in this international application, as follows:

1. ☐ As all required additional search fees were timely paid by the applicant, this International Search Report covers all searchable claims.
2. ☐ As all searchable claims could be searched without effort justifying an additional fee, this Authority did not invite payment of any additional fee.
3. ☐ As only some of the required additional search fees were timely paid by the applicant, this International Search Report covers only those claims for which fees were paid, specifically claims Nos.:
4. ☐ No required additional search fees were timely paid by the applicant. Consequently, this International Search Report is restricted to the invention first mentioned in the claims; it is covered by claims Nos.:

Remark on Protest

- ☐ The additional search fees were accompanied by the applicant's protest.
- ☐ No protest accompanied the payment of additional search fees.

INTERNATIONAL SEARCH REPORT

Information on patent family members

national Application No

T/US2004/010596

Patent document cited in search report		Publication date	Patent family member(s)	Publication date
WO 03031416	A	17-04-2003	CA 2461348 A1	17-04-2003
			EP 1434588 A2	07-07-2004
			WO 03031416 A2	17-04-2003
			US 2003114444 A1	19-06-2003
<hr/>				
US 5168103	A	01-12-1992	AT 119873 T	15-04-1995
			AU 639629 B2	29-07-1993
			AU 1030192 A	30-07-1992
			CA 2059704 A1	23-07-1992
			CZ 9200144 A3	19-01-1994
			DE 69201655 D1	20-04-1995
			DE 69201655 T2	13-07-1995
			DK 496561 T3	22-05-1995
			EP 0496561 A2	29-07-1992
			ES 2071428 T3	16-06-1995
			FI 920261 A	23-08-1992
			GR 3015456 T3	30-06-1995
			HK 1005588 A1	15-01-1999
			HU 61970 A2	29-03-1993
			HU 9500530 A3	30-10-1995
			IE 920176 A1	29-07-1992
			IL 100679 A	31-10-1996
			JP 3167770 B2	21-05-2001
			JP 4321654 A	11-11-1992
			MX 9200240 A1	31-03-1994
			NZ 241330 A	26-10-1993
			SK 14492 A3	08-02-1995
			RU 2039035 C1	09-07-1995
			US 5240946 A	31-08-1993
			KR 206055 B1	01-07-1999
			ZA 9200358 A	19-07-1993
<hr/>				
US 5240946	A	31-08-1993	US 5168103 A	01-12-1992
			AT 119873 T	15-04-1995
			AU 639629 B2	29-07-1993
			AU 1030192 A	30-07-1992
			CA 2059704 A1	23-07-1992
			CZ 9200144 A3	19-01-1994
			DE 69201655 D1	20-04-1995
			DE 69201655 T2	13-07-1995
			DK 496561 T3	22-05-1995
			EP 0496561 A2	29-07-1992
			ES 2071428 T3	16-06-1995
			FI 920261 A	23-08-1992
			GR 3015456 T3	30-06-1995
			HK 1005588 A1	15-01-1999
			HU 61970 A2	29-03-1993
			HU 9500530 A3	30-10-1995
			IE 920176 A1	29-07-1992
			IL 100679 A	31-10-1996
			JP 3167770 B2	21-05-2001
			JP 4321654 A	11-11-1992
			KR 206055 B1	01-07-1999
			MX 9200240 A1	31-03-1994
			NZ 241330 A	26-10-1993
			SK 14492 A3	08-02-1995
			RU 2039035 C1	09-07-1995
			ZA 9200358 A	19-07-1993

INTERNATIONAL SEARCH REPORT

Information on patent family members

International Application No

P/US2004/010596

Patent document cited in search report		Publication date	Patent family member(s)		Publication date
US 6011168	A	04-01-2000	US	5990307 A	23-11-1999
US 5990307	A	23-11-1999	US	6011168 A	04-01-2000