



US00D857230S

(12) **United States Design Patent**  
**Lutnesky et al.**

(10) **Patent No.:** **US D857,230 S**

(45) **Date of Patent:** **\*\* Aug. 20, 2019**

(54) **CASSETTE**

(71) Applicant: **Hewlett-Packard Development Company, L.P.**, Houston, TX (US)

(72) Inventors: **Gary G. Lutnesky**, Corvallis, OR (US); **Michael W. Cumbie**, Corvallis, OR (US)

(73) Assignee: **Hewlett-Packard Development Company, L.P.**, Spring, TX (US)

(\*\*) Term: **15 Years**

(21) Appl. No.: **29/618,880**

(22) Filed: **Sep. 25, 2017**

(51) **LOC (12) Cl.** ..... **24-02**

(52) **U.S. Cl.**  
USPC ..... **D24/225; D24/216; D24/229**

(58) **Field of Classification Search**  
USPC ..... D24/186, 216–232; D10/81; D18/40, 43  
CPC ..... B41J 2/1433; B01L 3/527; B01L 3/0268  
See application file for complete search history.

(56) **References Cited**

**U.S. PATENT DOCUMENTS**

D243,543 S *	3/1977	Fadler	.....	D13/182
D258,388 S *	2/1981	Parker	.....	D14/482
D263,681 S *	4/1982	Parr	.....	D9/425
D275,833 S *	10/1984	Malpass	.....	D3/203.3
D289,854 S *	5/1987	Lane	.....	D9/425
D340,289 S *	10/1993	Gerber	.....	D24/223
D357,178 S *	4/1995	Shaw	.....	D24/226
D432,244 S *	10/2000	Anderson	.....	D24/223
D456,082 S *	4/2002	Bouse	.....	D24/223
D592,045 S *	5/2009	Banakar	.....	D9/425
D621,060 S *	8/2010	Handique	.....	D24/225
D631,555 S *	1/2011	Gorelik	.....	D24/225
D637,732 S *	5/2011	Galano	.....	D24/225
D655,423 S *	3/2012	Nielsen	.....	D24/216
D659,256 S *	5/2012	Galano	.....	D24/225
D669,191 S *	10/2012	Handique	.....	D24/225

(Continued)

*Primary Examiner* — Susan Bennett Hattan

*Assistant Examiner* — Omeed Agilee

(74) *Attorney, Agent, or Firm* — Morgan Lewis & Bockius

(57) **CLAIM**

The ornamental design for a cassette, as shown and described.

**DESCRIPTION**

FIG. 1 is a front, bottom, right side perspective view of a cassette in accordance with our new design;

FIG. 2 is a reference view thereof disclosing from where the detail view, FIG. 9 is taken;

FIG. 3 is a front elevational view of the cassette shown in FIG. 1;

FIG. 4 is a rear elevational view of the cassette shown in FIG. 1;

FIG. 5 is a left-side elevational view of the cassette shown in FIG. 1;

FIG. 6 is a right-side elevational view of the cassette shown in FIG. 1;

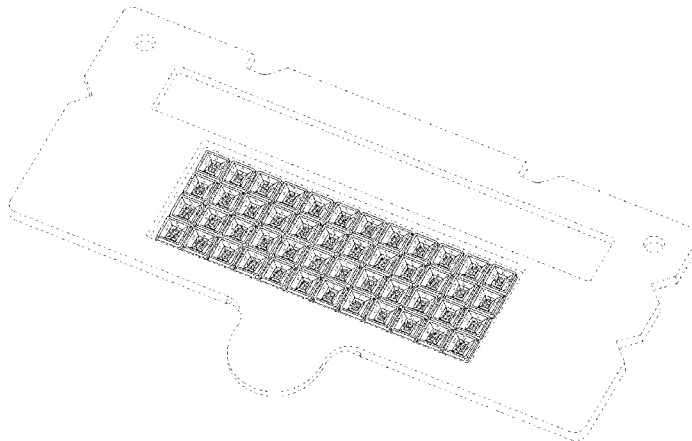
FIG. 7 is a top plan view of the cassette shown in FIG. 1;

FIG. 8 is a bottom plan view of the cassette shown in FIG. 1; and,

FIG. 9 is an enlarged perspective view of detail area 9 circumscribed within FIG. 2.

The broken lines immediately adjacent the shaded area in FIGS. 1-3 depict the bounds of the claimed design and form no part thereof. All broken lines and the areas adjacent to the shaded surfaces in FIG. 4 depict environmental subject matter that forms no part of the claimed design. The broken line surrounding FIG. 9 and the relevant area in FIG. 2 indicate the boundaries of the enlarged detail and form no part of the claimed design. All other broken lines and areas in the drawings depict environmental subject matter that forms no part of the claimed design.

**1 Claim, 7 Drawing Sheets**



(56)

**References Cited**

U.S. PATENT DOCUMENTS

D709,620	S *	7/2014	Nielsen .....	D24/216
D713,961	S *	9/2014	Yokoyama .....	D24/158
9,050,592	B2 *	6/2015	Still .....	B01L 3/0268
9,776,186	B2 *	10/2017	Esterberg .....	B41J 2/1752
2018/0111128	A1 *	4/2018	Chatterjee .....	B01L 3/527

\* cited by examiner

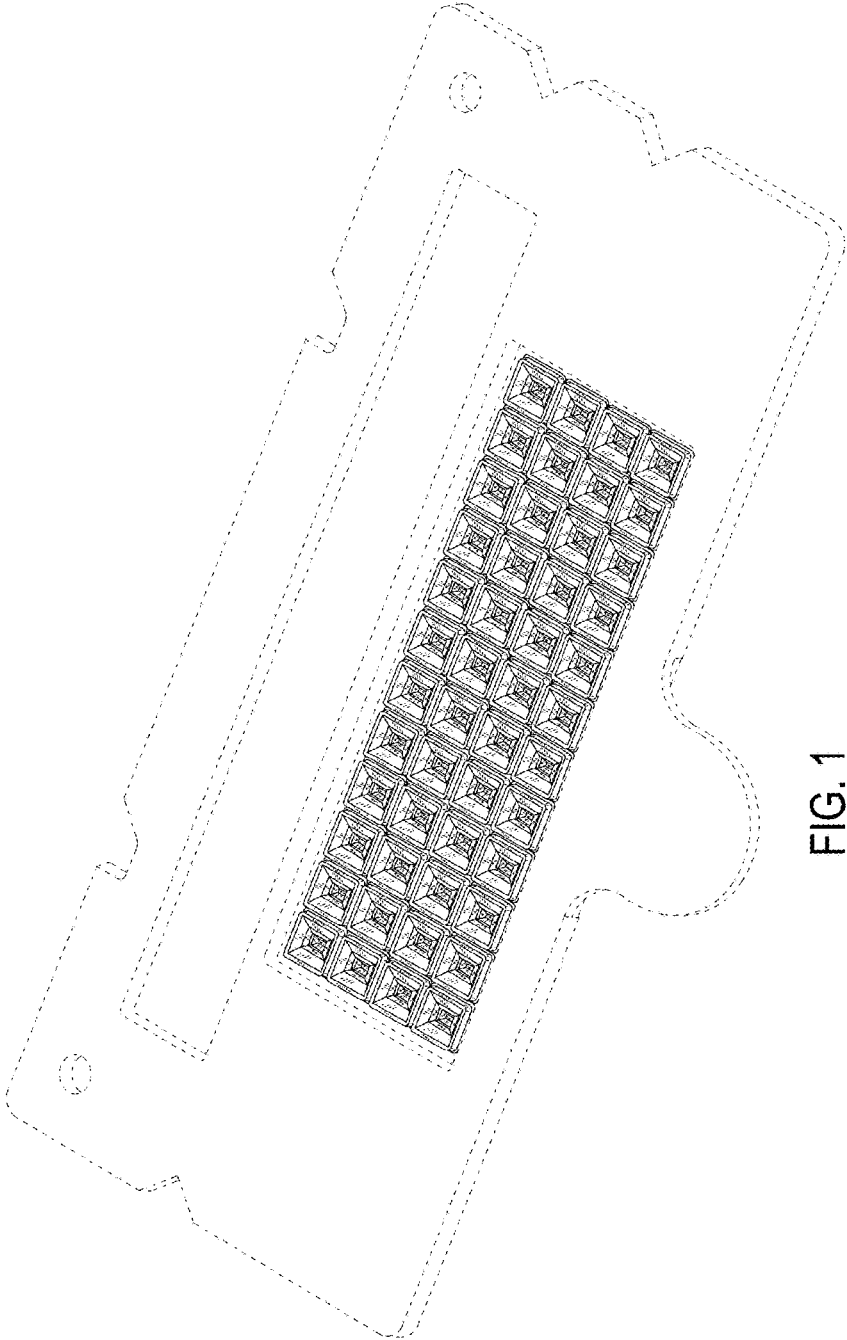


FIG. 1

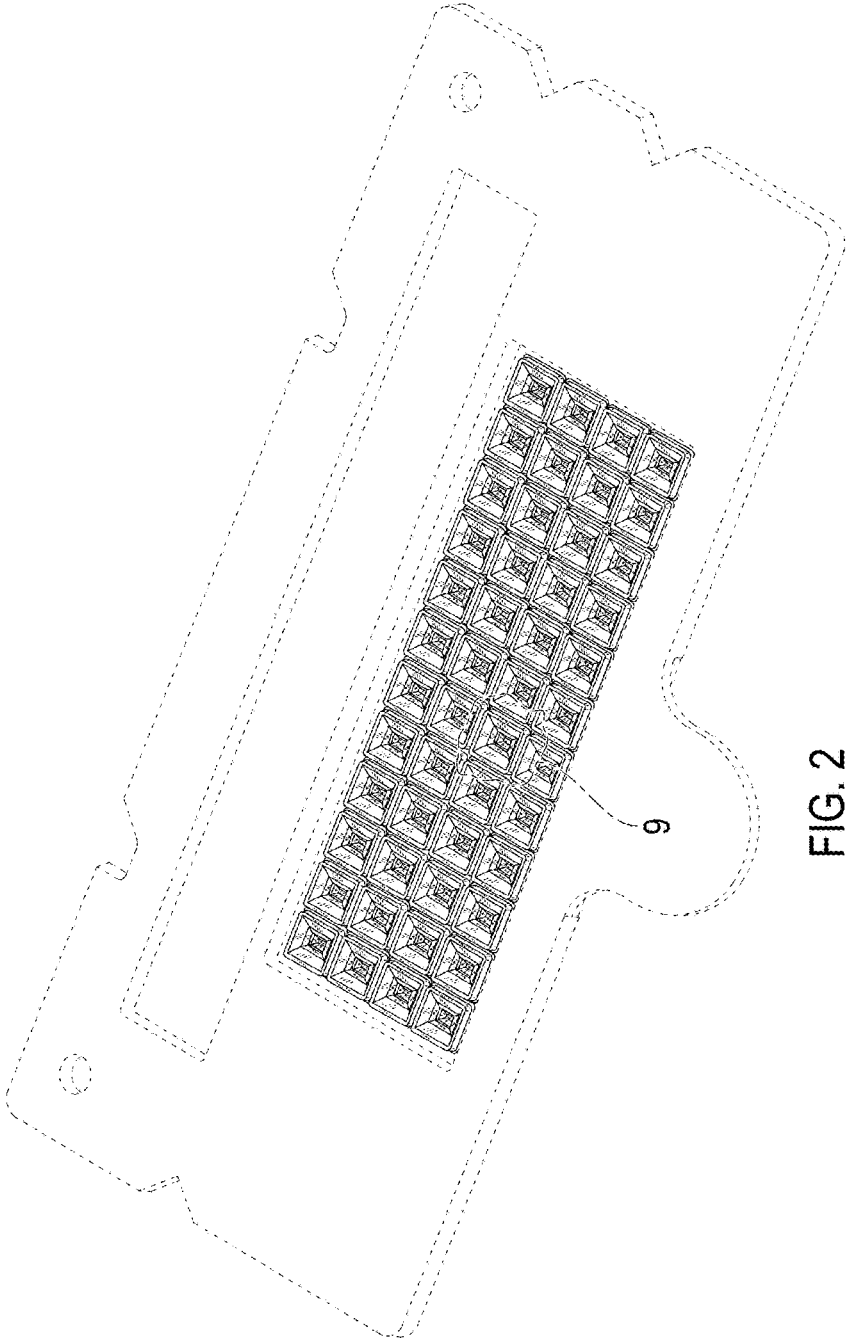


FIG. 2

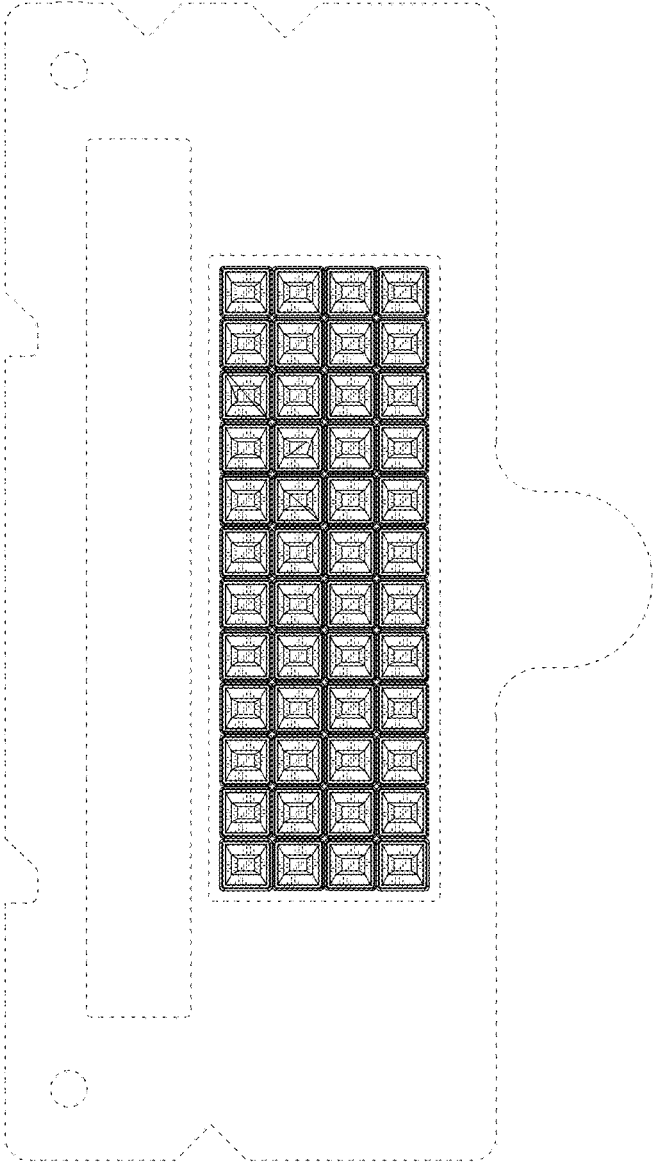


FIG. 3

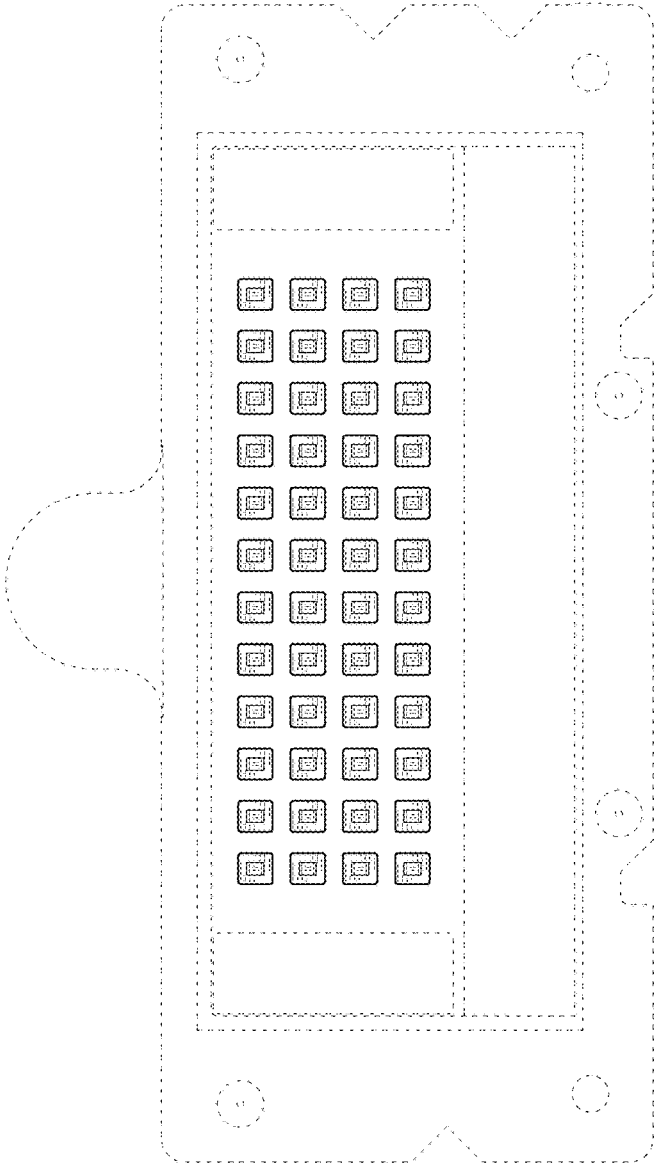


FIG. 4




FIG. 6



FIG. 5




FIG. 7



FIG. 8

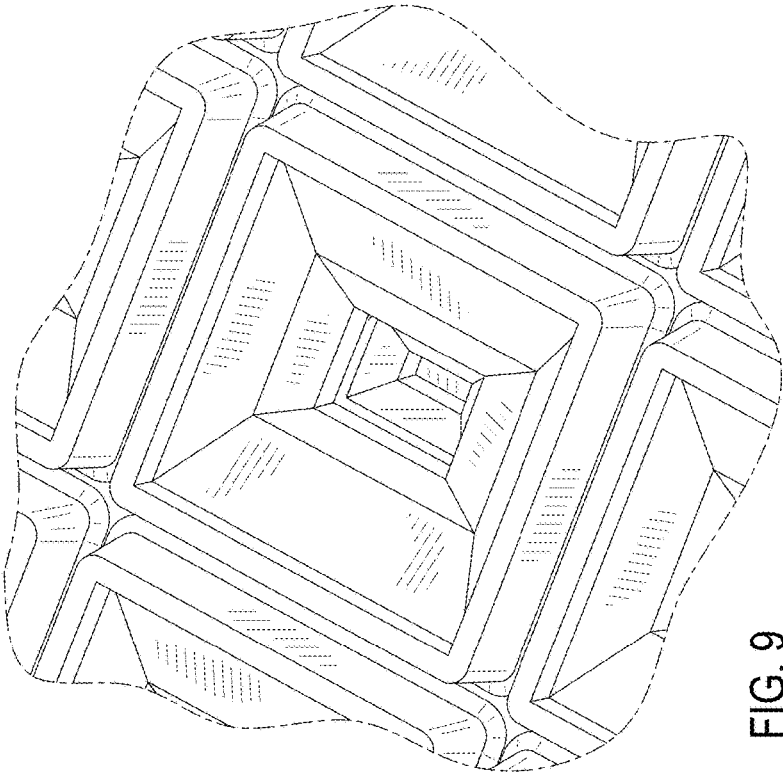


FIG. 9