



US00D337489S

# United States Patent [19]

[11] Patent Number: **Des. 337,489**

So

[45] Date of Patent: **\*\* Jul. 20, 1993**

[54] **GRATER**

[75] Inventor: **Shun So, Hong Kong, Hong Kong**

[73] Assignee: **Ki Mee Metal & Plastic Factory Limited, Hong Kong**

[\*] Notice: The portion of the term of this patent subsequent to Mar. 16, 2007 has been disclaimed.

[\*\*] Term: **14 Years**

[21] Appl. No.: **800,400**

[22] Filed: **Nov. 27, 1991**

[30] **Foreign Application Priority Data**

Jul. 29, 1991 [GB] United Kingdom ..... 2016339

[52] U.S. Cl. .... **D7/678**

[58] Field of Search ..... **D7/678; 241/95, 168, 241/273.1-273.4, 274**

[56] **References Cited**

**U.S. PATENT DOCUMENTS**

D. 262,933 2/1982 Stoll ..... D7/678  
4,247,054 1/1981 Schülein et al. .... 241/273.1 X  
4,790,488 12/1988 Borner ..... 241/273.1 X

**OTHER PUBLICATIONS**

Good Housekeeping, Oct. 1981, p. 298, grater with bent handle.


*Primary Examiner*—Terry A. Pfeffer  
*Attorney, Agent, or Firm*—Wood, Herron & Evans

[57] **CLAIM**

The ornamental design for a grater, as shown.

**DESCRIPTION**

FIG. 1 is a bottom, front, right side perspective view of the grater showing my new design;  
FIG. 2 is a front elevational view thereof;  
FIG. 3 is a left side elevational view thereof;  
FIG. 4 is a top plan view thereof; and,  
FIG. 5 is a rear elevational view thereof.



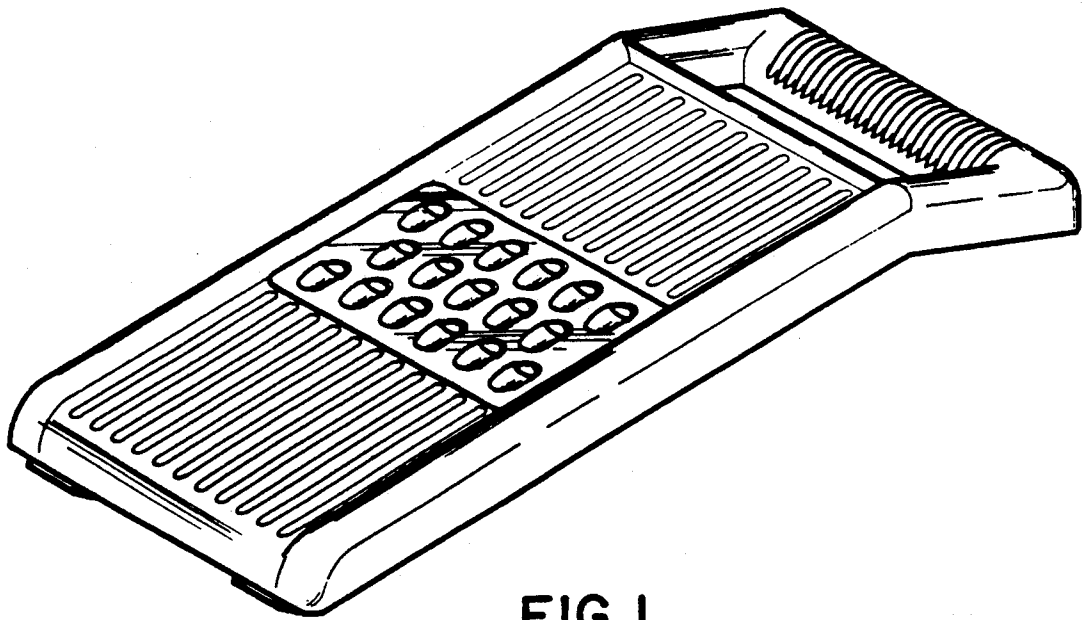


FIG. 1

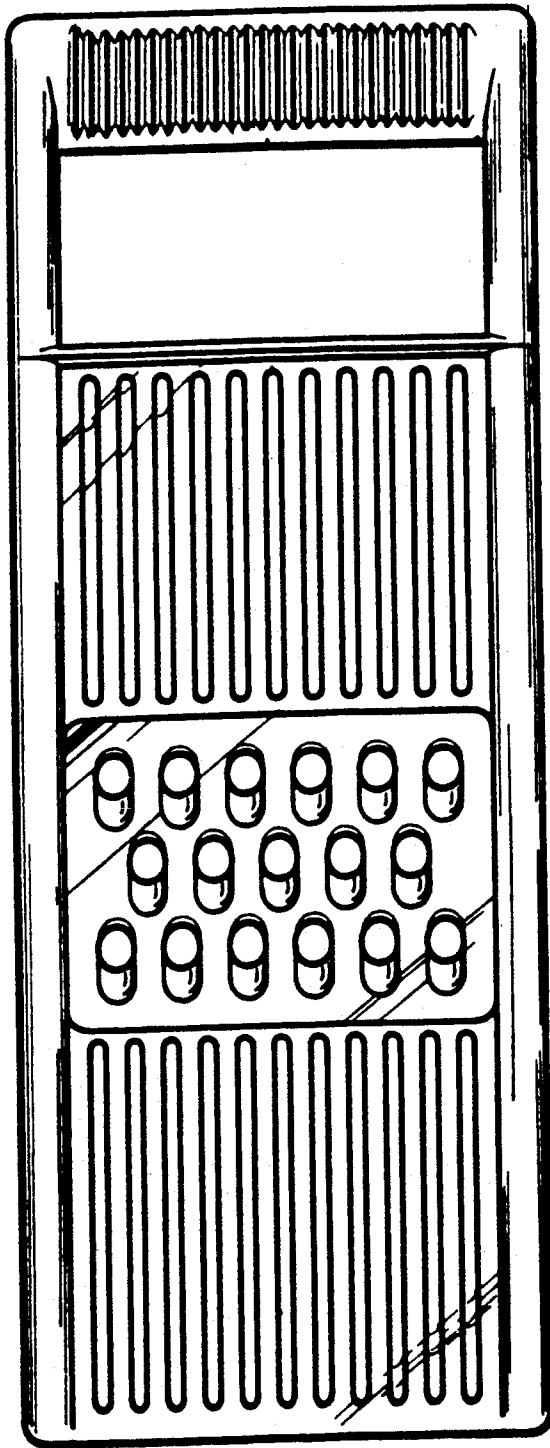


FIG. 2




FIG. 3

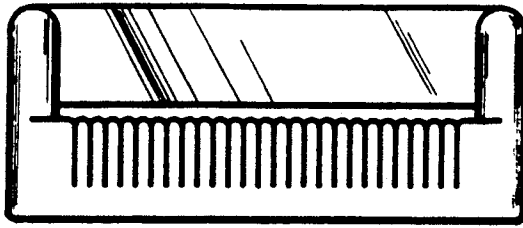


FIG. 4

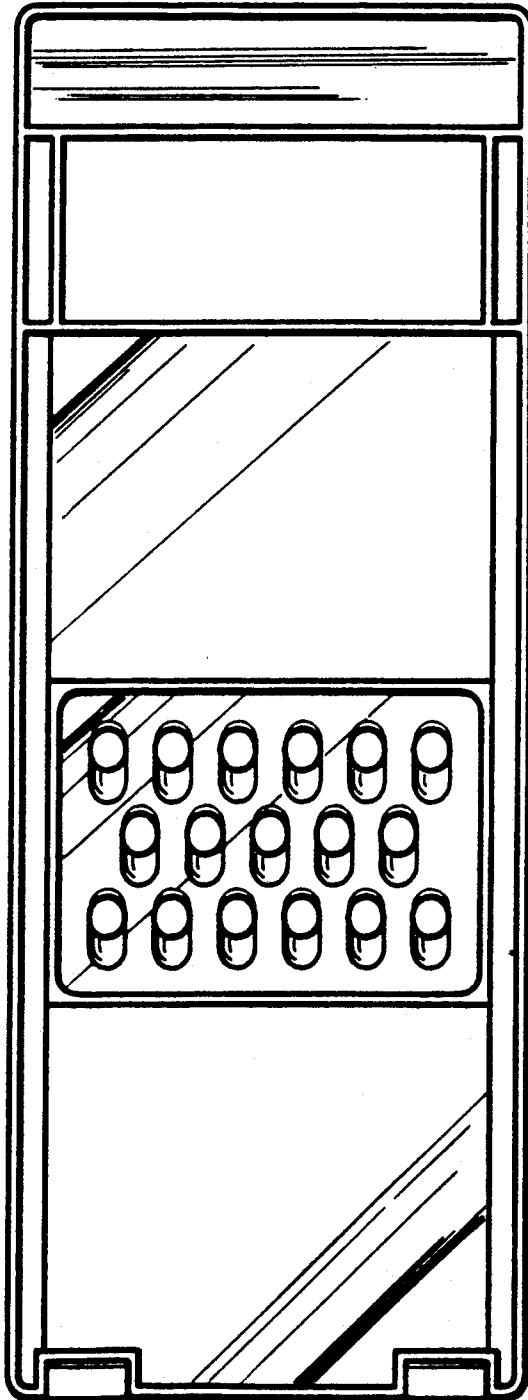


FIG. 5