



US00D800159S

(12) **United States Design Patent**
Park et al.

(10) **Patent No.:** **US D800,159 S**

(45) **Date of Patent:** **** Oct. 17, 2017**

(54) **DISPLAY SCREEN OR PORTION THEREOF WITH TRANSITIONAL GRAPHICAL USER INTERFACE**

(71) Applicant: **Samsung Electronics Co., Ltd.**,
Suwon-si (KR)

(72) Inventors: **Hansol Park**, Goyang-si (KR);
Jangwon Seo, Seoul (KR)

(73) Assignee: **SAMSUNG ELECTRONICS CO., LTD.**,
Suwon-si (KR)

(**) Term: **15 Years**

(21) Appl. No.: **29/567,070**

(22) Filed: **Jun. 6, 2016**

(30) **Foreign Application Priority Data**

Dec. 11, 2015 (KR) 30-2015-0063466

(51) **LOC (10) Cl.** **14-04**

(52) **U.S. Cl.**
USPC **D14/489**

(58) **Field of Classification Search**
USPC D14/485-495
(Continued)

(56) **References Cited**

U.S. PATENT DOCUMENTS

D476,995 S * 7/2003 Kreikemeier D14/486
D479,846 S * 9/2003 Kreikemeier D14/486
(Continued)

FOREIGN PATENT DOCUMENTS

CN 303032528 S 12/2014
CN 303266137 S 7/2015
KR 30-0801711 6/2015

OTHER PUBLICATIONS

Free Mobile Icon Kit, by Valera Zvonko, dated May 3, 2013, iconfinder.com [online], [retrieved Jun. 7, 2017]. Available from Internet <URL:https://www.iconfinder.com/iconsets/free-mobile-icon-kit>.*

(Continued)

Primary Examiner — Cathron Brooks
Assistant Examiner — Andrew Nemeth
(74) *Attorney, Agent, or Firm* — McAndrews Held & Malloy, Ltd.

(57) **CLAIM**

The ornamental design for a display screen or portion thereof with transitional graphical user interface, as shown and described.

DESCRIPTION

FIG. 1 is the first image in a sequence for a display screen or portion thereof with transitional graphical user interface showing our new design;

FIG. 2 is the second image thereof;

FIG. 3 is the third image thereof;

FIG. 4 is the fourth image thereof;

FIG. 5 is the fifth image thereof;

FIG. 6 is the sixth image thereof;

FIG. 7 is the seventh image thereof;

FIG. 8 is the eighth image thereof;

FIG. 9 is the first image in a sequence for a display screen or portion thereof with graphical user interface showing our new design shown with additional example environment;

FIG. 10 is the second image thereof;

FIG. 11 the third image thereof;

FIG. 12 is the fourth image thereof;

FIG. 13 is the fifth image thereof;

FIG. 14 is the sixth image thereof;

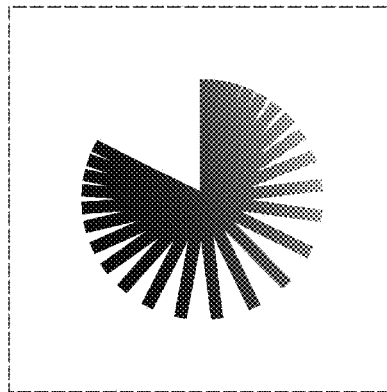
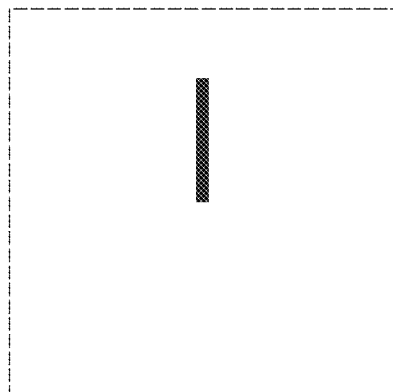
FIG. 15 is the seventh image thereof; and,

FIG. 16 is the eighth image thereof.

The dashed broken lines in FIGS. 1-8 and the outermost dashed broken lines in FIGS. 9-16 illustrate a display screen or portion thereof. The remaining broken lines in FIGS. 9-16 illustrate portions of the graphical user interface. None of the broken lines form part of the claimed design.

The appearance of the transitional image sequentially transitions between the images shown in FIGS. 1-8 and FIGS. 9-16. The process or period in which one image transitions to another image forms no part of the claimed design.

1 Claim, 16 Drawing Sheets



- (58) **Field of Classification Search**
 CPC .. G06F 3/0481; G06F 3/04817; G06F 3/0482;
 G06F 3/0488; G06F 3/04883
 See application file for complete search history.

(56) **References Cited**

U.S. PATENT DOCUMENTS

7,773,464 B2* 8/2010 Rogers G04F 1/005
 368/240
 D687,062 S * 7/2013 Gardner D14/489
 D708,636 S * 7/2014 Wolfe D14/489
 D712,422 S * 9/2014 Anzures D14/486
 D721,725 S * 1/2015 Pai D14/487
 D731,550 S * 6/2015 Kim D14/494
 D737,855 S * 9/2015 Hastings D14/495
 D744,365 S * 12/2015 Rogers D10/125
 D753,678 S * 4/2016 Clarke D14/485
 D757,080 S * 5/2016 Hou D14/486

D757,746 S * 5/2016 Lee D14/485
 D761,274 S * 7/2016 Kim D14/485
 D761,840 S * 7/2016 Patterson D14/488
 D761,864 S * 7/2016 Kim D14/492
 D763,269 S * 8/2016 Lee D14/485
 D774,049 S * 12/2016 Suzaki D14/485
 D776,677 S * 1/2017 Shi D14/485
 2001/0055244 A1* 12/2001 Kim G04G 15/006
 368/73
 2011/0154188 A1* 6/2011 Forstall G06F 3/0488
 715/236

OTHER PUBLICATIONS

<http://www.chimply.com/Generator#classic-spinner,animatedCircle>
 (Last accessed Jan. 21, 2016).
<http://www.2820x.net/> (Last accessed Jan. 21, 2016).

* cited by examiner

FIG. 1




FIG. 2

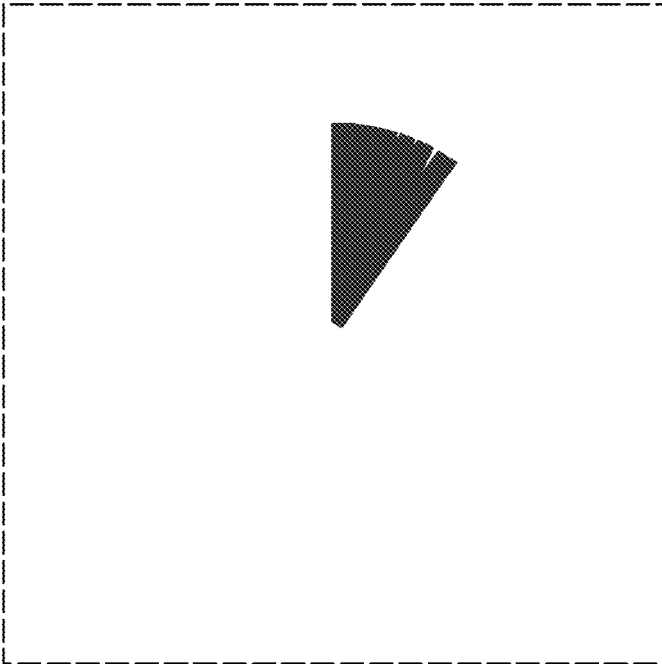


FIG. 3




FIG. 4




FIG. 5




FIG. 6




FIG. 7




FIG. 8




FIG. 9

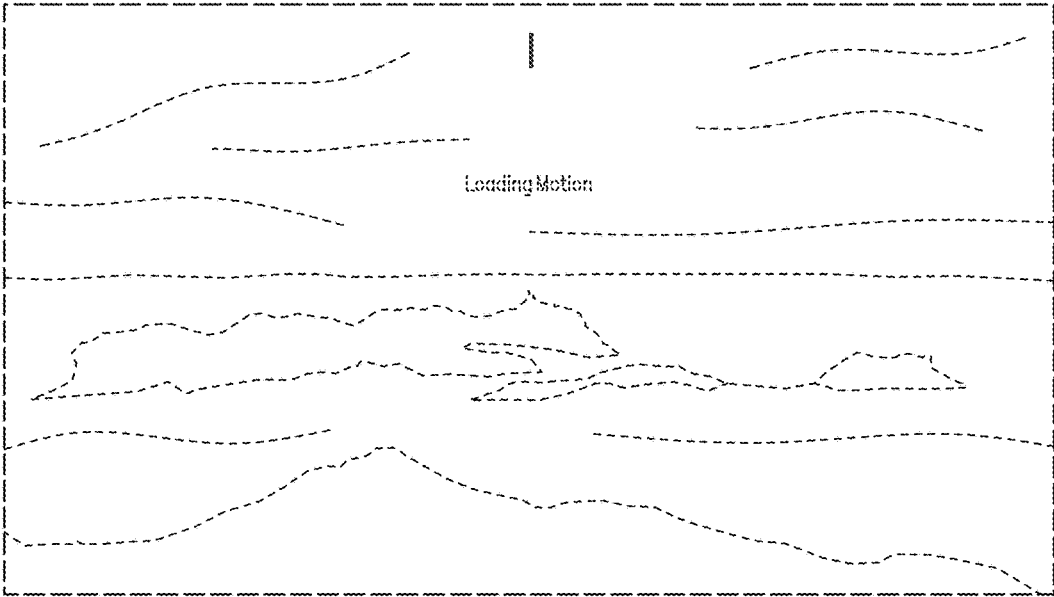


FIG. 10

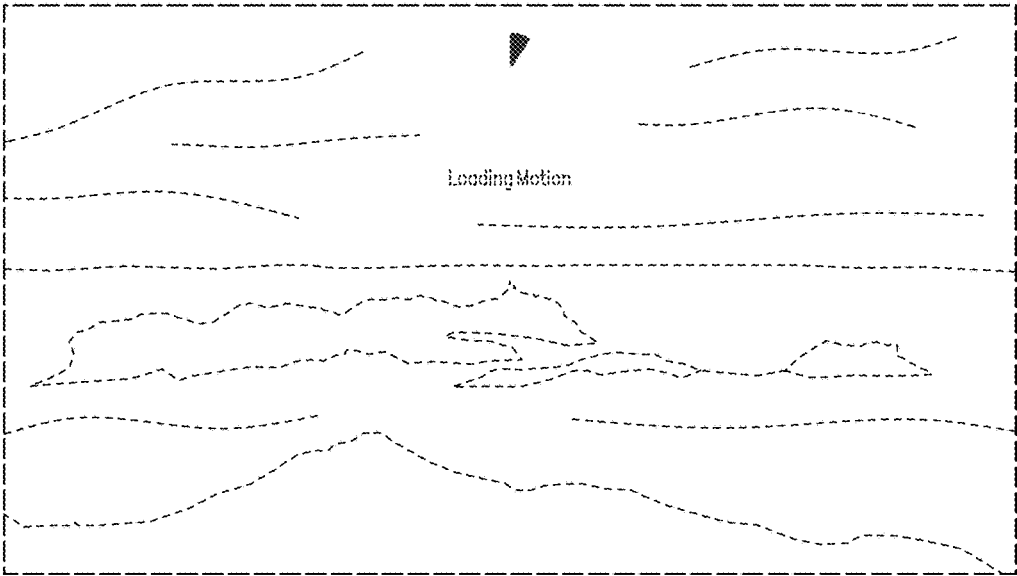


FIG. 11

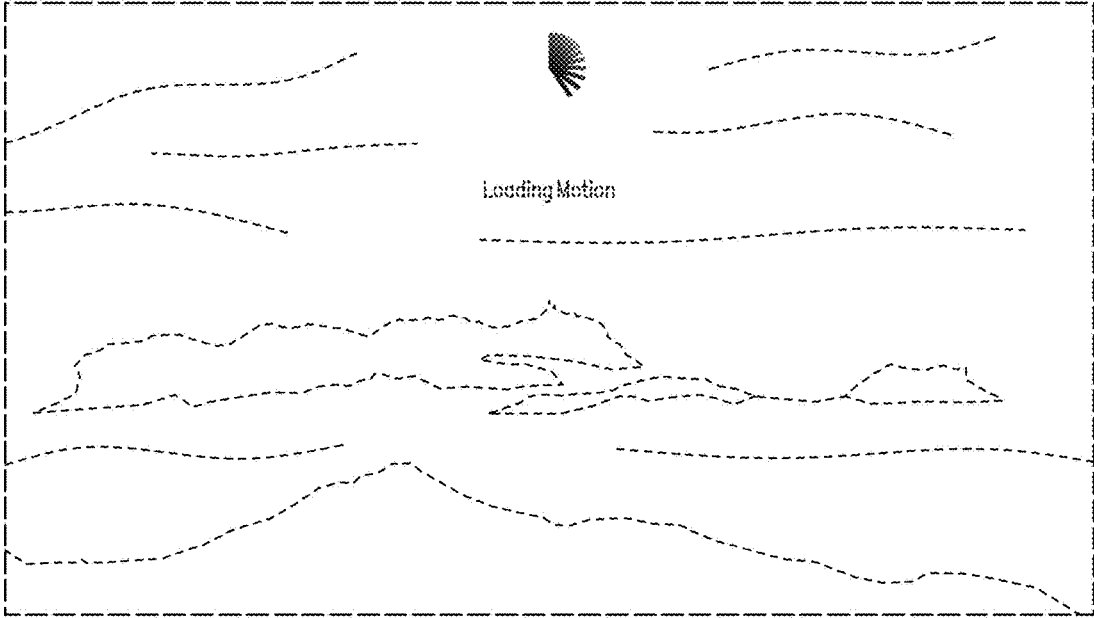


FIG. 12

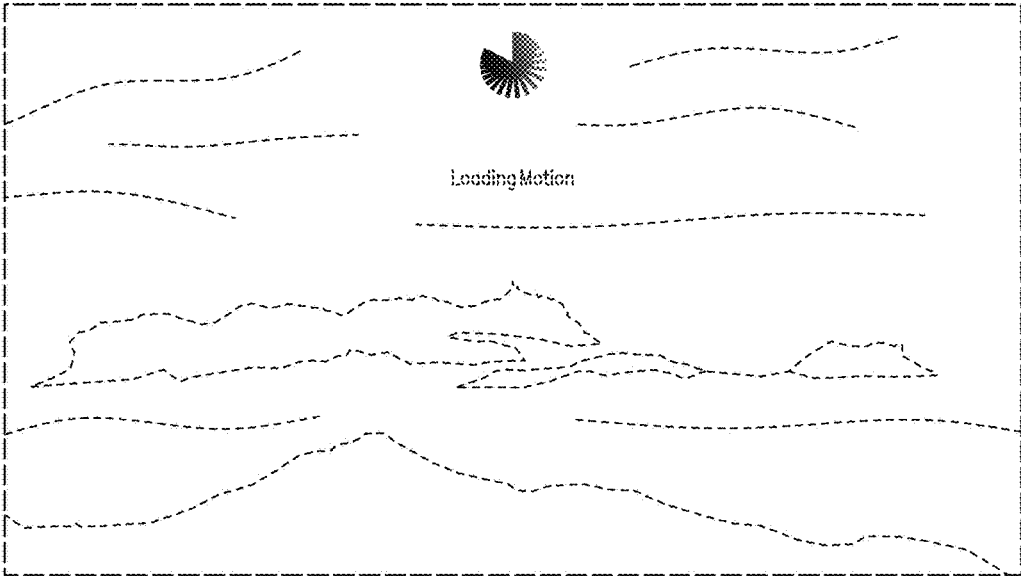


FIG. 13

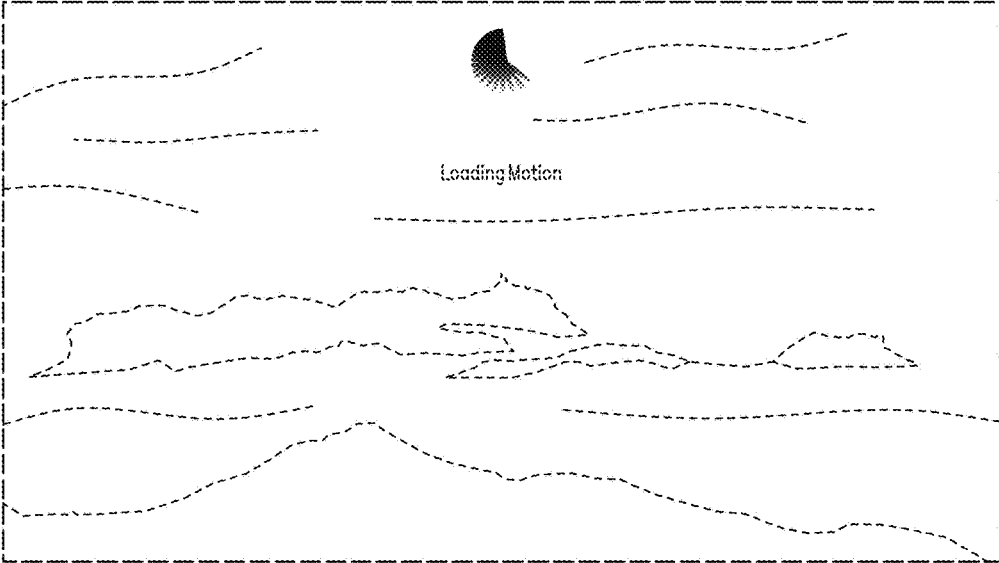


FIG. 14

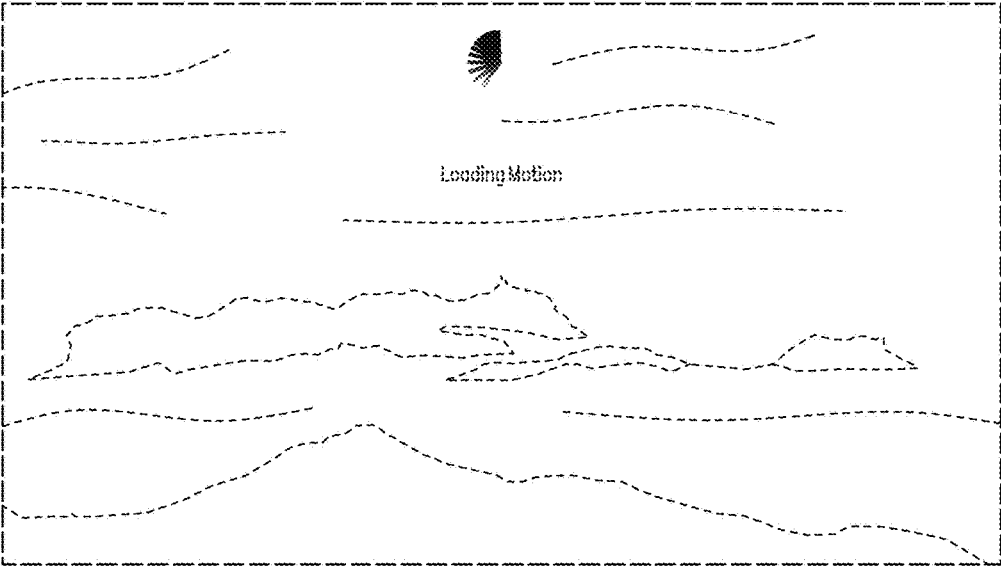


FIG. 15

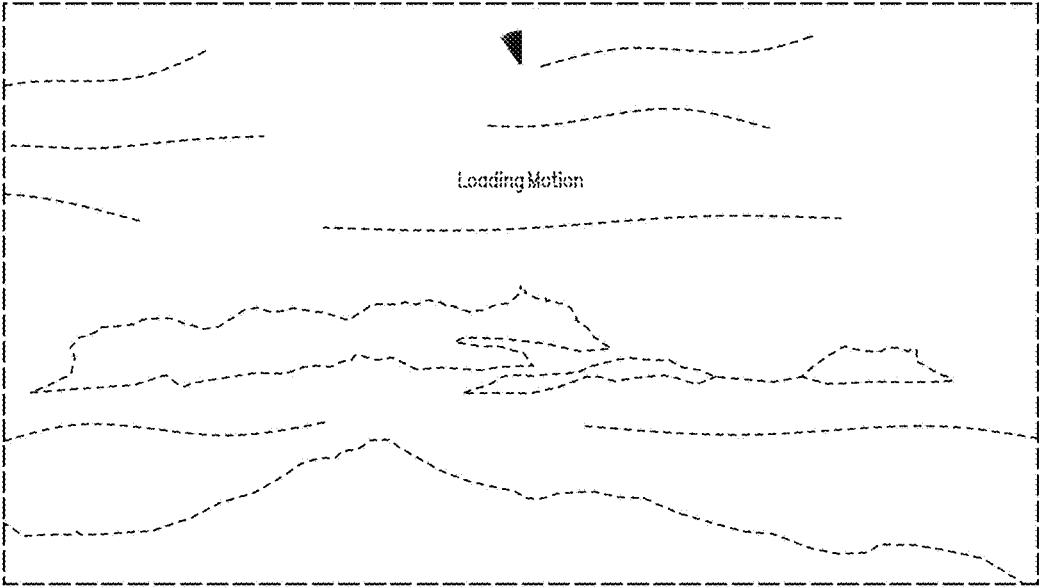


FIG. 16

