



US00D907249S

(12) **United States Design Patent**  
**Ponzelli et al.**

(10) **Patent No.:** **US D907,249 S**

(45) **Date of Patent:** **\*\* Jan. 5, 2021**

(54) **DOOR FRAME**  
(71) Applicants: **Lorenzo Ponzelli**, Jesi (IT); **Francesco Valentini**, Fermo (IT)  
(72) Inventors: **Lorenzo Ponzelli**, Jesi (IT); **Francesco Valentini**, Fermo (IT)

4,005,558 A \* 2/1977 Barrison ..... E06B 1/12  
52/213  
D251,804 S \* 5/1979 Balkany ..... D25/119  
4,330,972 A \* 5/1982 Sailor ..... E06B 1/32  
49/504

(Continued)

**FOREIGN PATENT DOCUMENTS**

(\*\*) Term: **15 Years**  
(21) Appl. No.: **29/665,824**

BR 302018054685 \* 1/2019  
CN 300841825 \* 10/2008

(Continued)

(22) Filed: **Oct. 8, 2018**

**OTHER PUBLICATIONS**

(30) **Foreign Application Priority Data**

Apr. 6, 2018 (IT) ..... 402018000002114

Design Best door frame <https://magazine.designbest.com/en/design-culture/objects/eclisse-40-collection-frame-the-perspective-of-beauty/> Posted Jun. 4, 2019 (Year: 2019).\*

(Continued)

(51) **LOC (13) CL.** ..... **25-02**

(52) **U.S. Cl.**  
USPC ..... **D25/60**

(58) **Field of Classification Search**  
USPC ... D25/60, 61, 119-126, 136, 137, 164, 199  
CPC ... E06B 1/02; E06B 1/04; E06B 1/045; E06B 1/12; E06B 1/14; E06B 1/20; E06B 1/26; E06B 1/28; E06B 1/30; E06B 1/34; E06B 1/52; E06B 1/524; E06B 1/64; E06B 3/9765; E06B 9/24; E06B 9/52; E06B 9/54; E06B 9/58; E06B 9/78  
See application file for complete search history.

*Primary Examiner* — Leanne Was-Englehart  
(74) *Attorney, Agent, or Firm* — Egbert, McDaniel & Swartz, PLLC

(57) **CLAIM**

The ornamental design for a door frame, as shown and described.

**DESCRIPTION**

(56) **References Cited**

**U.S. PATENT DOCUMENTS**

2,080,555 A \* 5/1937 Beil ..... E06B 1/08  
52/211  
3,345,780 A \* 10/1967 McGhee ..... E06B 1/30  
49/504  
3,654,734 A \* 4/1972 Lehman ..... E06B 1/20  
49/505  
3,800,488 A \* 4/1974 Swanson ..... E06B 1/30  
52/212  
3,812,621 A \* 5/1974 Ragland ..... E06B 1/20  
49/505

FIG. 1 is a first perspective view of a door frame showing our new design.

FIG. 2 is a second perspective view thereof;

FIG. 3 is a front view thereof;

FIG. 4 is a top view thereof;

FIG. 5 is a bottom view thereof;


FIG. 6 is a side view thereof;

FIG. 7 is an opposite side view thereof; and,

FIG. 8 is a rear view thereof.

The broken lines depict portions of the door frame that form no part of the claimed design.

**1 Claim, 5 Drawing Sheets**








FIG. 1





FIG. 2



*FIG. 3*

*FIG. 4*



*FIG. 5*



*FIG. 6*



*FIG. 7*






FIG. 8