



US00D365174S

United States Patent [19] Ching

[11] **Patent Number:** Des. 365,174
[45] **Date of Patent:** **Dec. 12, 1995

[54] **DRY SHAVER**

[75] Inventor: **Yang T. Ching**, Groningen, Netherlands

[73] Assignee: **U.S. Philips Corporation**, New York, N.Y.

[**] Term: **14 Years**

[21] Appl. No.: **22,772**

[22] Filed: **May 11, 1994**

[30] **Foreign Application Priority Data**

Nov. 15, 1993 [XH] Hague Agreement DM/027 873

[52] **U.S. Cl.** **D28/50**

[58] **Field of Search** D28/48-53; 30/34.05, 30/34.1, 43, 43.1, 43.2, 43.3, 43.4, 43.5, 43.6, 43.7, 43.8, 43.9, 43.91, 43.92, 42, 45, 85, 90

[56] **References Cited**

U.S. PATENT DOCUMENTS

D. 108,015	1/1938	Knapp	D28/49
D. 117,196	10/1939	Scharfenberg	D28/51
D. 190,577	6/1961	Madl	D28/53
D. 217,529	5/1970	Haynes	D28/49
D. 286,089	10/1986	Oord	D28/50
D. 302,599	8/1989	Anema	D28/50

D. 353,021	11/1994	Newman	D28/50
2,597,552	5/1952	Wagner	30/34.05 X

FOREIGN PATENT DOCUMENTS

960210	4/1950	France	30/43.92
88002418	5/1990	Netherlands	30/43.6

OTHER PUBLICATIONS

Evans 1990-91 Cat. page 215y: item 9, lower right corner of page.

Primary Examiner—Terry A. Wallace

Assistant Examiner—C. Tuttle

Attorney, Agent, or Firm—Jack E. Haken

[57] **CLAIM**

The ornamental design for a dry shaver, as shown.

DESCRIPTION

FIG. 1 is a front, right side, top plan, perspective view showing my new design;

FIG. 2 is a front elevational view thereof;

FIG. 3 is a rear elevational view thereof;

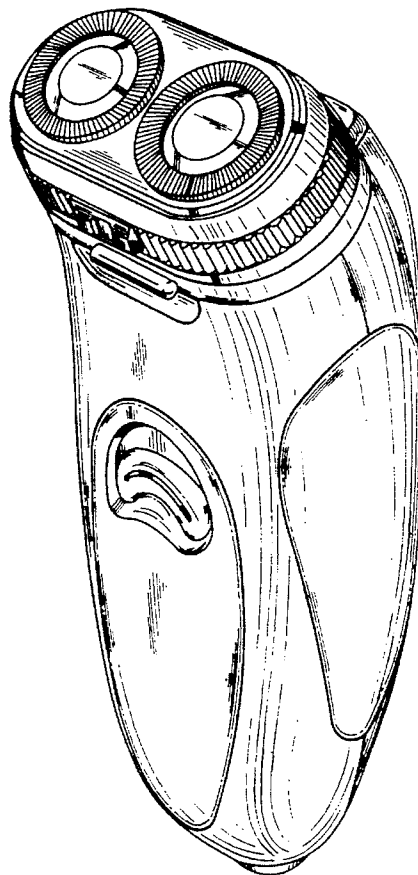
FIG. 4 is a right side elevational view thereof;

FIG. 5 is a left side elevational view thereof;

FIG. 6 is a top plan view thereof; and,

FIG. 7 is a bottom plan view thereof.

1 Claim, 5 Drawing Sheets



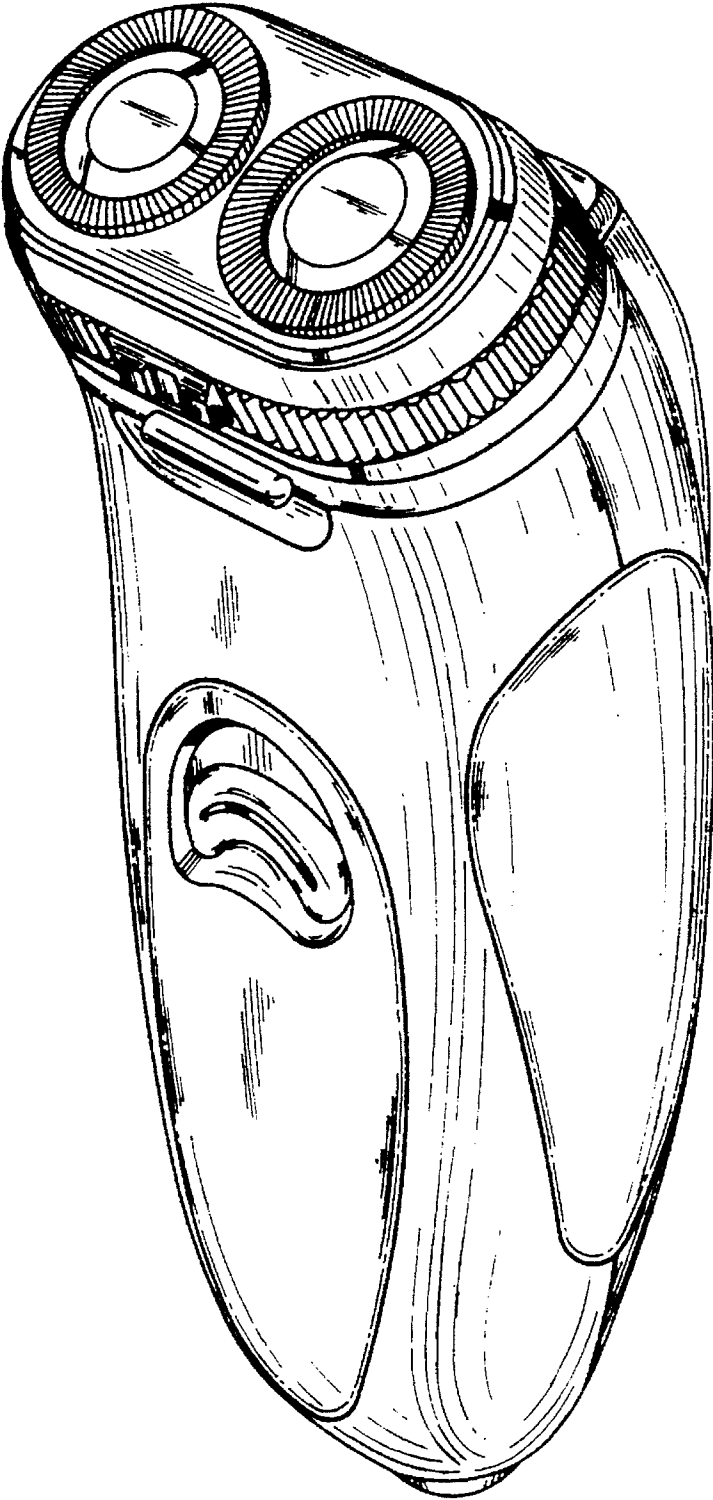


FIG. 1

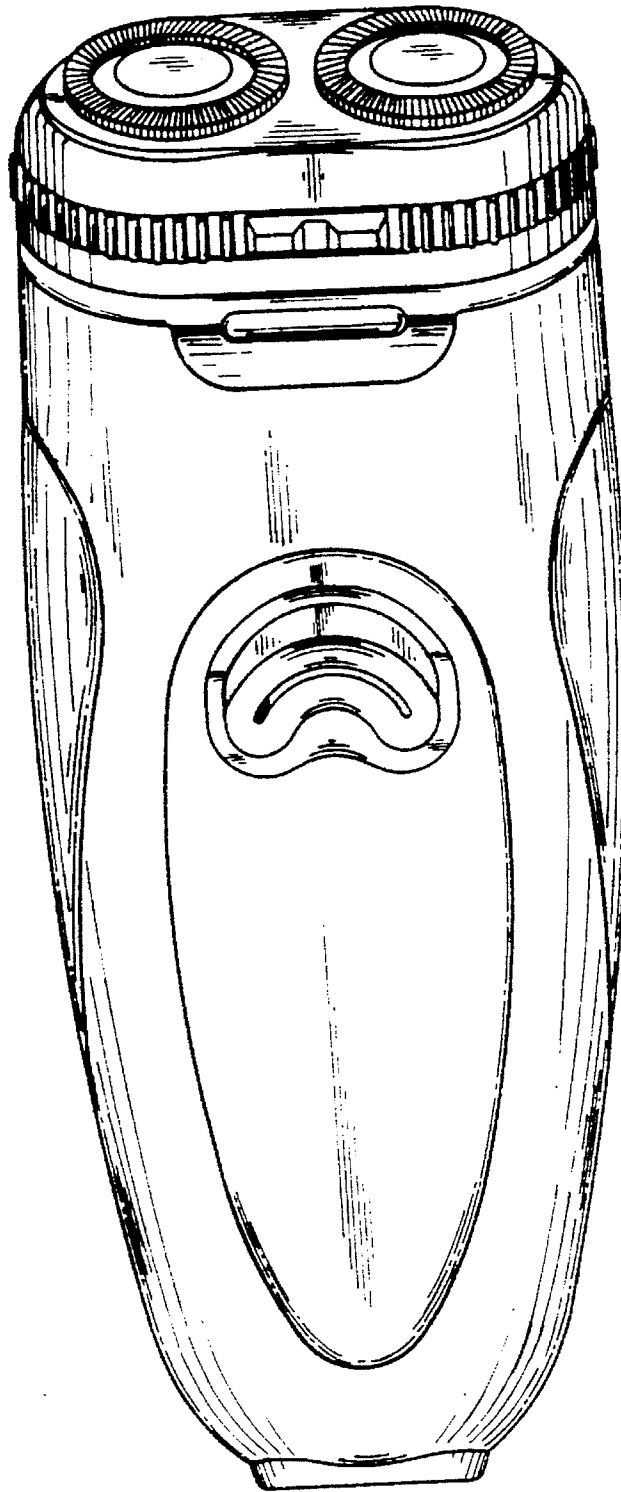


FIG. 2

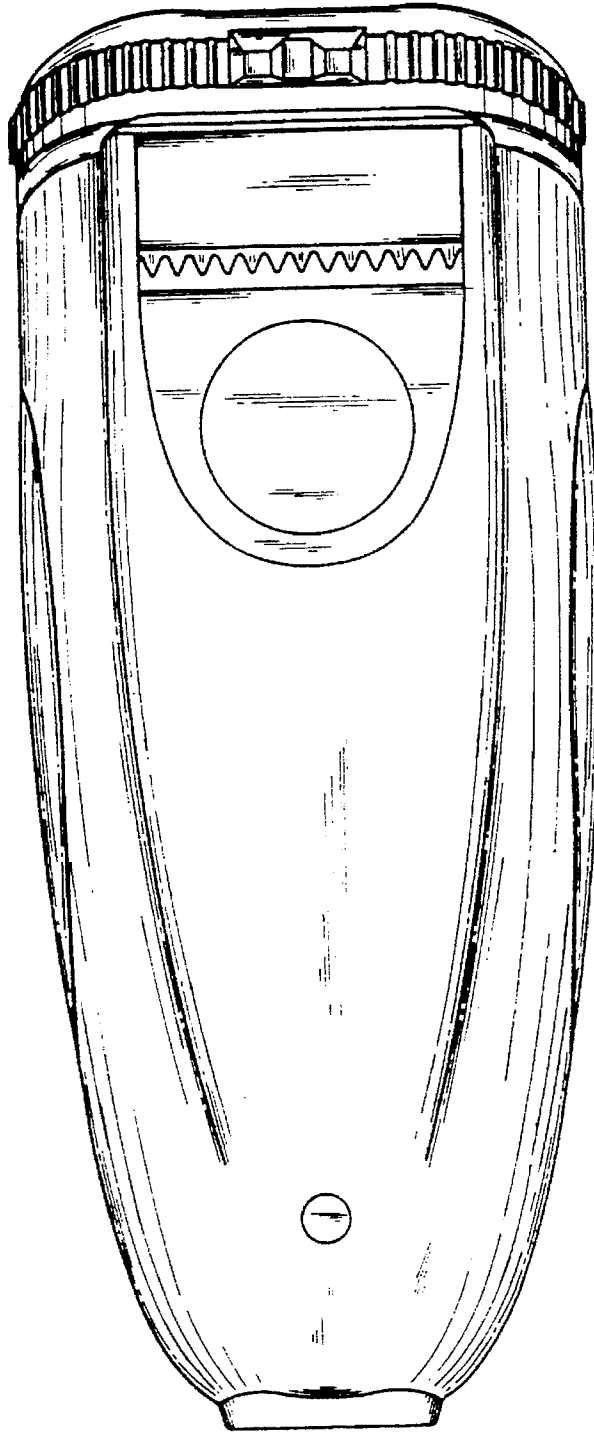


FIG.3

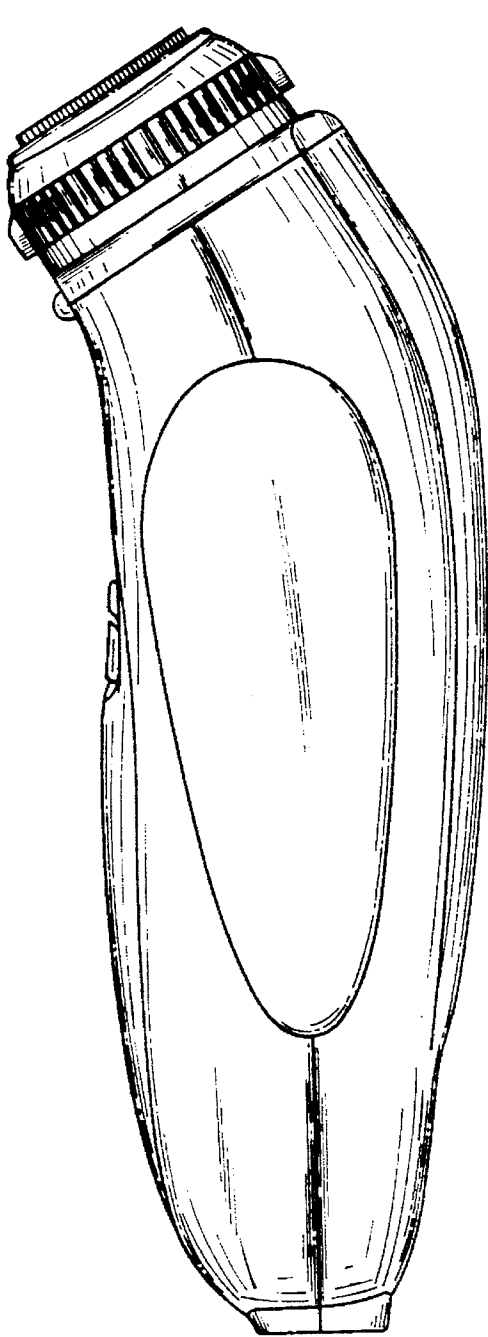


FIG. 4

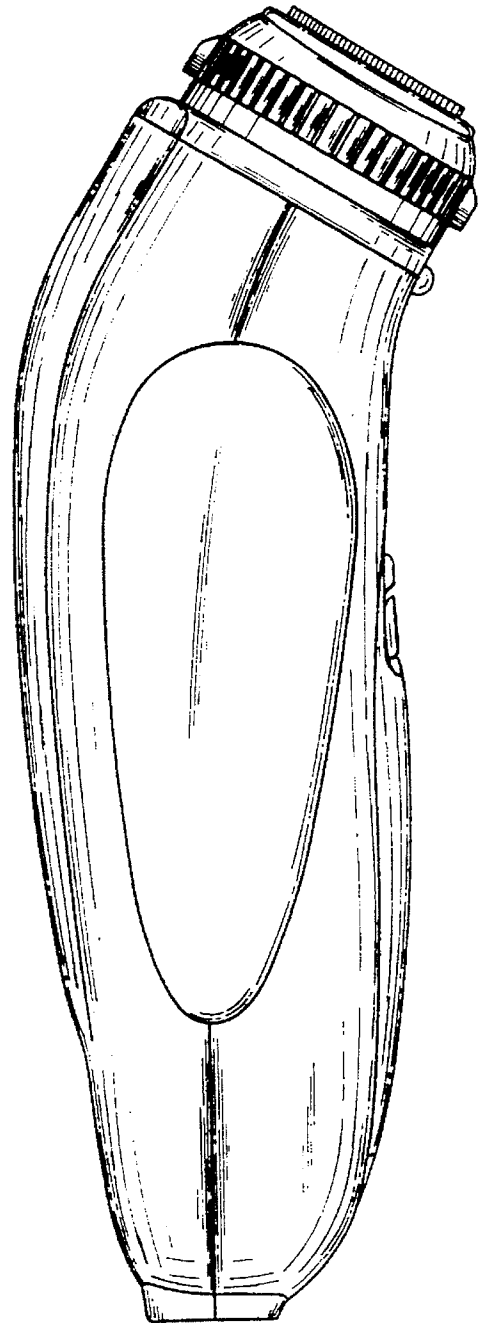


FIG. 5

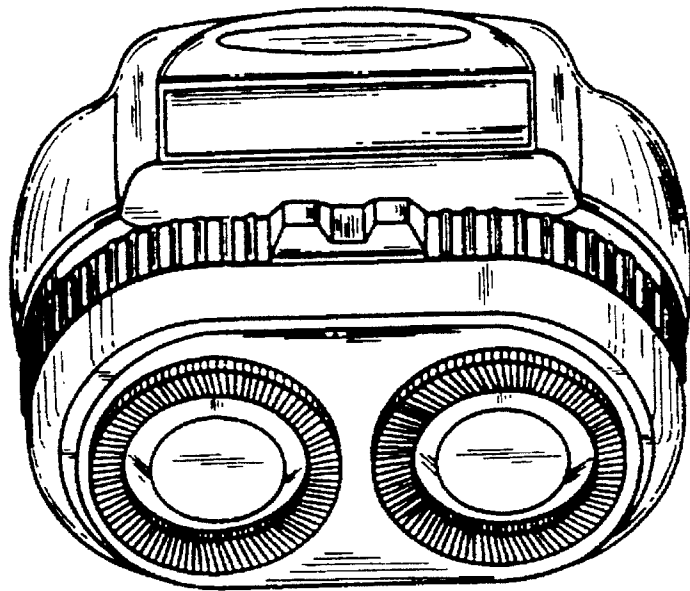


FIG. 6

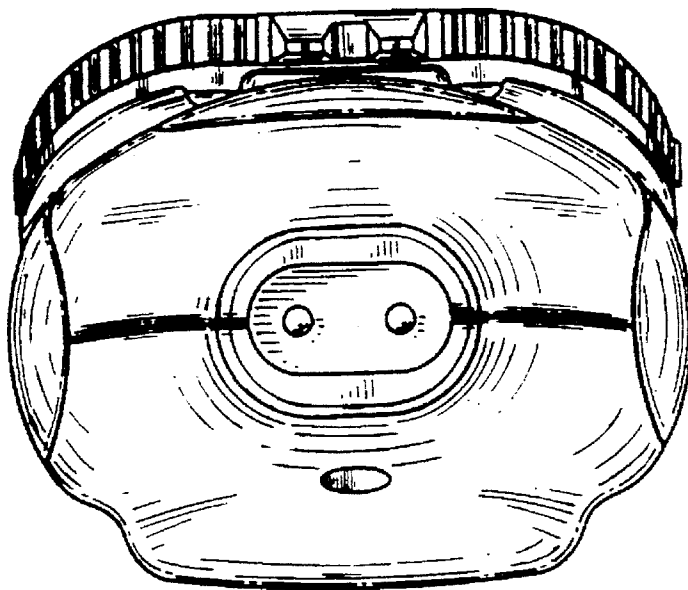


FIG. 7