



US00D764926S

(12) **United States Design Patent** (10) **Patent No.:** **US D764,926 S**
Lee et al. (45) **Date of Patent:** **** Aug. 30, 2016**

(54) **BAG FOR FOOD PACKING**

(56) **References Cited**

(71) Applicant: **CJ CHEILJEDANG CORP.**, Seoul (KR)
(72) Inventors: **Kang Kook Lee**, Seoul (KR); **Hyuk Lyul Kwon**, Seoul (KR); **Young Ki Kim**, Seoul (KR); **Eun Hye Seo**, Seoul (KR); **Chae Won Song**, Seoul (KR); **Seong Min Jeon**, Seoul (KR)
(73) Assignee: **CJ CHEILJEDANG CORP.**, Seoul (KR)

U.S. PATENT DOCUMENTS

D465,411 S	*	11/2002	Berman	D9/707
D645,760 S	*	9/2011	Kim	D9/643
D678,078 S	*	3/2013	Kim	D9/643
D690,205 S	*	9/2013	Kim	D9/643
D690,206 S	*	9/2013	Kim	D9/643
D693,230 S	*	11/2013	Seo	D9/643
D693,232 S	*	11/2013	Lee	D9/643
D693,235 S	*	11/2013	Lee	D9/643
D693,236 S	*	11/2013	Lee	D9/643
D694,118 S	*	11/2013	Seo	D9/643
D711,242 S	*	8/2014	Park	D9/643
D711,243 S	*	8/2014	Lee	D9/643
D711,244 S	*	8/2014	Lee	D9/643

(**) Term: **14 Years**

* cited by examiner

(21) Appl. No.: **29/524,193**

Primary Examiner — Sandra Morris

(22) Filed: **Apr. 17, 2015**

(74) *Attorney, Agent, or Firm* — Leydig, Voit & Mayer, Ltd.

(30) **Foreign Application Priority Data**

(57) **CLAIM**

The ornamental design for a bag for food packing, as shown and described.

Jan. 29, 2015 (KR) 30-2015-0005002

DESCRIPTION

(51) **LOC (10) Cl.** **09-01**

The patent or application file contains at least one drawing executed in color. Copies of this patent or patent application publication with color drawing(s) will be provided By the Office upon request and payment of the necessary fee.

(52) **U.S. Cl.**

USPC **D9/643; D9/707**

FIG. 1 is a perspective view of a bag for food packing showing our new design.

(58) **Field of Classification Search**

USPC D9/600, 643-647, 652, 702-714, 414,

D9/434; 206/457, 494, 459.5, 527, 540;

229/116.1; 446/77; 215/381-384, 400;

D3/270-271.3; 222/92; 383/66, 88,

383/101, 123; 220/260, 890

CPC B65D 67/00; B65D 81/36; B65D 81/60;

B65D 81/368; B65D 2203/00; B65D

2203/02; B65D 33/00; B65D 33/04; A63H

33/16

FIG. 2 is a front elevational view thereof.

FIG. 3 is a rear elevational view thereof.

FIG. 4 is a left side elevational view thereof.

FIG. 5 is a right side elevational view thereof.

FIG. 6 is a top plan view thereof; and,

FIG. 7 is a bottom plan view thereof.

See application file for complete search history.

1 Claim, 6 Drawing Sheets

(6 of 6 Drawing Sheet(s) Filed in Color)




FIG. 1



FIG. 2



FIG. 4



FIG. 5




FIG. 6




FIG. 7

