

(12) INTERNATIONAL APPLICATION PUBLISHED UNDER THE PATENT COOPERATION TREATY (PCT)

(19) World Intellectual Property Organization
International Bureau



(43) International Publication Date
6 March 2003 (06.03.2003)

PCT

(10) International Publication Number
WO 03/018576 A1

(51) International Patent Classification⁷: **C07D 413/04**,
413/14, A61K 31/5377, A61P 11/00, 19/00, 31/00, 37/00

SI, SK, SL, TJ, TM, TN, TR, TT, TZ, UA, UG, US, UZ,
VC, VN, YU, ZA, ZM, ZW.

(21) International Application Number: PCT/SE02/01487

(84) Designated States (regional): ARIPO patent (GH, GM, KE, LS, MW, MZ, SD, SL, SZ, TZ, UG, ZM, ZW), Eurasian patent (AM, AZ, BY, KG, KZ, MD, RU, TJ, TM), European patent (AT, BE, BG, CH, CY, CZ, DE, DK, EE, ES, FI, FR, GB, GR, IE, IT, LU, MC, NL, PT, SE, SK, TR), OAPI patent (BF, BJ, CF, CG, CI, CM, GA, GN, GQ, GW, ML, MR, NE, SN, TD, TG).

(22) International Filing Date: 21 August 2002 (21.08.2002)

(25) Filing Language: English

(26) Publication Language: English

(30) Priority Data:
0120461.9 22 August 2001 (22.08.2001) GB

(71) Applicant (for all designated States except US): **ASTRAZENECA AB** [SE/SE]; S-151 85 Södertälje (SE).

(72) Inventors; and

(75) Inventors/Applicants (for US only): **GUSTAFSSON, Jörgen** [SE/SE]; AstraZeneca R & D Lund, S-221 87 Lund (SE). **HOSSAIN, Nafizal** [IN/SE]; AstraZeneca R & D Lund, S-221 87 Lund (SE). **NILSSON, Stinabritt** [SE/SE]; AstraZeneca R & D Lund, S-221 87 Lund (SE).

(74) Agent: **ASTRAZENECA AB**; Global Intellectual Property, S-151 85 Södertälje (SE).

(81) Designated States (national): AE, AG, AL, AM, AT, AU, AZ, BA, BB, BG, BR, BY, BZ, CA, CH, CN, CO, CR, CU, CZ, DE, DK, DM, DZ, EC, EE, ES, FI, GB, GD, GE, GH, GM, HR, HU, ID, IL, IN, IS, JP, KE, KG, KP, KR, KZ, LC, LK, LR, LS, LT, LU, LV, MA, MD, MG, MK, MN, MW, MX, MZ, NO, NZ, OM, PH, PL, PT, RO, RU, SD, SE, SG,

Declarations under Rule 4.17:

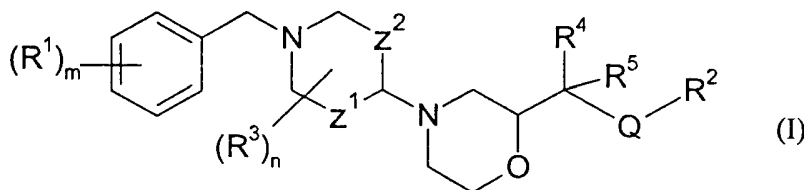
- as to applicant's entitlement to apply for and be granted a patent (Rule 4.17(ii)) for the following designations AE, AG, AL, AM, AT, AU, AZ, BA, BB, BG, BR, BY, BZ, CA, CH, CN, CO, CR, CU, CZ, DE, DK, DM, DZ, EC, EE, ES, FI, GB, GD, GE, GH, GM, HR, HU, ID, IL, IN, IS, JP, KE, KG, KP, KR, KZ, LC, LK, LR, LS, LT, LU, LV, MA, MD, MG, MK, MN, MW, MX, MZ, NO, NZ, OM, PH, PL, PT, RO, RU, SD, SE, SG, SI, SK, SL, TJ, TM, TN, TR, TT, TZ, UA, UG, UZ, VC, VN, YU, ZA, ZM, ZW, ARIPO patent (GH, GM, KE, LS, MW, MZ, SD, SL, SZ, TZ, UG, ZM, ZW), Eurasian patent (AM, AZ, BY, KG, KZ, MD, RU, TJ, TM), European patent (AT, BE, BG, CH, CY, CZ, DE, DK, EE, ES, FI, FR, GB, GR, IE, IT, LU, MC, NL, PT, SE, SK, TR), OAPI patent (BF, BJ, CF, CG, CI, CM, GA, GN, GQ, GW, ML, MR, NE, SN, TD, TG)
- of inventorship (Rule 4.17(iv)) for US only

Published:

- with international search report

For two-letter codes and other abbreviations, refer to the "Guidance Notes on Codes and Abbreviations" appearing at the beginning of each regular issue of the PCT Gazette.

(54) Title: NEW PIPERIDINYL-MORPHOLINYL DERIVATIVES AS MODULATORS OF CHEMOKINE RECEPTOR ACTIVITY



(57) Abstract: The invention provides compounds of general formula (I), in which m, n, Z¹, Z², R¹, R², R³, R⁴ and R⁵ are as defined in the specification; processes for their preparation; pharmaceutical compositions containing them; and their use in therapy.

WO 03/018576 A1

New piperidinyl-morpholinyl derivatives as modulators of chemokine receptor activity

The present invention relates to novel compounds, processes for their preparation, pharmaceutical compositions containing them and their use in therapy.

5

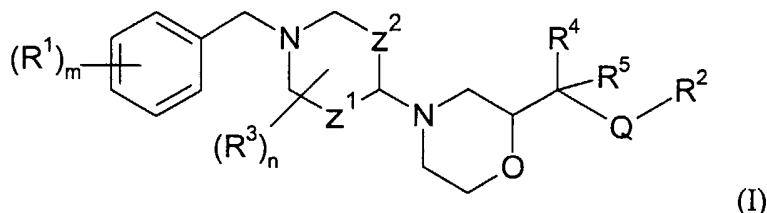
Chemokines play an important role in immune and inflammatory responses in various diseases and disorders, including asthma and allergic diseases, as well as autoimmune pathologies such as rheumatoid arthritis and atherosclerosis. These small secreted molecules are a growing superfamily of 8-14 kDa proteins characterised by a conserved
10 four cysteine motif. The chemokine superfamily can be divided into two main groups exhibiting characteristic structural motifs, the Cys-X-Cys (C-X-C) and Cys-Cys (C-C) families. These are distinguished on the basis of a single amino acid insertion between the NH-proximal pair of cysteine residues and sequence similarity.

15 The C-X-C chemokines include several potent chemoattractants and activators of neutrophils such as interleukin-8 (IL-8) and neutrophil-activating peptide 2 (NAP-2).

The C-C chemokines include potent chemoattractants of monocytes and lymphocytes but not neutrophils such as human monocyte chemotactic proteins 1-3 (MCP-1, MCP-2 and
20 MCP-3), RANTES (Regulated on Activation, Normal T Expressed and Secreted), eotaxin and the macrophage inflammatory proteins 1 α and 1 β (MIP-1 α and MIP-1 β).

Studies have demonstrated that the actions of the chemokines are mediated by subfamilies of G protein-coupled receptors, among which are the receptors designated CCR1, CCR2,
25 CCR2A, CCR2B, CCR3, CCR4, CCR5, CCR6, CCR7, CCR8, CCR9, CCR10, CXCR1, CXCR2, CXCR3 and CXCR4. These receptors represent good targets for drug development since agents which modulate these receptors would be useful in the treatment of disorders and diseases such as those previously mentioned.

In accordance with the present invention, there is therefore provided a compound of general formula



5 wherein

m is 0, 1, 2 or 3;

each R^1 independently represents halogen, cyano, nitro, carboxyl, hydroxyl, C_3 - C_6 cycloalkyl, C_1 - C_6 alkoxy, C_1 - C_6 alkoxy carbonyl, C_1 - C_6 haloalkyl, C_1 - C_6 haloalkoxy, $-NR^6R^7$, C_3 - C_6 cycloalkylamino, C_1 - C_6 alkylthio,

10 C_1 - C_6 alkylcarbonyl, C_1 - C_6 alkylcarbonylamino, sulphonamido ($-SO_2NH_2$),

C_1 - C_6 alkylsulphonyl, $-C(O)NR^8R^9$, $-NR^{10}C(O)-(NH)_pR^{11}$, phenyl, or

C_1 - C_6 alkyl optionally substituted by at least one substituent selected from carboxyl and C_1 - C_6 alkoxy carbonyl;

Z^1 represents a bond or a group $(CH_2)_q$ where q is 1 or 2;

15 Z^2 represents a bond or a group CH_2 , with the proviso that Z^1 and Z^2 do not both simultaneously represent a bond;

Q represents an oxygen or sulphur atom or a group CH_2 or NH ;

R^2 represents an unsaturated 5- to 10-membered ring system which may comprise at least one ring heteroatom selected from nitrogen, oxygen and sulphur, the ring system

20 being optionally substituted by at least one substituent selected from halogen, cyano, oxo, nitro, carboxyl, hydroxyl, C_2 - C_6 alkenyl, C_3 - C_6 cycloalkyl, C_1 - C_6 alkoxy,

C_1 - C_6 alkoxy carbonyl, C_1 - C_6 haloalkyl, C_1 - C_6 haloalkoxy, $-NR^{12}R^{13}$,

C_3 - C_6 cycloalkylamino, C_1 - C_6 alkylthio, C_1 - C_6 alkylcarbonyl, phenylcarbonyl,

C_1 - C_6 alkylcarbonylamino, sulphonamido ($-SO_2NH_2$), C_1 - C_6 alkylsulphonyl,

25 $-C(O)NR^{14}R^{15}$, C_1 - C_6 alkoxy carbonyl C_1 - C_6 alkyl, phenyl, methyltetrazolyl,

$-NHSO_2CH_3$, $-NHC(O)NR^{16}R^{17}$, $-OC(O)NR^{18}R^{19}$, $-OCH_2C(O)NR^{20}R^{21}$,

-NHC(O)OR²², -NHC(O)R²³, and C₁-C₆ alkyl itself optionally substituted by at least one substituent selected from carboxyl and C₁-C₆ alkoxy carbonyl;

n is 0, 1 or 2;

each R³ independently represents a C₁-C₆ alkyl, C₁-C₆ alkoxy carbonyl, -CH₂OH or
5 carboxyl group;

R⁴ and R⁵ each independently represent a hydrogen atom or a C₁-C₆ alkyl group;

R⁶ and R⁷ each independently represent a hydrogen atom or a C₁-C₆ alkyl group, or
R⁶ and R⁷ together with the nitrogen atom to which they are attached form a 4- to 7-
membered saturated heterocycle;

10 R⁸ and R⁹ each independently represent a hydrogen atom or a C₁-C₆ alkyl group
optionally substituted by at least one C₁-C₆ alkoxy carbonyl;

p is 0 or 1;

R¹⁰ represents a hydrogen atom or a C₁-C₆ alkyl group;

R¹¹ represents a hydrogen atom, or a C₁-C₆ alkyl group optionally substituted by at
15 least one substituent selected from carboxyl, C₁-C₆ alkoxy and C₁-C₆ alkoxy carbonyl;

R¹² and R¹³ each independently represent a hydrogen atom, a phenyl group, or a
C₁-C₆ alkyl group optionally substituted by at least one substituent selected from carboxyl
and C₁-C₆ alkoxy carbonyl, or R¹² and R¹³ together with the nitrogen atom to which they
are attached form a 4- to 7-membered saturated heterocycle;

20 R¹⁴ and R¹⁵ each independently represent a hydrogen atom, a phenyl group, a
C₃-C₆ cycloalkyl group, or a C₁-C₆ alkyl group optionally substituted by at least one
substituent selected from carboxyl and C₁-C₆ alkoxy carbonyl, or R¹⁴ and R¹⁵ together
with the nitrogen atom to which they are attached form a 4- to 7-membered saturated
heterocycle;

25 R¹⁶ and R¹⁷ each independently represent a hydrogen atom, or a C₁-C₆ alkyl group
optionally substituted by at least one substituent selected from carboxyl and
C₁-C₆ alkoxy carbonyl, or R¹⁶ and R¹⁷ together with the nitrogen atom to which they are
attached form a 4- to 7-membered saturated heterocycle;

30 R¹⁸ and R¹⁹ each independently represent a hydrogen atom, or a C₁-C₆ alkyl group
optionally substituted by at least one substituent selected from carboxyl and

C₁-C₆ alkoxy carbonyl, or R¹⁸ and R¹⁹ together with the nitrogen atom to which they are attached form a 4- to 7-membered saturated heterocycle;

R²⁰ and R²¹ each independently represent a hydrogen atom, or a C₁-C₆ alkyl group optionally substituted by at least one substituent selected from carboxyl and

5 C₁-C₆ alkoxy carbonyl, or R²⁰ and R²¹ together with the nitrogen atom to which they are attached form a 4- to 7-membered saturated heterocycle;

R²² represents a hydrogen atom, or a C₁-C₆ alkyl group optionally substituted by at least one substituent selected from carboxyl and C₁-C₆ alkoxy carbonyl;

R²³ represents a group C₁-C₆ alkyl, C₂-C₆ alkenyl, C₃-C₆ cycloalkyl, adamantyl, 10 C₅-C₆ cycloalkenyl, phenyl or a saturated or unsaturated 5- to 10-membered heterocyclic ring system comprising at least one ring heteroatom selected from nitrogen, oxygen and sulphur, each group being optionally substituted by at least one substituent selected from nitro, hydroxyl, oxo, halogen, carboxyl, C₁-C₆ alkyl, C₁-C₆ alkoxy, C₁-C₆ alkylthio, C₁-C₆ alkyl carbonyl, C₁-C₆ alkoxy carbonyl, phenyl and -NHC(O)-R²⁴; and

15 R²⁴ represents a C₁-C₆ alkyl, amino (-NH₂) or phenyl group;

or a pharmaceutically acceptable salt or solvate thereof.

In the context of the present specification, an alkyl substituent group or an alkyl moiety in a substituent group may be linear or branched. A haloalkyl or haloalkoxy substituent 20 group will comprise at least one halogen atom, e.g. one, two, three or four halogen atoms. When R⁶ and R⁷, or R¹² and R¹³, or R¹⁴ and R¹⁵, or R¹⁶ and R¹⁷, or R¹⁸ and R¹⁹, or R²⁰ and R²¹ represent a saturated heterocycle, it should be understood that the only heteroatom present is the nitrogen atom to which R⁶ and R⁷, or R¹² and R¹³, or R¹⁴ and R¹⁵, or R¹⁶ and R¹⁷, or R¹⁸ and R¹⁹, or R²⁰ and R²¹ are attached. In the definition of R²³, it should 25 be noted that the saturated or unsaturated 5- to 10-membered heterocyclic ring system may have alicyclic or aromatic properties.

In one embodiment, the integer m is 1 or 2.

Each R¹ independently represents halogen (e.g. chlorine, fluorine, bromine or iodine), cyano, nitro, carboxyl, hydroxyl, C₃-C₆ cycloalkyl (cyclopropyl, cyclobutyl, cyclopentyl or cyclohexyl), C₁-C₆, preferably C₁-C₄, alkoxy (e.g. methoxy, ethoxy, n-propoxy or n-butoxy), C₁-C₆, preferably C₁-C₄, alkoxycarbonyl (e.g. methoxycarbonyl or ethoxycarbonyl), C₁-C₆, preferably C₁-C₄, haloalkyl (e.g. trifluoromethyl), C₁-C₆, preferably C₁-C₄, haloalkoxy (e.g. trifluoromethoxy), -NR⁶R⁷, C₃-C₆ cycloalkylamino (e.g. cyclopropylamino, cyclobutylamino, cyclopentylamino or cyclohexylamino), C₁-C₆, preferably C₁-C₄, alkylthio (e.g. methylthio or ethylthio), C₁-C₆, preferably C₁-C₄, alkylcarbonyl (e.g. methylcarbonyl, ethylcarbonyl, n-propylcarbonyl, isopropylcarbonyl, n-butylcarbonyl, n-pentylcarbonyl or n-hexylcarbonyl), C₁-C₆, preferably C₁-C₄, alkylcarbonylamino (e.g. methylcarbonylamino or ethylcarbonylamino), sulphonamido, C₁-C₆, preferably C₁-C₄, alkylsulphonyl (e.g. methylsulphonyl, ethylsulphonyl, n-propylsulphonyl, isopropylsulphonyl, n-butylsulphonyl, n-pentylsulphonyl or n-hexylsulphonyl), -C(O)NR⁸R⁹, -NR¹⁰C(O)-(NH)_pR¹¹, phenyl, or C₁-C₆, preferably C₁-C₄, alkyl (e.g. methyl, ethyl, n-propyl, isopropyl, n-butyl, isobutyl, tert-butyl, n-pentyl or n-hexyl) optionally substituted by at least one substituent (e.g. one or two substituents independently) selected from carboxyl and C₁-C₆, preferably C₁-C₄, alkoxycarbonyl (e.g. methoxycarbonyl or ethoxycarbonyl).

20

In an embodiment of the invention, each R¹ independently represents halogen (particularly chlorine or fluorine), cyano, nitro, C₁-C₆ alkoxy (particularly methoxy), C₁-C₆ alkylcarbonyl (particularly methylcarbonyl) or C₁-C₆ alkylcarbonylamino (particularly methylcarbonylamino). In another embodiment, each R¹ represents a halogen atom.

25

Q preferably represents an oxygen atom.

R² represents an unsaturated 5- to 10-membered ring system which may comprise at least one ring heteroatom (e.g. one, two or three ring heteroatoms independently) selected from

30

nitrogen, oxygen and sulphur, the ring system being optionally substituted by at least one substituent (e.g. one, two, three or four substituents independently) selected from halogen (e.g. chlorine, fluorine, bromine or iodine), cyano, oxo, nitro, carboxyl, hydroxyl, C₂-C₆ alkenyl (e.g. ethenyl or 2-propenyl), C₃-C₆ cycloalkyl (cyclopropyl, cyclobutyl, cyclopentyl or cyclohexyl), C₁-C₆, preferably C₁-C₄, alkoxy (e.g. methoxy, ethoxy, n-propoxy or n-butoxy), C₁-C₆, preferably C₁-C₄, alkoxycarbonyl (e.g. methoxycarbonyl or ethoxycarbonyl), C₁-C₆, preferably C₁-C₄, haloalkyl (e.g. trifluoromethyl), C₁-C₆, preferably C₁-C₄, haloalkoxy (e.g. trifluoromethoxy), -NR¹²R¹³, C₃-C₆ cycloalkylamino (e.g. cyclopropylamino, cyclobutylamino, cyclopentylamino or cyclohexylamino), C₁-C₆, preferably C₁-C₄, alkylthio (e.g. methylthio or ethylthio), C₁-C₆, preferably C₁-C₄, alkylcarbonyl (e.g. methylcarbonyl, ethylcarbonyl, n-propylcarbonyl, isopropylcarbonyl, n-butylcarbonyl, n-pentylcarbonyl or n-hexylcarbonyl), phenylcarbonyl, C₁-C₆, preferably C₁-C₄, alkylcarbonylamino (e.g. methylcarbonylamino or ethylcarbonylamino), sulphonamido, C₁-C₆, preferably C₁-C₄, alkylsulphonyl (e.g. methylsulphonyl, ethylsulphonyl, n-propylsulphonyl, isopropylsulphonyl, n-butylsulphonyl, n-pentylsulphonyl or n-hexylsulphonyl), -C(O)NR¹⁴R¹⁵, C₁-C₆ alkoxycarbonylC₁-C₆ alkyl, preferably C₁-C₄ alkoxycarbonylC₁-C₄ alkyl (e.g. methoxycarbonylmethyl or methoxycarbonylethyl), phenyl, methyltetrazolyl, -NHSO₂CH₃, -NHC(O)NR¹⁶R¹⁷, -OC(O)NR¹⁸R¹⁹, -OCH₂C(O)NR²⁰R²¹, -NHC(O)OR²², -NHC(O)R²³, and C₁-C₆, preferably C₁-C₄, alkyl (e.g. methyl, ethyl, n-propyl, isopropyl, n-butyl, isobutyl, tert-butyl, n-pentyl or n-hexyl) itself optionally substituted by at least one (e.g. one or two substituents independently) selected from carboxyl and C₁-C₆, preferably C₁-C₄, alkoxycarbonyl (e.g. methoxycarbonyl or ethoxycarbonyl).

25

The unsaturated 5- to 10-membered ring system in R² may be monocyclic or polycyclic (fused or otherwise), e.g. bicyclic, examples of which include phenyl, naphthyl, 1,3-benzodioxolyl, pyrazolyl, thienyl, oxazolyl, imidazolyl, pyridinyl, pyridopyrrolyl, benzimidazolyl, indazolyl, benzothiazolyl, quinolinyl, tetrahydroquinolinyl (e.g. 1,2,3,4-tetrahydroquinolinyl), thiazolyl and benzotriazolyl. For example, the unsaturated 5- to

30

10-membered ring system in R^2 may be selected from the group consisting of phenyl, 1,3-benzodioxolyl, naphthyl, benzothiazolyl, benzoxazolyl, benzisoxazolyl and tetrahydroquinolyl. Alternatively, the ring system in R^2 is monocyclic and 5- or 6-membered, especially phenyl.

5

In one embodiment, the unsaturated 5- to 10-membered ring system in R^2 is optionally substituted by at least one substituent selected from halogen, cyano, oxo, C_1 - C_6 alkyl, C_2 - C_6 alkenyl, C_1 - C_6 alkoxy, $-NR^{12}R^{13}$, C_1 - C_6 alkylcarbonyl, phenylcarbonyl, methyltetrazolyl, $-C(O)NR^{14}R^{15}$, $-NHC(O)NR^{16}R^{17}$ and $-NHC(O)R^{23}$.

10

Each R^3 independently represents a C_1 - C_6 , preferably C_1 - C_4 , alkyl (e.g. methyl, ethyl, n-propyl, isopropyl, n-butyl, isobutyl, tert-butyl, n-pentyl or n-hexyl), C_1 - C_6 , preferably C_1 - C_4 , alkoxy carbonyl (e.g. methoxycarbonyl or ethoxycarbonyl), $-CH_2OH$ or carboxyl group. In one embodiment, each R^3 independently represents a methyl, methoxycarbonyl, ethoxycarbonyl, $-CH_2OH$ or carboxyl group.

15

R^4 and R^5 each independently represent a hydrogen atom or a C_1 - C_6 , preferably C_1 - C_4 , alkyl (e.g. methyl, ethyl, n-propyl, isopropyl, n-butyl, isobutyl, tert-butyl, n-pentyl or n-hexyl) group.

20

R^6 and R^7 each independently represent a hydrogen atom or a C_1 - C_6 , preferably C_1 - C_4 , alkyl group (e.g. methyl, ethyl, n-propyl, isopropyl, n-butyl, isobutyl, tert-butyl, n-pentyl or n-hexyl), or R^6 and R^7 together with the nitrogen atom to which they are attached form a 4- to 7-membered saturated heterocycle (such as pyrrolidiny or piperidiny).

25

R^8 and R^9 each independently represent a hydrogen atom or a C_1 - C_6 , preferably C_1 - C_4 , alkyl group (e.g. methyl, ethyl, n-propyl, isopropyl, n-butyl, isobutyl, tert-butyl, n-pentyl or n-hexyl) optionally substituted by at least one (e.g. one or two) C_1 - C_6 , preferably C_1 - C_4 , alkoxy carbonyl.

30

R¹⁰ represents a hydrogen atom or a C₁-C₆, preferably C₁-C₄, alkyl group (e.g. methyl, ethyl, n-propyl, isopropyl, n-butyl, isobutyl, tert-butyl, n-pentyl or n-hexyl).

5 R¹¹ represents a hydrogen atom, or a C₁-C₆, preferably C₁-C₄, alkyl group (e.g. methyl, ethyl, n-propyl, isopropyl, n-butyl, isobutyl, tert-butyl, n-pentyl or n-hexyl) optionally substituted by at least one substituent (e.g. one or two substituents independently) selected from carboxyl, C₁-C₆, preferably C₁-C₄, alkoxy and C₁-C₆, preferably C₁-C₄, alkoxycarbonyl.

10 R¹² and R¹³ each independently represent a hydrogen atom, a phenyl group, or a C₁-C₆, preferably C₁-C₄, alkyl group (e.g. methyl, ethyl, n-propyl, isopropyl, n-butyl, isobutyl, tert-butyl, n-pentyl or n-hexyl) optionally substituted by at least one substituent (e.g. one or two substituents independently) selected from carboxyl and C₁-C₆, preferably
15 C₁-C₄, alkoxycarbonyl (e.g. methoxycarbonyl or ethoxycarbonyl), or R¹² and R¹³ together with the nitrogen atom to which they are attached form a 4- to 7-membered saturated heterocycle (such as pyrrolidinyl or piperidinyl).

R¹⁴ and R¹⁵ each independently represent a hydrogen atom, a phenyl group, a
20 C₃-C₆ cycloalkyl (cyclopropyl, cyclobutyl, cyclopentyl or cyclohexyl) group, or a C₁-C₆, preferably C₁-C₄, alkyl group (e.g. methyl, ethyl, n-propyl, isopropyl, n-butyl, isobutyl, tert-butyl, n-pentyl or n-hexyl) optionally substituted by at least one substituent (e.g. one or two substituents independently) selected from carboxyl and C₁-C₆, preferably C₁-C₄, alkoxycarbonyl (e.g. methoxycarbonyl or ethoxycarbonyl), or R¹⁴ and R¹⁵
25 together with the nitrogen atom to which they are attached form a 4- to 7-membered saturated heterocycle (such as pyrrolidinyl or piperidinyl).

R¹⁶ and R¹⁷ each independently represent a hydrogen atom, or a C₁-C₆, preferably
C₁-C₄, alkyl group (e.g. methyl, ethyl, n-propyl, isopropyl, n-butyl, isobutyl, tert-butyl,
30 n-pentyl or n-hexyl) optionally substituted by at least one substituent (e.g. one or two

substituents independently) selected from carboxyl and C₁-C₆, preferably C₁-C₄, alkoxycarbonyl (e.g. methoxycarbonyl or ethoxycarbonyl), or R¹⁶ and R¹⁷ together with the nitrogen atom to which they are attached form a 4- to 7-membered saturated heterocycle (such as pyrrolidinyl or piperidinyl).

5

R¹⁸ and R¹⁹ each independently represent a hydrogen atom, or a C₁-C₆, preferably C₁-C₄, alkyl group (e.g. methyl, ethyl, n-propyl, isopropyl, n-butyl, isobutyl, tert-butyl, n-pentyl or n-hexyl) optionally substituted by at least one substituent (e.g. one or two substituents independently) selected from carboxyl and C₁-C₆, preferably C₁-C₄, alkoxycarbonyl (e.g. methoxycarbonyl or ethoxycarbonyl), or R¹⁸ and R¹⁹ together with the nitrogen atom to which they are attached form a 4- to 7-membered saturated heterocycle (such as pyrrolidinyl or piperidinyl).

10

R²⁰ and R²¹ each independently represent a hydrogen atom, or a C₁-C₆, preferably C₁-C₄, alkyl group (e.g. methyl, ethyl, n-propyl, isopropyl, n-butyl, isobutyl, tert-butyl, n-pentyl or n-hexyl) optionally substituted by at least one substituent (e.g. one or two substituents independently) selected from carboxyl and C₁-C₆, preferably C₁-C₄, alkoxycarbonyl (e.g. methoxycarbonyl or ethoxycarbonyl), or R²⁰ and R²¹ together with the nitrogen atom to which they are attached form a 4- to 7-membered saturated heterocycle (such as pyrrolidinyl or piperidinyl).

15

R²² represents a hydrogen atom, or a C₁-C₆, preferably C₁-C₄, alkyl group (e.g. methyl, ethyl, n-propyl, isopropyl, n-butyl, isobutyl, tert-butyl, n-pentyl or n-hexyl) optionally substituted by at least one substituent (e.g. one or two substituents independently) selected from carboxyl and C₁-C₆, preferably C₁-C₄, alkoxycarbonyl (e.g. methoxycarbonyl or ethoxycarbonyl).

20

R²³ represents a group C₁-C₆, preferably C₁-C₅, alkyl group (e.g. methyl, ethyl, n-propyl, isopropyl, n-butyl, isobutyl, tert-butyl, n-pentyl or n-hexyl), C₂-C₆, preferably C₂-C₄, alkenyl, C₃-C₆ cycloalkyl (cyclopropyl, cyclobutyl, cyclopentyl or cyclohexyl),

25

adamantyl, C₅-C₆ cycloalkenyl, phenyl or a saturated or unsaturated 5- to 10-membered heterocyclic ring system comprising at least one heteroatom (e.g. one, two, three or four heteroatoms independently) selected from nitrogen, oxygen and sulphur, each group being optionally substituted by at least one substituent (e.g. one, two, three or four substituents independently) selected from nitro, hydroxyl, oxo, halogen (e.g. fluorine, chlorine, bromine or iodine), carboxyl, C₁-C₆, preferably C₁-C₄, alkyl (e.g. methyl, ethyl, n-propyl, isopropyl, n-butyl, isobutyl, tert-butyl, n-pentyl or n-hexyl), C₁-C₆, preferably C₁-C₄, alkoxy (e.g. methoxy, ethoxy, n-propoxy or n-butoxy), C₁-C₆, preferably C₁-C₄, alkylthio (e.g. methylthio or ethylthio), C₁-C₆, preferably C₁-C₄, alkylcarbonyl (e.g. methylcarbonyl, ethylcarbonyl, n-propylcarbonyl, isopropylcarbonyl, n-butylcarbonyl, n-pentylcarbonyl or n-hexylcarbonyl), C₁-C₆, preferably C₁-C₄, alkoxycarbonyl (e.g. methoxycarbonyl or ethoxycarbonyl), phenyl and -NHC(O)-R²⁴.

The saturated or unsaturated 5- to 10-membered heterocyclic ring system may be monocyclic or polycyclic (fused or otherwise), e.g. bicyclic, and may comprise up to four heteroatoms independently selected from nitrogen, oxygen and sulphur. Examples of ring systems that may be used include pyrrolidinyl, piperidinyl, pyrazolyl, thiazolidinyl, thienyl, isoxazolyl, thiadiazolyl, pyrrolyl, furanyl, thiazolyl, indolyl, quinoliny, benzimidazolyl, triazolyl, tetrazolyl and pyridinyl.

R²⁴ represents a C₁-C₆, preferably C₁-C₄, alkyl group (e.g. methyl, ethyl, n-propyl, isopropyl, n-butyl, isobutyl, tert-butyl, n-pentyl or n-hexyl), amino or phenyl group.

In an embodiment of the invention,

m is 1;

R¹ represents halogen;

Z¹ represents CH₂;

Z² represents CH₂;

Q represents an oxygen atom;

R^2 represents an unsaturated 5- to 10-membered ring system comprising from 0 to 2 ring heteroatoms selected from nitrogen, oxygen and sulphur, the ring system being optionally substituted by at least one substituent (e.g. from 1 to 3 substituents) independently selected from halogen, cyano, oxo, C_1 - C_6 alkyl, C_2 - C_6 alkenyl, C_1 - C_6 alkoxy, $-NR^{12}R^{13}$, C_1 - C_6 alkylcarbonyl, phenylcarbonyl, $-C(O)NR^{14}R^{15}$, methyltetrazolyl, $-NHC(O)NR^{16}R^{17}$ and $-NHC(O)R^{23}$;

n is 0;

R^4 and R^5 each represent a hydrogen atom;

R^{12} and R^{13} each independently represent a hydrogen atom or a phenyl group;

R^{14} and R^{15} each independently represent a hydrogen atom, a phenyl group, a C_3 - C_6 cycloalkyl group or a C_1 - C_6 alkyl group;

R^{16} and R^{17} each independently represent a hydrogen atom or a C_1 - C_6 alkyl group;

and

R^{23} represents a C_1 - C_6 alkyl group or a phenyl group.

15

Examples of compounds of the invention include:

N-[2-({4-[1-(4-Chlorobenzyl)-4-piperidinyl]-2-morpholinyl}methoxy)-phenyl]acetamide,

1-[3-({4-[1-(4-Chlorobenzyl)-4-piperidinyl]-2-morpholinyl}methoxy)phenyl]-1-ethanone,

2-[(1,3-Benzodioxol-5-yloxy)methyl]-4-[1-(4-chlorobenzyl)-4-piperidinyl]morpholine,

4-[1-(4-Chlorobenzyl)-4-piperidinyl]-2-[(2-naphthyloxy)methyl]morpholine,

4-[1-(4-Chlorobenzyl)-4-piperidinyl]-2-[(3-methoxyphenoxy)methyl]morpholine,

3-({4-[1-(4-Chlorobenzyl)-4-piperidinyl]-2-morpholinyl}methoxy)benzotrile,

4-[1-(4-Chlorobenzyl)-4-piperidinyl]-2-[3,4-difluorophenoxy)methyl]morpholine,

4-[1-(4-Chlorobenzyl)-4-piperidinyl]-2-[(2-ethoxyphenoxy)methyl]morpholine,

4-[1-(4-Chlorobenzyl)-4-piperidinyl]-2-[(2-chlorophenoxy)methyl]morpholine,

N-[2-((2S)-4-[1-(4-Chlorobenzyl)-4-piperidinyl]morpholinyl}methoxy)phenyl]-acetamide,

30

- N-[2-((2R)-4-[1-(4-Chlorobenzyl)-4-piperidinyl]morpholinyl)methoxy)phenyl]-acetamide,
- N-[2{4-[1-(4-Chlorobenzyl)-4-piperidinyl]-2-morpholinyl}methoxy)phenyl]-benzamide,
- 5 2-({4-[1-(4-Chlorobenzyl)-4-piperidinyl]-2-morpholinyl}methoxy)-N-phenylbenzamide,
- 2-({4-[1-(4-Chlorobenzyl)-4-piperidinyl]-2-morpholinyl}methoxy)-N-methylbenzamide,
- 2-[1-(4-Chlorobenzyl)-4-piperidinyl]-2-[(1-naphthyloxy)methyl]morpholine,
- 10 2-({4-[1-(4-Chlorobenzyl)-4-piperidinyl]-2-morpholinyl}methoxy)-1,3-benzothiazole,
- [3-({4-[1-(4-Chlorobenzyl)-4-piperidinyl]-2-morpholinyl}methoxy)-phenyl]-(phenyl)methanone,
- 4-[1-(4-Chlorobenzyl)-4-piperidinyl]-2-({2-[(E)-1-propenyl]phenoxy}-methyl)-morpholine,
- 15 2-({4-[1-(4-Chlorobenzyl)-4-piperidinyl]-2-morpholinyl}methoxy)-N-cyclopropylbenzamide,
- 4-[1-(4-Chlorobenzyl)-4-piperidinyl]-2-[(2-iodophenoxy)methyl]morpholine,
- 4-[1-(4-Chlorobenzyl)-4-piperidinyl]-2-[(4-chloro-2-isopropyl-5-methylphenoxy)-methyl]morpholine,
- 20 4-({4-[1-(4-Chlorobenzyl)-4-piperidinyl]-2-morpholinyl}methoxy)-2-methyl-1,3-benzoxazole,
- 4-[1-(4-Chlorobenzyl)-4-piperidinyl]-2-[(2,4-dichlorophenoxy)methyl]morpholine,
- N-[2-({4-[1-(4-Chlorobenzyl)-4-piperidinyl]-2-morpholinyl}methoxy)phenyl]urea,
- N-[2-({4-[1-(4-Chlorobenzyl)-4-piperidinyl]-2-morpholinyl}methoxy)phenyl]-N'-ethylurea,
- 25 N'-[2-({4-[1-(4-Chlorobenzyl)-4-piperidinyl]-2-morpholinyl}methoxy)phenyl]-N,N-dimethylurea,
- 8-({4-[1-(4-Chlorobenzyl)-4-piperidinyl]-2-morpholinyl}methoxy)-3,4-dihydro-2(1H)-quinoline,
- 30 N-Benzyl-2-({4-[1-(4-chlorobenzyl)-4-piperidinyl]-2-morpholinyl}methoxy)aniline,

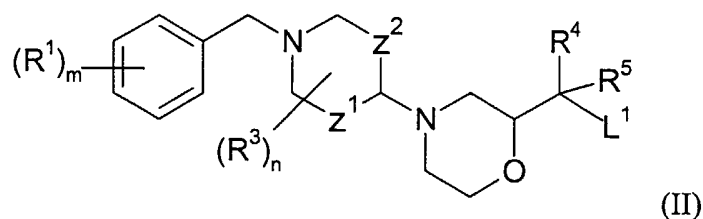
4-({4-[1-(4-Chlorobenzyl)-4-piperidinyl]-2-morpholinyl}methoxy)-2-methyl-1,3-benzoxazole,

4-[1-(4-Chlorobenzyl)-4-piperidinyl]-2-{{2-(2-methyl)-2H-1,2,3,4-tetrazol-5-yl}phenoxy}methyl}morpholine,

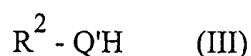
4-[1-(4-Chlorobenzyl)-4-piperidinyl]-2-[(3,5-difluorophenyl)methyl]morpholine,
and pharmaceutically acceptable salts and solvates of any one thereof.

The present invention further provides a process for the preparation of a compound of formula (I) as defined above which comprises

(i) when Q represents an oxygen or sulphur atom or a group NH, reacting a compound of general formula

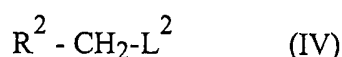


wherein L^1 represents a leaving group (e.g. nitrobenzenesulphonate) and m , n , Z^1 , Z^2 , R^1 , R^3 , R^4 and R^5 are as defined in formula (I), with a compound of general formula



wherein Q' represents an oxygen or sulphur atom or a group NH and R^2 is as defined in formula (I); or

(ii) when Q represents a group CH_2 , reacting a compound of general formula



wherein L^2 represents a halogen atom and R^2 is as defined in formula (I), with an alkali metal (e.g. lithium or sodium), followed by reaction with a compound of formula (II) as defined in (i) above;

and optionally after (i) or (ii) forming a pharmaceutically acceptable salt or solvate of the compound of formula (I) obtained.

- 5 Compounds of formula (II) in which, for example, R^4 and R^5 both represent hydrogen may conveniently be prepared according to the following reaction scheme:

Other compounds of formula (II) and compounds of formulae (III) and (IV) are either commercially available, are well known in the literature or may be prepared easily using known techniques.

5 It will be appreciated by those skilled in the art that in the process of the present invention certain functional groups such as hydroxyl or amino groups in the starting reagents or intermediate compounds may need to be protected by protecting groups. Thus, the preparation of the compounds of formula (I) may involve, at an appropriate stage, the removal of one or more protecting groups.

10

The protection and deprotection of functional groups is described in 'Protective Groups in Organic Chemistry', edited by J.W.F. McOmie, Plenum Press (1973) and 'Protective Groups in Organic Synthesis', 2nd edition, T.W. Greene and P.G.M. Wuts, Wiley-Interscience (1991).

15

The compounds of formula (I) above may be converted to a pharmaceutically acceptable salt or solvate thereof, preferably an acid addition salt such as a hydrochloride, hydrobromide, phosphate, acetate, fumarate, maleate, tartrate, citrate, oxalate, methanesulphonate or *p*-toluenesulphonate.

20

Compounds of formula (I) are capable of existing in stereoisomeric forms. It will be understood that the invention encompasses the use of all geometric and optical isomers (including atropisomers) of the compounds of formula (I) and mixtures thereof including racemates. The use of tautomers and mixtures thereof also form an aspect of the present invention. Enantiomerically pure forms are particularly desired.

25

The compounds of formula (I) have activity as pharmaceuticals, in particular as modulators of chemokine receptor (especially MIP-1 α chemokine receptor) activity, and may be used in the treatment of autoimmune, inflammatory, proliferative and hyperproliferative

diseases and immunologically-mediated diseases including rejection of transplanted organs or tissues and Acquired Immunodeficiency Syndrome (AIDS).

Examples of these conditions are:

- 5 (1) **(the respiratory tract)** airways diseases including chronic obstructive pulmonary disease (COPD) such as irreversible COPD; asthma, such as bronchial, allergic, intrinsic, extrinsic and dust asthma, particularly chronic or inveterate asthma (e.g. late asthma and airways hyper-responsiveness); bronchitis; acute, allergic, atrophic rhinitis and chronic rhinitis including rhinitis caseosa, hypertrophic rhinitis, rhinitis purulenta,
10 rhinitis sicca and rhinitis medicamentosa; membranous rhinitis including croupous, fibrinous and pseudomembranous rhinitis and scrofulous rhinitis; seasonal rhinitis including rhinitis nervosa (hay fever) and vasomotor rhinitis; sarcoidosis, farmer's lung and related diseases, fibroid lung and idiopathic interstitial pneumonia;
- 15 (2) **(bone and joints)** rheumatoid arthritis, seronegative spondyloarthropathies (including ankylosing spondylitis, psoriatic arthritis and Reiter's disease), Behcet's disease, Sjogren's syndrome and systemic sclerosis;
- (3) **(skin)** psoriasis, atopic dermatitis, contact dermatitis and other eczematous
20 dermatides, seborrhoetic dermatitis, Lichen planus, Pemphigus, bullous Pemphigus, Epidermolysis bullosa, urticaria, angiodermas, vasculitides, erythemas, cutaneous eosinophilias, uveitis, Alopecia areata and vernal conjunctivitis;
- (4) **(gastrointestinal tract)** Coeliac disease, proctitis, eosinophilic gastro-enteritis,
25 mastocytosis, Crohn's disease, ulcerative colitis, food-related allergies which have effects remote from the gut, e.g., migraine, rhinitis and eczema;
- (5) **(other tissues and systemic disease)** multiple sclerosis, atherosclerosis, Acquired
30 Immunodeficiency Syndrome (AIDS), lupus erythematosus, systemic lupus, erythematosus, Hashimoto's thyroiditis, myasthenia gravis, type I diabetes, nephrotic

syndrome, eosinophilia fasciitis, hyper IgE syndrome, lepromatous leprosy, sezary syndrome and idiopathic thrombocytopenia pupura;

(6) (**allograft rejection**) acute and chronic following, for example, transplantation of kidney, heart, liver, lung, bone marrow, skin and cornea; and chronic graft versus host disease;

(7) cancers, especially non-small cell lung cancer (NSCLC) and squamous sarcoma;

(8) diseases in which angiogenesis is associated with raised chemokine levels; and

(9) cystic fibrosis, stroke, re-perfusion injury in the heart, brain, peripheral limbs and sepsis.

Thus, the present invention provides a compound of formula (I), or a pharmaceutically-acceptable salt or solvate thereof, as hereinbefore defined for use in therapy.

In a further aspect, the present invention provides the use of a compound of formula (I), or a pharmaceutically acceptable salt or solvate thereof, as hereinbefore defined in the manufacture of a medicament for use in therapy.

In the context of the present specification, the term "therapy" also includes "prophylaxis" unless there are specific indications to the contrary. The terms "therapeutic" and "therapeutically" should be construed accordingly.

The invention also provides a method of treating an inflammatory disease which comprises administering to a patient in need thereof a therapeutically effective amount of a compound of formula (I), or a pharmaceutically acceptable salt or solvate thereof, as hereinbefore defined.

The invention still further provides a method of treating an airways disease which comprises administering to a patient in need thereof a therapeutically effective amount of a compound of formula (I), or a pharmaceutically acceptable salt or solvate thereof, as hereinbefore defined.

5

For the above-mentioned therapeutic uses the dosage administered will, of course, vary with the compound employed, the mode of administration, the treatment desired and the disorder indicated. The daily dosage of the compound of formula (I) may be in the range from 0.001 mg/kg to 30 mg/kg.

10

The compounds of formula (I) and pharmaceutically acceptable salts and solvates thereof may be used on their own but will generally be administered in the form of a pharmaceutical composition in which the formula (I) compound/salt/solvate (active ingredient) is in association with a pharmaceutically acceptable adjuvant, diluent or carrier.

15

Depending on the mode of administration, the pharmaceutical composition will preferably comprise from 0.05 to 99 %w (per cent by weight), more preferably from 0.05 to 80 %w, still more preferably from 0.10 to 70 %w, and even more preferably from 0.10 to 50 %w, of active ingredient, all percentages by weight being based on total composition.

20

The present invention also provides a pharmaceutical composition comprising a compound of formula (I), or a pharmaceutically acceptable salt or solvate thereof, as hereinbefore defined, in association with a pharmaceutically acceptable adjuvant, diluent or carrier.

25

The invention further provides a process for the preparation of a pharmaceutical composition of the invention which comprises mixing a compound of formula (I), or a pharmaceutically acceptable salt or solvate thereof, as hereinbefore defined, with a pharmaceutically acceptable adjuvant, diluent or carrier.

30

The pharmaceutical compositions may be administered topically (e.g. to the skin or to the lung and/or airways) in the form, e.g., of creams, solutions, suspensions, heptafluoroalkane

aerosols and dry powder formulations; or systemically, e.g. by oral administration in the form of tablets, capsules, syrups, powders or granules; or by parenteral administration in the form of solutions or suspensions; or by subcutaneous administration; or by rectal administration in the form of suppositories; or transdermally.

5

The invention will now be further explained by reference to the following illustrative examples, in which ^1H NMR spectra were recorded on Varian Unity Inova 400. The central solvent peak of chloroform-*d* (δ_{H} 7.27 ppm) were used as internal standard. Low resolution mass spectra and accurate mass determination were recorded on a Hewlett-
10 Packard 1100 LC-MS system equipped with APCI /ESI ionisation chambers.

All solvents and commercial reagents were laboratory grade and used as received.

The nomenclature used for the compounds was generated with ACD/IUPAC Name Pro.

Example 1

15 **N-[2-({4-[1-(4-Chlorobenzyl)-4-piperidinyl]-2-morpholinyl}methoxy)-phenyl]acetamide**

(i) 4-(*tert*-Butyl) 2-methyl 2,4-morpholinedicarboxylate

Methyl iodide (9.38 ml, 150 mmol) was added to a suspension of 4-(*tert*-butoxycarbonyl)-
20 2-morpholinecarboxylic acid (14.5 g, 62.6 mmol) and dry potassium carbonate (17.3 g, 125 mmol) in dry dimethylformamide (DMF) (360 ml). The mixture was stirred over night, filtered through Celite and concentrated. The residue was partitioned between dichloromethane and water. The organic phase was dried over magnesium sulfate and concentrated to give 22 g of crude product.

25

^1H -NMR (400 MHz, CDCl_3): δ 4.07 (2H, dd), 3.99 (1H, 2m), 3.77 (3H, s), 3.73 (1H, m), 3.55 (1H, m), 3.07 (2H, m), 1.45 (9H, s).

(ii) *tert*-Butyl 2-(hydroxymethyl)-4-morpholinecarboxylate

The crude product from step (i) (62.6 mmol) was dissolved in dry tetrahydrofuran (THF) (100 ml) and added dropwise at 0°C to a suspension of lithium borohydride (2.50 g, 115 mmol) in dry THF (100 ml). The mixture was allowed to attain room temperature overnight. Water (10 ml) was added and after stirring for 1 h the mixture was concentrated. The residue was partitioned between ethyl acetate and water. The organic phase was washed with 0.5 M hydrochloric acid, saturated sodium hydrogen carbonate and water. Drying over magnesium sulfate and concentration gave the title compound as a crude product (13.3 g).

¹H-NMR (400 MHz, CDCl₃): δ 3.88 (3H, m), 3.46-3.72 (4H, m), 2.93 (1H, m), 2.75 (1H, m), 2.09 (1H, m), 1.46 (9H, s).

(iii) 2-Morpholinylmethyl 2,2,2 trifluoroacetate (trifluoroacetic acid salt)

Tert-butyl 2-(hydroxymethyl)-4-morpholinecarboxylate, obtained from step (ii) (5.13 g, 23.61 mmol) was treated with trifluoroacetic acid (20 mL) in dichloromethane (50 mL) at room temperature for 3 h. The volatiles were removed in vacuo to give subtitled compound (yield 7.6 g).

¹H-NMR (DMSO-d₆, 400 MHz): δ 9.25 (br.,s, 2H); 3.86 (dd, J = 3.3, 12.6 Hz, 1H); 3.62 (m, 2H); 3.39 (m, 2H); 3.19 (m, 2H); 2.96 (t, J = 11.2 Hz, 1H); 2.76 (t, J = 11.2 Hz, 1H).

(iv) 1, 4-Piperidinone trifluoroacetate

To a solution of *tert*-butyl 4-oxo-1-piperidinecarboxylate (797 mg, 4.0 mmol) in dichloromethane (CH₂Cl₂) (10 mL) was added trifluoroacetic acid (5 mL) and the reaction mixture was kept at room temperature for 90 min. The volatiles were removed in vacuo to give subtitled compound (853 mg) which was directly used in the next step.

(v) 1-(4-Chlorobenzyl)-4-piperidinone

To a solution of 4-piperidine trifluoroacetate obtained from step (iv) (853 mg, 4.0 mmol) in DMF was added triethylamine (2.66 mL, 19.2 mmol), followed by 4-chlorobenzyl chloride

(753 mg, 4.8 mmol) and the reaction mixture was stirred overnight at room temperature. The volatiles were removed in vacuo, residue was dissolved in ethylacetate, washed with water (H₂O), organic layer was dried over sodium sulphate (Na₂SO₄), filtered and concentrated. The residue was purified by silica gel flash chromatography to give the
5 subtitled compound (350 mg).

¹H-NMR (CDCl₃, 400 MHz): δ 7.37 (s, 4H); 3.6 (s, 2H); 2.78 (s, 4H); 2.42 (s, 4H).

(vi) {4-[1-(4-Chlorophenyl)-4-piperidinyl]-2-morpholinyl}methanol

10 To a mixture of 1-(4-chlorobenzyl)-4-piperidinone obtained from step (v) (953 mg, 4.26 mmol), 2-morpholinylmethyl 2,2,2 trifluoroacetate (trifluoroacetic acid salt) obtained from step (iii) (700 mg, 2.13 mmol) in methanol (10 mL) was added half portion of sodium triacetoxyborohydride (NaBH(OAc)₃) (1.80 mg, 8.52 mmol) and the reaction mixture kept on stirring at room temperature for 5 h then another portion of NaBH(OAc)₃ (4.26 mmol)
15 was added and the reaction mixture kept on stirring at room temperature overnight. The volatiles were removed in vacuo, residue dissolved in chloroform, washed successively with saturated aqueous sodium hydrogen carbonate (NaHCO₃) and water (H₂O). The organic layer was dried over sodium sulphate (Na₂SO₄), filtered, concentrated and the residue was purified by silica gel flash chromatography to give the subtitled compound
20 (125 mg).

¹H-NMR (CDCl₃, 300 MHz): δ 7.25 (m, 4H); 3.90 (m, 1H); 3.72-3.50 (m, 4H); 3.41 (s, 2H); 2.94-2.62 (m, 5H); 2.38-2.08 (m, 3H); 1.95 (br. t, J = 10.4 Hz, 2H); 1.78 (br. D, J = 12.4 Hz, 2H); 1.52 (m, 2H).

25 APCI-MS: m/z 325 (MH⁺).

(vii) {4-[1-(4-Chlorophenyl)-4-piperidinyl]-2-morpholinyl}methyl-3-nitrobenzenesulfonate

To a solution of {4-[1-(4-chlorophenyl)-4-piperidinyl]-2-morpholinyl}methanol obtained
30 from step (vi) (125 mg, 0.384 mmol) in dichloromethane (CH₂Cl₂) (2 mL) was added

triethylamine (0.240 mL, 1.72 mmol) followed by 3-nitrobenzenesulfonyl chloride (127.5 mg, 0.575 mmol) and the reaction mixture kept on stirring at room temperature overnight. The volatiles were removed in vacuo, residue dissolved in chloroform, washed successively with saturated aqueous sodium hydrogen carbonate (NaHCO₃) and water (H₂O). The organic layer was dried over sodium sulphate (Na₂SO₄), filtered, concentrated and the residue was purified by silica gel flash chromatography to give the subtitled compound (163 mg).

¹H-NMR (CDCl₃, 300 MHz): δ 8.78 (m, 1H); 8.50 (m, 1H); 8.24 (m, 1H); 7.78 (t, J = 8.0 Hz, 1H); 7.24 (m, 4H); 4.18 (d, J = 4.8 Hz, 2H); 3.75 (m, 2H); 3.50 (m, 3H); 2.92 (br, D J = 8.0 Hz, 2H); 2.75 (d, J = 10.8 Hz, 1H); 2.62 (d, J = 11.5 Hz, 1H); 2.32-1.90 (m, 5H) 1.72 (m, 2H); 1.50 (m, 2H).

APCI-MS: m/z 510 (MH⁺).

(viii) N-[2-({4-[1-(4-Chlorobenzyl)-4-piperidinyl]-2-morpholinyl}methoxy)phenyl]-acetamide

A mixture of {4-[1-(4-chlorophenyl)-4-piperidinyl]-2-morpholinylmethyl-3-nitrobenzenesulfonate obtained from step (vii) (137 mg, 0.268 mmol), 2-acetamidophenol (60.8 mg, 0.402 mmol) and potassium carbonate (K₂CO₃) (350 mg) in DMF (3 mL) was kept on stirring at 65°C for 4 h. The reaction mixture was cooled down to room temperature and partitioned between ethylacetate and water. The organic layer was dried over sodium sulphate (Na₂SO₄), filtered and concentrated. The residue was purified by silica gel flash chromatography to give the titled compound (72 mg).

¹H-NMR (CDCl₃, 300 MHz): δ 8.35 (m, 1H); 8.15 (br. S, 1H); 7.30 (br. S, 4H); 7.00 (m, 2H); 6.91 (m, 1H); 4.04-3.86 (m, 4H); 3.74 (t, J = 11.1 Hz, 1H); 3.52 (br. S, 2H); 2.96 (br. D, J = 8.4 Hz, 2H); 2.84 (d, J = 11.0 Hz, 1H); 2.77 (d, J = 11.4 Hz, 1H); 2.45-2.23 (m, 3H); 2.18 (s, 3H); 2.08 (br. s, 2H); 1.80 (br. S, 2H); 1.64 (br. S, 2H).

APCI-MS: m/z 458 (MH⁺).

The compounds of Examples 2 to 31 were prepared by processes similar to that described in Example 1.

Example 2

5 **1-[3-({4-[1-(4-Chlorobenzyl)-4-piperidinyl]-2-morpholinyl}methoxy)phenyl]-1-ethanone**

APCI-MS: m/z 443 (MH⁺).

10 **Example 3**

2-[(1,3-Benzodioxol-5-yloxy)methyl]-4-[1-(4-chlorobenzyl)-4-piperidinyl]morpholine

APCI-MS: m/z 445 (MH⁺).

15 **Example 4**

4-[1-(4-Chlorobenzyl)-4-piperidinyl]-2-[(2-naphthyloxy)methyl]morpholine

APCI-MS: m/z 451 (MH⁺).

20 **Example 5**

4-[1-(4-Chlorobenzyl)-4-piperidinyl]-2-[(3-methoxyphenoxy)methyl]morpholine

APCI-MS: m/z 431 (MH⁺).

25 **Example 6**

3-({4-[1-(4-Chlorobenzyl)-4-piperidinyl]-2-morpholinyl}methoxy)benzotrile

APCI-MS: m/z 426 (MH⁺).

30 **Example 7**

4-[1-(4-Chlorobenzyl)-4-piperidinyl]-2-[3,4-difluorophenoxy)methyl]morpholineAPCI-MS: m/z 437 (MH⁺).5 **Example 8****4-[1-(4-Chlorobenzyl)-4-piperidinyl]-2-[(2-ethoxyphenoxy)methyl]morpholine**APCI-MS: m/z 445 (MH⁺).10 **Example 9****4-[1-(4-Chlorobenzyl)-4-piperidinyl]-2-[(2-chlorophenoxy)methyl]morpholine**APCI-MS: m/z 435 (MH⁺).15 **Example-10****N-[2-((2S)-4-[1-(4-Chlorobenzyl)-4-piperidinyl]morpholinyl)methoxy)phenyl]-acetamide**APCI-MS: m/z 458 (MH⁺).

20 ¹H-NMR (CDCl₃, 400 MHz): δ 8.36 (m, 1H); 8.17 (br.,s, 1H); 7.27 (m, 4H); 7.00 (m, 2H); 6.92 (m, 1H); 4.05-3.89 (m, 4H); 3.77 (m, 1H); 3.49 (s, 2H); 2.98 (d, J = 11.7 Hz, 1H); 2.81 (m, 2H); 2.48-2.22 (m, 3H); 2.18 (s, 3H); 2.05 (br.,s, 2H); 1.81 (br.d, J = 11.4 Hz, 2H); 1.62 (br.m, 2H).

25 **Example-11****N-[2-((2R)-4-[1-(4-Chlorobenzyl)-4-piperidinyl]morpholinyl)methoxy)phenyl]-acetamide**APCI-MS: m/z 458 (MH⁺).

Example-12**N-[2{4-[1-(4-Chlorobenzyl)-4-piperidinyl]-2-morpholinyl}methoxy)phenyl]-benzamide**5 **(i) N-(2-Hydroxyphenyl)benzamide**

To a mixture of 2-aminophenol (1.09 g, 10.0 mmol) and triethylamine (2.09 mL, 15.0 mmol) in THF (20 mL) was added benzoyl chloride (1.16 mL, 10.0 mmol) in THF (4 mL) dropwise over a period of 5 min at 0 °C. After addition was complete the reaction mixture was kept on stirring at room temperature for overnight. The reaction mixture was

10 concentrated at reduced pressure. The residue was taken up in methanol, aqueous sodium hydroxide (NaOH) (8M, 5 mL) was added. After 5 min the pH of the reaction mixture was adjusted to 7.0 by addition of glacial acetic acid and concentrated in vacuo. The reaction mixture was dissolved in dichloromethane (CH₂Cl₂), washed successively with 1M aqueous hydrochloric acid (HCl), saturated aqueous sodium hydrogen carbonate

15 (NaHCO₃). The organic layer was dried over sodium sulphate (Na₂SO₄), filtered and concentrated to give desired product (1.69 g).

¹H-NMR (DMSO-d₆, 400 MHz): δ, 9.80 (s, 1H); 9.58 (s, 1H); 8.00 (m, 2H); 7.70 (m, 1H); 7.60 (m, 1H); 7.58 (m, 3H); 7.08 (m, 1H); 6.90 (m, 1H); 6.84 (m, 1H).

20

(ii) N-[2{4-[1-(4-Chlorobenzyl)-4-piperidinyl]-2-morpholinyl}methoxy)phenyl]benzamide

APCI-MS: m/z 520 (MH⁺).

25

Example-13**2-({4-[1-(4-Chlorobenzyl)-4-piperidinyl]-2-morpholinyl}methoxy)-N-phenylbenzamide**

30 APCI-MS: m/z 520 (MH⁺).

Example-14**2-({4-[1-(4-Chlorobenzyl)-4-piperidinyl]-2-morpholinyl}methoxy)-N-methylbenzamide**

5

(i) 3-Hydroxy-N-methylbenzamide

A mixture of 3-hydroxybenzoic acid (1.3 g, 9.4 mmol) and a ethanolic methylamine solution (33 %, 1.5 ml, 12.1 mmol) were stirred at 60 °C for 48 h, then the solvent was evaporated in vacuo, and the residue redissolved in a small volume of ethanol. The product precipitated from the solution by the addition of ethyl acetate. The precipitate was collected by filtration and dried to give the subtitled compound (1.3 g, 91 %).

10

¹H-NMR (400MHz, DMSO-d₆): δ 7.32 (m, 1H), 7.29 (d, 1H, *J* = 7.6), 7.09 (t, 1H, *J* = 7.6), 6.73 (dm, 1H, *J* = 7.6), 2.37 (s, 3H).

15

(ii) 2-({4-[1-(4-Chlorobenzyl)-4-piperidinyl]-2-morpholinyl}methoxy)-N-methylbenzamide

APCI-MS: m/z 458 (MH⁺).

20

Example-15**2-[1-(4-Chlorobenzyl)-4-piperidinyl]-2-[(1-naphthyloxy)methyl]morpholine**

APCI-MS: m/z 451 (MH⁺).

25

Example-16**2-({4-[1-(4-Chlorobenzyl)-4-piperidinyl]-2-morpholinyl}methoxy)-1,3-benzothiazole**

APCI-MS: m/z 458 (MH⁺).

30

Example-17

**[3-({4-[1-(4-Chlorobenzyl)-4-piperidinyl]-2-morpholinyl}methoxy)-phenyl]-
(phenyl)methanone**

5 APCI-MS: m/z 505 (MH⁺).

Example-18

**4-[1-(4-Chlorobenzyl)-4-piperidinyl]-2-({2-[(E)-1-propenyl]phenoxy}-methyl)-
morpholine**

10

APCI-MS: m/z 441 (MH⁺).

Example-19

**2-({4-[1-(4-Chlorobenzyl)-4-piperidinyl]-2-morpholinyl}methoxy)-N-cyclopropyl-
15 benzamide**

(i) N-Cyclopropyl-2-hydroxybenzamide

A mixture of methylsalicylate (4.36 g, 28.69 mmol) and cyclopropylamine (1.64 g, 28.69 mmol) was heated at 80-100 °C for 3h. An additional 0.5 equivalent of cyclopropylamine
20 was added and the reaction mixture was kept at 70 °C for overnight. The reaction mixture was co-evaporated with toluene and the residue was purified by silica gel flash chromatography to give the subtitle compound (2.71 g).

¹H-NMR (CDCl₃, 400 MHz): δ 12.36 (s, 1H); 7.40 (m, 1H); 7.31 (m, 1H); 7.00 (dd, J = 0.9
25 Hz, 8.4 Hz, 1H); 6.83 (m, 1H); 6.53 (br.s, 1H); 2.89 (m, 1H); 0.93 (m, 2H); 0.67 (m, 2H).

**(ii) 2-({4-[1-(4-Chlorobenzyl)-4-piperidinyl]-2-morpholinyl}methoxy)-N-cyclopropyl-
benzamide**

30 APCI-MS: m/z 484 (MH⁺).

Example-20**4-[1-(4-Chlorobenzyl)-4-piperidinyl]-2-[(2-iodophenoxy)methyl]morpholine**

5 APCI-MS: m/z 527 (MH⁺).

Example-21**4-[1-(4-Chlorobenzyl)-4-piperidinyl]-2-[(4-chloro-2-isopropyl-5-methylphenoxy)-methyl]morpholine**

10

APCI-MS: m/z 491 (MH⁺).

Example-22**4-({4-[1-(4-Chlorobenzyl)-4-piperidinyl]-2-morpholinyl}methoxy)-2-methyl-1,3-benzoxazole**

15

(i) 2-Methyl-1,3-benzoxazol-4-ol

A solution of 2,6-dihydroxyacetophenone (1.43 g, 9.4 mmol), hydroxylamine hydrochloride (940 mg, 13.6 mmol, potassium hydroxide (KOH) (1.15 g, 20.6 mmol), and water (10 mL) in methanol (15 mL) was heated at reflux temperature under nitrogen for 18 h. The reaction mixture was cooled to room temperature and concentrated in vacuo. The residue was partitioned between ethylacetate and water. The organic layer was extracted with 1H hydrochloric acid (HCl), dried over sodium sulphate (Na₂SO₄), filtered and concentrated. The residue was purified by silica gel flash chromatography to give subtitled compound (673 mg).

20

25

APCI-MS: m/z 150 (MH⁺).

¹H-NMR (acetone-d₆ 400 MHz): δ 9.55 (br.s, 1H); 7.36 (m, 1H); 7.02 (d, J = 8.3 Hz, 1H); 6.68 (d, J = 7.8 Hz, 1H); 2.60 (s, 3H).

30

(ii) 4-({4-[1-(4-Chlorobenzyl)-4-piperidinyl]-2-morpholinyl}methoxy)-2-methyl-1,3-benzoxazole

APCI-MS: m/z 456 (MH⁺).

5

Example-23

4-[1-(4-Chlorobenzyl)-4-piperidinyl]-2-[(2,4-dichlorophenoxy)methyl]morpholine

APCI-MS: m/z 469 (MH⁺).

10

Example-24

N-[2-({4-[1-(4-Chlorobenzyl)-4-piperidinyl]-2-morpholinyl}methoxy)phenyl]urea

APCI-MS: m/z 459 (MH⁺).

15

Example-25

N-[2-({4-[1-(4-Chlorobenzyl)-4-piperidinyl]-2-morpholinyl}methoxy)phenyl]-N'-ethylurea

20 (i) N-Ethyl-N'-(2-hydroxyphenyl)urea

A solution of 1-isocyanato-2-methoxybenzene (0.32 g, 2.15 mmol) and ethylamine (1 mL) in dichloromethane (15 mL) was stirred at room temperature for 2 days. Then the volatiles were removed in vacuo. The residue was redissolved in dichloromethane (15 mL), and boron tribromide (BBr₃) (1 M in dichloromethane (CH₂Cl₂), 6.5 ml, 6.5 mmol) was added dropwise via syringe under nitrogen. After stirring for 1 h the reaction mixture was diluted with dichloromethane and washed 3 times with water. The product was purified by HPLC (Kromasil column; eluant: acetonitrile + 0.1 % trifluoroacetic acid (TFA)/water + 0.1 % TFA) to give subtitle compound (167 mg).

30 APCI-MS: m/z 181 (MH⁺).

¹H-NMR (400 MHz, DMSO-d₆): δ 7.90 (br. s, 1H), 7.82 (dd, 1H, *J* = 10.0, *J* = 2.4.), 6.6 – 6.9 (m, 3H), 3.01 (quart, 2H, ³*J* = 9.6) 1.05 (t, 3H, ³*J* = 9.6).

(ii) **N'-[2-({4-[1-(4-Chlorobenzyl)-4-piperidinyl]-2-morpholinyl}methoxy)phenyl]-N'-ethylurea**

APCI-MS: m/z 487(MH⁺).

Example-26

N'-[2-({4-[1-(4-Chlorobenzyl)-4-piperidinyl]-2-morpholinyl}methoxy)phenyl]-N,N-dimethylurea

(i) **N'-(2-hydroxyphenyl)-N,N-dimethylurea**

The subtitled compound was prepared using the procedure as described for Example 25 for N-ethyl-N'-(2-hydroxyphenyl)urea from 1-isocyanato-2-methoxybenzene and dimethylamine (2M solution in THF). Yield 54%.

APCI-MS: m/z 181 (MH⁺).

¹H-NMR (400 MHz, DMSO-d₆): δ 7.78 (br. s, 1H), 7.49 (dd, 1H, *J* = 10.4, *J* = 2.4.), 6.7 – 7.0 (m, 3H), 2.97 (s, 6H).

(ii) **N'-[2-({4-[1-(4-Chlorobenzyl)-4-piperidinyl]-2-morpholinyl}methoxy)phenyl]-N,N-dimethylurea**

APCI-MS: m/z 487 (MH⁺).

Example-27

8-({4-[1-(4-Chlorobenzyl)-4-piperidinyl]-2-morpholinyl}methoxy)-3,4-dihydro-2(1H)-quinoline

(i) 3-Chloro-N-(2-hydroxyphenyl)propanamide

To a stirred solution of 2-aminophenol (2.18 g, 20 mmol) in acetone (20 mL) a solution of 3-chloropropionyl chloride (1.28 g, 0.87 mL, 10 mmol) in acetone (20 mL) was added dropwise. After the addition was completed, the reaction mixture was stirred at room temperature for 0.5 h and then diluted with water (50 mL). Acetone was removed in vacuo, the precipitate formed was collected by filtration, washed with water, and dried to give the subtitle compound (1.53 g, 77 %).

APCI-MS: m/z 200 (MH^+)

1H -NMR (400 MHz, DMSO- d_6): δ 9.75 (s, 1H), 9.37 (s, 1H), 7.77 (d, 1H), 6.7 – 7.0 (m, 3H), 3.86 (t, 2H, $^3J = 7.2$), 2.92 (t, 2H, $^3J = 6.0$).

(ii) 8-Hydroxy-3,4-dihydro-2(1H)-quinolinone

A mixture of 3-chloro-N-(2-hydroxyphenyl)propanamide (0.25 g, 1.25 mmol) and aluminium chloride ($AlCl_3$) (0.5 g) was heated with stirring at 130 – 135 $^{\circ}C$ for 5 h. After cooling to room temperature, the reaction mixture was quenched with water (3 ml), and extracted with ethyl acetate (3 x 5 ml). Evaporation of the solvent and flash chromatography of the residue on silica gel with ethyl acetate/heptane (1 : 1) afforded colourless crystals of the subtitled compound (95 mg, 46.5 %).

APCI-MS: m/z 164 (MH^+).

1H -NMR (400MHz, DMSO- d_6): δ 9.64 (s, 1H), 8.76 (s, 1H), 6.6 – 6.8 (m, 3H), 2.83 (t, 2H, $^3J = 7.2$), 2.43 (t, 2H, $^3J = 7.2$).

(iii) 8-({4-[1-(4-Chlorobenzyl)-4-piperidinyl]-2-morpholinyl}methoxy)-3,4-dihydro-2(1H)-quinoline

APCI-MS: m/z 470 (MH^+).

30 Example-28

N-Benzyl-2-({4-[1-(4-chlorobenzyl)-4-piperidinyl]-2-morpholinyl}methoxy)aniline**(i) 2-(Benzylamino)phenol**

To a stirred mixture of 2-aminophenol (3.0 g, 27.5 mmol), potassium carbonate (6.0 g, 43.4 mmol) and DMF (25 mL) 1-(bromomethyl)benzene (3.75 mL, 31.3 mmol) was added.
5 The mixture was stirred at 60 °C overnight. Purification by preparative HPLC (Kromasil C₁₈; eluant: acetonitrile + 0.1 % TFA/water + 0.1 % TFA) gave the subtitled compound (1.82 g, 33 %).

10 APCI-MS: m/z 200 (MH⁺).

¹H-NMR (400 MHz, DMSO-d₆): δ 7.2–7.4 (m, 5H), 6.6–6.9 (m, 4H), 4.37 (s, 2H).

(ii) N-Benzyl-2-({4-[1-(4-chlorobenzyl)-4-piperidinyl]-2-morpholinyl}methoxy)aniline

15 APCI-MS: m/z 506 (MH⁺).

Example-29**4-({4-[1-(4-Chlorobenzyl)-4-piperidinyl]-2-morpholinyl}methoxy)-2-methyl-1,3-benzoxazole**

20

(i) N-(2,6-dihydroxyphenyl)acetamide

A mixture of 2-nitro-1,3-benzenediol (1.55 g 10 mmol), acetic anhydride (1.59 g, 1.47 mL, 15 mmol) and 10 % palladium on charcoal (0.3 g) in methanol (100 mL) was stirred in the atmosphere of hydrogen at atmospheric pressure for 2 h. The catalyst was filtered through
25 celite, the solvent evaporated in vacuo. The oily residue was treated with dichloromethane to afford colourless crystals, which were collected by filtration and dried to give the subtitle compound (1.09 g, 65 %).

APCI-MS: m/z 168 (MH⁺).

¹H-NMR (400 MHz, DMSO-d₆): δ 9.34 (br. s, 1H), 6.87 (t, 1H, *J* = 8.0), 6.34 (d, 2H, *J* = 8.0), 2.10 (s, 3H).

(ii) 2-Methyl-1,3-benzoxazol-4-ol

5 *N*-(2,6-dihydroxyphenyl)acetamide was heated at 200 °C for 0.5 h. After cooling to room temperature, the product was purified by flash chromatography on silica gel (ethyl acetate/heptane, 1 : 1) to afford the subtitled compound as colourless crystals (0.77 g, 79%).

APCI-MS: *m/z* 150 (MH⁺)

10 ¹H-NMR (400 MHz, DMSO-d₆): δ 10.15 (br. s, 1H), 7.11 (t, 1H, *J* = 8.0), 7.04 (d, 1H, *J* = 8.0), 6.70 (d, 1H, *J* = 8.0), 2.56 (s, 3H).

(iii) 4-({4-[1-(4-Chlorobenzyl)-4-piperidinyl]-2-morpholinyl}methoxy)-2-methyl-1,3-benzoxazole

15

APCI-MS: *m/z* 456 (MH⁺).

Example-30

4-[1-(4-Chlorobenzyl)-4-piperidinyl]-2-{{2-(2-methyl)-2H-1,2,3,4-tetrazol-5-yl}phenoxy}methyl}morpholine

20

(i) 2-(2H-1,2,3,4-Tetrazol-5-yl)phenol

A stirred mixture of 2-cyanophenol (2.38 g, 20 mmol), sodium azide (3.9 g, 60 mmol) and ammonium chloride (1.39 g, 26 mmol) in dry DMF (10 mL) was heated at 130 °C for 48 h.

25 After cooling to room temperature, the reaction mixture was poured into water (100 mL), and the solution acidified with 6 N hydrochloric acid to pH 1. The precipitate formed was collected by filtration, and dried to give subtitled compound (3.14 g, 97 %).

APCI-MS: *m/z* 163 (MH⁺).

¹H-NMR (400 MHz, DMSO-d₆): δ 8.01 (d, 1H, *J* = 10.0), 7.25 (t, 1H, *J* = 10.0), 7.0 – 7.2 (m, 2H).

(ii) 2-(2-Methyl-2*H*-1,2,3,4-tetraazol-5-yl)phenol

- 5 To a stirred solution of 2-(2*H*-1,2,3,4-tetraazol-5-yl)phenol (0.486 g, 3 mmol) and sodium hydroxide (NaOH) (72 mg, 3 mmol) in water (15 mL) a solution of tetrabutylammonium chloride (83 mg, 0.3 mmol) was added. The mixture was stirred for 5 min, then methyl iodide (0.425 g, 0.187 mL, 3 mmol) was added, and the mixture was stirred for 6 days. The organic layer was then separated, washed with water (2 x 15 mL), and dried.
- 10 Evaporation of solvent and flash chromatography on silica gel (ethyl acetate/heptane, 1 : 1) afforded the subtitle compound (0.257 g, 49 %).

APCI-MS: *m/z* 177 (MH⁺)

- ¹H-NMR (400 MHz, CDCl₃): δ 9.69 (s, 1H), 8.04 (dd, 1H, *J* = 7.9, *J* = 1.7), 7.38 (dt, 1H, *J* = 7.3, *J* = 1.7), 7.09 (dd, 1H, *J* = 8.4, *J* = 0.9), 7.00 (dt, 1H, *J* = 7.5, *J* = 1.0), 4.45 (s, 3H).
- 15

(iii) 4-[1-(4-Chlorobenzyl)-4-piperidinyl]-2-[[2-(2-methyl)-2*H*-1,2,3,4-tetrazol-5-yl]phenoxy]methyl}morpholine

- 20 APCI-MS: *m/z* 483 (MH⁺).

Example-31

4-[1-(4-Chlorobenzyl)-4-piperidinyl]-2-[(3,5-difluorophenyl)methyl]morpholine

- 25 APCI-MS: *m/z* 437 (MH⁺).

THP-1 Chemotaxis Assay

Introduction

The assay measured the chemotactic response elicited by MIP-1 α chemokine in the human monocytic cell line THP-1. The compounds of the Examples were evaluated by their ability to depress the chemotactic response to a standard concentration of MIP-1 α chemokine.

5

Methods

Culture of THP-1 cells

Cells were thawed rapidly at 37°C from frozen aliquots and resuspended in a 25 cm flask containing 5 ml of RPMI-1640 medium supplemented with Glutamax and 10% heat
10 inactivated fetal calf serum without antibiotics (RPMI+10%HIFCS). At day 3 the medium is discarded and replaced with fresh medium.

THP-1 cells are routinely cultured in RPMI-1640 medium supplemented with 10% heat
15 inactivated fetal calf serum and glutamax but without antibiotics. Optimal growth of the cells requires that they are passaged every 3 days and that the minimum subculture density is 4x10⁺⁵ cells/ml.

Chemotaxis assay

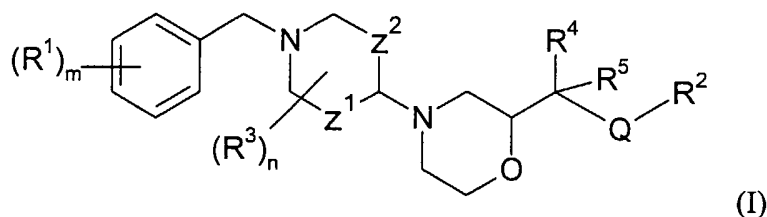
Cells were removed from the flask and washed by centrifugation in
20 RPMI+10%HIFCS+glutamax. The cells were then resuspended at 2x10⁺⁷ cells/ml in fresh medium (RPMI+10%HIFCS+glutamax) to which was added calcein-AM (5 μ l of stock solution to 1 ml to give a final concentration of 5x10⁻⁶M). After gentle mixing the cells were incubated at 37°C in a CO₂ incubator for 30 minutes. The cells were then
diluted to 50 ml with medium and washed twice by centrifugation at 400xg. Labelled cells
25 were then resuspended at a cell concentration of 1x10⁺⁷ cells/ml and incubated with an equal volume of MIP-1 α antagonist (10⁻¹⁰ M to 10⁻⁶ M final concentration) for 30 minutes at 37°C in a humidified CO₂ incubator.

Chemotaxis was performed using Neuroprobe 96-well chemotaxis plates employing 8 μ m
30 filters (cat no. 101-8). Thirty microlitres of chemoattractant supplemented with various

concentrations of antagonists or vehicle were added to the lower wells of the plate in triplicate. The filter was then carefully positioned on top and then 25µl of cells preincubated with the corresponding concentration of antagonist or vehicle were added to the surface of the filter. The plate was then incubated for 2 hours at 37°C in a humidified CO₂ incubator. The cells remaining on the surface were then removed by adsorption and the whole plate was centrifuged at 2000 rpm for 10 minutes. The filter was then removed and the cells that had migrated to the lower wells were quantified by the fluorescence of cell associated calcein-AM. Cell migration was then expressed in fluorescence units after subtraction of the reagent blank and values were standardized to % migration by comparing the fluorescence values with that of a known number of labelled cells. The effect of antagonists was calculated as % inhibition when the number of migrated cells were compared with vehicle.

CLAIMS

1. A compound of general formula



wherein

m is 0, 1, 2 or 3;

each R^1 independently represents halogen, cyano, nitro, carboxyl, hydroxyl, C₃-C₆ cycloalkyl, C₁-C₆ alkoxy, C₁-C₆ alkoxy carbonyl, C₁-C₆ haloalkyl, C₁-C₆ haloalkoxy, $-NR^6R^7$, C₃-C₆ cycloalkylamino, C₁-C₆ alkylthio, C₁-C₆ alkylcarbonyl, C₁-C₆ alkylcarbonylamino, sulphonamido, C₁-C₆ alkylsulphonyl, $-C(O)NR^8R^9$, $-NR^{10}C(O)-(NH)_pR^{11}$, phenyl, or C₁-C₆ alkyl optionally substituted by at least one substituent selected from carboxyl and C₁-C₆ alkoxy carbonyl;

Z^1 represents a bond or a group $(CH_2)_q$ where q is 1 or 2;

Z^2 represents a bond or a group CH_2 , with the proviso that Z^1 and Z^2 do not both simultaneously represent a bond;

Q represents an oxygen or sulphur atom or a group CH_2 or NH;

R^2 represents an unsaturated 5- to 10-membered ring system which may comprise at least one ring heteroatom selected from nitrogen, oxygen and sulphur, the ring system being optionally substituted by at least one substituent selected from halogen, cyano, oxo, nitro, carboxyl, hydroxyl, C₂-C₆ alkenyl, C₃-C₆ cycloalkyl, C₁-C₆ alkoxy, C₁-C₆ alkoxy carbonyl, C₁-C₆ haloalkyl, C₁-C₆ haloalkoxy, $-NR^{12}R^{13}$, C₃-C₆ cycloalkylamino, C₁-C₆ alkylthio, C₁-C₆ alkylcarbonyl, phenylcarbonyl, C₁-C₆ alkylcarbonylamino, sulphonamido, C₁-C₆ alkylsulphonyl, $-C(O)NR^{14}R^{15}$, C₁-C₆ alkoxy carbonyl C₁-C₆ alkyl, phenyl, methyltetrazolyl, $-NHSO_2CH_3$, $-NHC(O)NR^{16}R^{17}$, $-OC(O)NR^{18}R^{19}$, $-OCH_2C(O)NR^{20}R^{21}$, $-NHC(O)OR^{22}$,

-NHC(O)R²³, and C₁-C₆ alkyl itself optionally substituted by at least one substituent selected from carboxyl and C₁-C₆ alkoxy carbonyl;

n is 0, 1 or 2;

each R³ independently represents a C₁-C₆ alkyl, C₁-C₆ alkoxy carbonyl, -CH₂OH or
5 carboxyl group;

R⁴ and R⁵ each independently represent a hydrogen atom or a C₁-C₆ alkyl group;

R⁶ and R⁷ each independently represent a hydrogen atom or a C₁-C₆ alkyl group, or
R⁶ and R⁷ together with the nitrogen atom to which they are attached form a 4- to 7-
membered saturated heterocycle;

10 R⁸ and R⁹ each independently represent a hydrogen atom or a C₁-C₆ alkyl group
optionally substituted by at least one C₁-C₆ alkoxy carbonyl;

p is 0 or 1;

R¹⁰ represents a hydrogen atom or a C₁-C₆ alkyl group;

R¹¹ represents a hydrogen atom, or a C₁-C₆ alkyl group optionally substituted by at
15 least one substituent selected from carboxyl, C₁-C₆ alkoxy and C₁-C₆ alkoxy carbonyl;

R¹² and R¹³ each independently represent a hydrogen atom, a phenyl group, or a
C₁-C₆ alkyl group optionally substituted by at least one substituent selected from carboxyl
and C₁-C₆ alkoxy carbonyl, or R¹² and R¹³ together with the nitrogen atom to which they
are attached form a 4- to 7-membered saturated heterocycle;

20 R¹⁴ and R¹⁵ each independently represent a hydrogen atom, a phenyl group, a
C₃-C₆ cycloalkyl group, or a C₁-C₆ alkyl group optionally substituted by at least one
substituent selected from carboxyl and C₁-C₆ alkoxy carbonyl, or R¹⁴ and R¹⁵ together
with the nitrogen atom to which they are attached form a 4- to 7-membered saturated
heterocycle;

25 R¹⁶ and R¹⁷ each independently represent a hydrogen atom, or a C₁-C₆ alkyl group
optionally substituted by at least one substituent selected from carboxyl and
C₁-C₆ alkoxy carbonyl, or R¹⁶ and R¹⁷ together with the nitrogen atom to which they are
attached form a 4- to 7-membered saturated heterocycle;

R¹⁸ and R¹⁹ each independently represent a hydrogen atom, or a C₁-C₆ alkyl group
30 optionally substituted by at least one substituent selected from carboxyl and

C₁-C₆ alkoxy carbonyl, or R¹⁸ and R¹⁹ together with the nitrogen atom to which they are attached form a 4- to 7-membered saturated heterocycle;

R²⁰ and R²¹ each independently represent a hydrogen atom, or a C₁-C₆ alkyl group optionally substituted by at least one substituent selected from carboxyl and

C₁-C₆ alkoxy carbonyl, or R²⁰ and R²¹ together with the nitrogen atom to which they are attached form a 4- to 7-membered saturated heterocycle;

R²² represents a hydrogen atom, or a C₁-C₆ alkyl group optionally substituted by at least one substituent selected from carboxyl and C₁-C₆ alkoxy carbonyl;

R²³ represents a group C₁-C₆ alkyl, C₂-C₆ alkenyl, C₃-C₆ cycloalkyl, adamantyl, C₅-C₆ cycloalkenyl, phenyl or a saturated or unsaturated 5- to 10-membered heterocyclic ring system comprising at least one ring heteroatom selected from nitrogen, oxygen and sulphur, each group being optionally substituted by at least one substituent selected from nitro, hydroxyl, oxo, halogen, carboxyl, C₁-C₆ alkyl, C₁-C₆ alkoxy, C₁-C₆ alkylthio, C₁-C₆ alkylcarbonyl, C₁-C₆ alkoxy carbonyl, phenyl and -NHC(O)-R²⁴; and

R²⁴ represents a C₁-C₆ alkyl, amino (-NH₂) or phenyl group; or a pharmaceutically acceptable salt or solvate thereof.

2. A compound according to claim 1, wherein each R¹ independently represents halogen, cyano, nitro, C₁-C₆ alkoxy, C₁-C₆ alkylcarbonyl or C₁-C₆ alkylcarbonylamino.

3. A compound according to claim 1 or claim 2, wherein Z¹ and Z² both represent CH₂.

4. A compound according to any one of claims 1 to 3, wherein Q represents an oxygen atom.

5. A compound according to any one of claims 1 to 4, wherein the unsaturated 5- to 10-membered ring system in R² is selected from phenyl, naphthyl, 1,3-benzodioxolyl, pyrazolyl, thienyl, oxazolyl, imidazolyl, pyridinyl, pyridopyrrolyl, benzimidazolyl, indazolyl, benzothiazolyl, quinolinyl, benzoxazolyl, benzisoxazolyl, tetrahydroquinolinyl, thiazolyl and benzotriazolyl.

6. A compound according to any one of claims 1 to 5, wherein the unsaturated 5- to 10-membered ring system in R² is optionally substituted by at least one substituent selected from halogen, cyano, oxo, C₁-C₆ alkyl, C₂-C₆ alkenyl, C₁-C₆ alkoxy, -NR¹²R¹³,
5 C₁-C₆ alkylcarbonyl, phenylcarbonyl, methyltetrazolyl, -C(O)NR¹⁴R¹⁵,
-NHC(O)NR¹⁶R¹⁷ and -NHC(O)R²³.

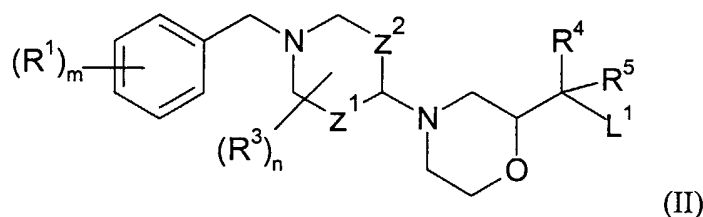
7. A compound according to claim 1 being selected from:

N-[2-({4-[1-(4-Chlorobenzyl)-4-piperidinyl]-2-morpholinyl}methoxy)-
10 phenyl]acetamide,
1-[3-({4-[1-(4-Chlorobenzyl)-4-piperidinyl]-2-morpholinyl}methoxy)phenyl]-1-
ethanone,
2-[(1,3-Benzodioxol-5-yloxy)methyl]-4-[1-(4-chlorobenzyl)-4-
piperidinyl]morpholine,
15 4-[1-(4-Chlorobenzyl)-4-piperidinyl]-2-[(2-naphthyloxy)methyl]morpholine,
4-[1-(4-Chlorobenzyl)-4-piperidinyl]-2-[(3-methoxyphenoxy)methyl]morpholine,
3-({4-[1-(4-Chlorobenzyl)-4-piperidinyl]-2-morpholinyl}methoxy)benzotrile,
4-[1-(4-Chlorobenzyl)-4-piperidinyl]-2-[3,4-difluorophenoxy)methyl]morpholine,
4-[1-(4-Chlorobenzyl)-4-piperidinyl]-2-[(2-ethoxyphenoxy)methyl]morpholine,
20 4-[1-(4-Chlorobenzyl)-4-piperidinyl]-2-[(2-chlorophenoxy)methyl]morpholine,
N-[2-({(2S)-4-[1-(4-Chlorobenzyl)-4-piperidinyl]morpholinyl}methoxy)phenyl]-
acetamide,
N-[2-({(2R)-4-[1-(4-Chlorobenzyl)-4-piperidinyl]morpholinyl}methoxy)phenyl]-
acetamide,
25 N-[2{4-[1-(4-Chlorobenzyl)-4-piperidinyl]-2-morpholinyl}methoxy)phenyl]-
benzamide,
2-({4-[1-(4-Chlorobenzyl)-4-piperidinyl]-2-morpholinyl}methoxy)-N-phenyl-
benzamide,
2-({4-[1-(4-Chlorobenzyl)-4-piperidinyl]-2-morpholinyl}methoxy)-N-methyl-
30 benzamide,

2-[1-(4-Chlorobenzyl)-4-piperidinyl]-2-[(1-naphthyloxy)methyl]morpholine,
2-({4-[1-(4-Chlorobenzyl)-4-piperidinyl]-2-morpholinyl}methoxy)-1,3-benzothiazole,
[3-({4-[1-(4-Chlorobenzyl)-4-piperidinyl]-2-morpholinyl}methoxy)-phenyl]-
(phenyl)methanone,
5 4-[1-(4-Chlorobenzyl)-4-piperidinyl]-2-({2-[(E)-1-propenyl]phenoxy}-methyl)-
morpholine,
2-({4-[1-(4-Chlorobenzyl)-4-piperidinyl]-2-morpholinyl}methoxy)-N-cyclopropyl-
benzamide,
4-[1-(4-Chlorobenzyl)-4-piperidinyl]-2-[(2-iodophenoxy)methyl]morpholine,
10 4-[1-(4-Chlorobenzyl)-4-piperidinyl]-2-[(4-chloro-2-isopropyl-5-methylphenoxy)-
methyl]morpholine,
4-({4-[1-(4-Chlorobenzyl)-4-piperidinyl]-2-morpholinyl}methoxy)-2-methyl-1,3-
benzoxazole,
4-[1-(4-Chlorobenzyl)-4-piperidinyl]-2-[(2,4-dichlorophenoxy)methyl]morpholine,
15 N-[2-({4-[1-(4-Chlorobenzyl)-4-piperidinyl]-2-morpholinyl}methoxy)phenyl]urea,
N-[2-({4-[1-(4-Chlorobenzyl)-4-piperidinyl]-2-morpholinyl}methoxy)phenyl]-N'-
ethylurea,
N'-[2-({4-[1-(4-Chlorobenzyl)-4-piperidinyl]-2-morpholinyl}methoxy)phenyl]-N,N-
dimethylurea,
20 8-({4-[1-(4-Chlorobenzyl)-4-piperidinyl]-2-morpholinyl}methoxy)-3,4-dihydro-
2(1H)-quinoline,
N-Benzyl-2-({4-[1-(4-chlorobenzyl)-4-piperidinyl]-2-morpholinyl}methoxy)aniline,
4-({4-[1-(4-Chlorobenzyl)-4-piperidinyl]-2-morpholinyl}methoxy)-2-methyl-1,3-
benzoxazole,
25 4-[1-(4-Chlorobenzyl)-4-piperidinyl]-2-{{2-(2-methyl)-2H-1,2,3,4-tetrazol-5-
yl}phenoxy}methyl}morpholine,
4-[1-(4-Chlorobenzyl)-4-piperidinyl]-2-[(3,5-difluorophenyl)methyl]morpholine,
and pharmaceutically acceptable salts and solvates of any one thereof.

8. A process for the preparation of a compound of formula (I) as defined in claim 1 which comprises

- (i) when Q represents an oxygen or sulphur atom or a group NH, reacting a compound of
5 general formula



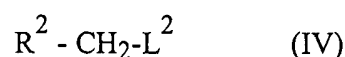
wherein L^1 represents a leaving group and m , n , Z^1 , Z^2 , R^1 , R^3 , R^4 and R^5 are as defined in formula (I), with a compound of general formula

10



wherein Q' represents an oxygen or sulphur atom or a group NH and R^2 is as defined in formula (I); or

- (ii) when Q represents a group CH_2 , reacting a compound of general formula



wherein L^2 represents a halogen atom and R^2 is as defined in formula (I), with an alkali metal, followed by reaction with a compound of formula (II) as defined in (i) above;

20

and optionally after (i) or (ii) forming a pharmaceutically acceptable salt or solvate of the compound of formula (I) obtained.

9. A pharmaceutical composition comprising a compound of formula (I), or a
25 pharmaceutically acceptable salt or solvate thereof, as claimed in any one of claims 1 to 7 in association with a pharmaceutically acceptable adjuvant, diluent or carrier.

10. A process for the preparation of a pharmaceutical composition as claimed in claim 9 which comprises mixing a compound of formula (I), or a pharmaceutically acceptable salt or solvate thereof, as claimed in any one of claims 1 to 7 with a pharmaceutically acceptable adjuvant, diluent or carrier.

5

11. A compound of formula (I), or a pharmaceutically-acceptable salt or solvate thereof, as claimed in any one of claims 1 to 7 for use in therapy.

12. Use of a compound of formula (I), or a pharmaceutically acceptable salt or solvate thereof, as claimed in any one of claims 1 to 7 in the manufacture of a medicament for the treatment of human diseases or conditions in which modulation of chemokine receptor activity is beneficial.

13. Use of a compound of formula (I), or a pharmaceutically acceptable salt or solvate thereof, as claimed in any one of claims 1 to 7 in the manufacture of a medicament for use in treating rheumatoid arthritis.

14. Use of a compound of formula (I), or a pharmaceutically acceptable salt or solvate thereof, as claimed in any one of claims 1 to 7 in the manufacture of a medicament for use in treating chronic obstructive pulmonary disease.

15. Use of a compound of formula (I), or a pharmaceutically acceptable salt or solvate thereof, as claimed in any one of claims 1 to 7 in the manufacture of a medicament for use in treating asthma.

25

16. Use of a compound of formula (I), or a pharmaceutically acceptable salt or solvate thereof, as claimed in any one of claims 1 to 7 in the manufacture of a medicament for use in treating multiple sclerosis.

17. A method of treating an inflammatory disease which comprises administering to a patient in need thereof a therapeutically effective amount of a compound of formula (I), or

30

a pharmaceutically acceptable salt or solvate thereof, as claimed in any one of claims 1 to 7.

18. A method of treating an airways disease which comprises administering to a patient in
s need thereof a therapeutically effective amount of a compound of formula (I), or a
pharmaceutically acceptable salt or solvate thereof, as claimed in any one of claims 1 to 7.

INTERNATIONAL SEARCH REPORT

International application No.

PCT/SE 02/01487

A. CLASSIFICATION OF SUBJECT MATTER		
IPC7: C07D 413/04, C07D 413/14, A61K 31/5377, A61P 11/00, A61P 19/00, A61P 31/00, A61P 37/00		
According to International Patent Classification (IPC) or to both national classification and IPC		
B. FIELDS SEARCHED		
Minimum documentation searched (classification system followed by classification symbols)		
IPC7: C07D, A61K, A61P		
Documentation searched other than minimum documentation to the extent that such documents are included in the fields searched		
SE,DK,FI,NO classes as above		
Electronic data base consulted during the international search (name of data base and, where practicable, search terms used)		
EPO-INTERNAL, CHEM.ABS.DATA		
C. DOCUMENTS CONSIDERED TO BE RELEVANT		
Category*	Citation of document, with indication, where appropriate, of the relevant passages	Relevant to claim No.
A	WO 0102381 A1 (ASTRAZENECA UK LIMITED), 11 January 2001 (11.01.01) --	1-18
A	WO 0066559 A1 (SCHERING CORPORATION), 9 November 2000 (09.11.00) -- -----	1-18
<input type="checkbox"/> Further documents are listed in the continuation of Box C. <input checked="" type="checkbox"/> See patent family annex.		
* Special categories of cited documents: "A" document defining the general state of the art which is not considered to be of particular relevance "E" earlier application or patent but published on or after the international filing date "L" document which may throw doubts on priority claim(s) or which is cited to establish the publication date of another citation or other special reason (as specified) "O" document referring to an oral disclosure, use, exhibition or other means "P" document published prior to the international filing date but later than the priority date claimed "T" later document published after the international filing date or priority date and not in conflict with the application but cited to understand the principle or theory underlying the invention "X" document of particular relevance: the claimed invention cannot be considered novel or cannot be considered to involve an inventive step when the document is taken alone "Y" document of particular relevance: the claimed invention cannot be considered to involve an inventive step when the document is combined with one or more other such documents, such combination being obvious to a person skilled in the art "&" document member of the same patent family		
Date of the actual completion of the international search		Date of mailing of the international search report
22 November 2002		25-11-2002
Name and mailing address of the ISA/ Swedish Patent Office Box 5055, S-102 42 STOCKHOLM Facsimile No. +46 8 666 02 86		Authorized officer EVA JOHANSSON/BS Telephone No. +46 8 782 25 00

INTERNATIONAL SEARCH REPORT

International application No.
PCT/SE02/0487

Box I Observations where certain claims were found unsearchable (Continuation of item 1 of first sheet)

This international search report has not been established in respect of certain claims under Article 17(2)(a) for the following reasons:

1. Claims Nos.: 17-18
because they relate to subject matter not required to be searched by this Authority, namely:
see next sheet
2. Claims Nos.:
because they relate to parts of the international application that do not comply with the prescribed requirements to such an extent that no meaningful international search can be carried out, specifically:
3. Claims Nos.:
because they are dependent claims and are not drafted in accordance with the second and third sentences of Rule 6.4(a).

Box II Observations where unity of invention is lacking (Continuation of item 2 of first sheet)

This International Searching Authority found multiple inventions in this international application, as follows:

1. As all required additional search fees were timely paid by the applicant, this international search report covers all searchable claims.
2. As all searchable claims could be searched without effort justifying an additional fee, this Authority did not invite payment of any additional fee.
3. As only some of the required additional search fees were timely paid by the applicant, this international search report covers only those claims for which fees were paid, specifically claims Nos.:
4. No required additional search fees were timely paid by the applicant. Consequently, this international search report is restricted to the invention first mentioned in the claims; it is covered by claims Nos.:

Remark on Protest

- The additional search fees were accompanied by the applicant's protest.
 No protest accompanied the payment of additional search fees.

INTERNATIONAL SEARCH REPORT

International application No.
PCT/SE02/01487

Claims 17-18 relate to methods of treatment of the human or animal body by surgery or by therapy/diagnostic methods practised on the human or animal body/Rule. 39.1.(iv)). Nevertheless, a search has been executed for these claims. The search has been based on the alleged effects of the compounds/compositions.

INTERNATIONAL SEARCH REPORT

Information on patent family members

28/10/02

International application No.

PCT/SE 02/01487

Patent document cited in search report			Publication date	Patent family member(s)		Publication date
WO	0102381	A1	11/01/01	AU	5692500 A	22/01/01
				EP	1196404 A	17/04/02
				SE	9902551 D	00/00/00

WO	0066559	A1	09/11/00	AU	4501000 A	17/11/00
				BR	0010607 A	13/02/02
				CN	1349504 T	15/05/02
				CZ	20013941 A	17/04/02
				EP	1175402 A	30/01/02
				NO	20015365 A	03/01/02
				SK	15672001 A	04/06/02
TR	200103213 T	00/00/00				
