

R. M. AUSTIN.

Improvement in Wardrobe-Bedsteads.

No. 127,546.

Patented June 4, 1872.

Fig. 1

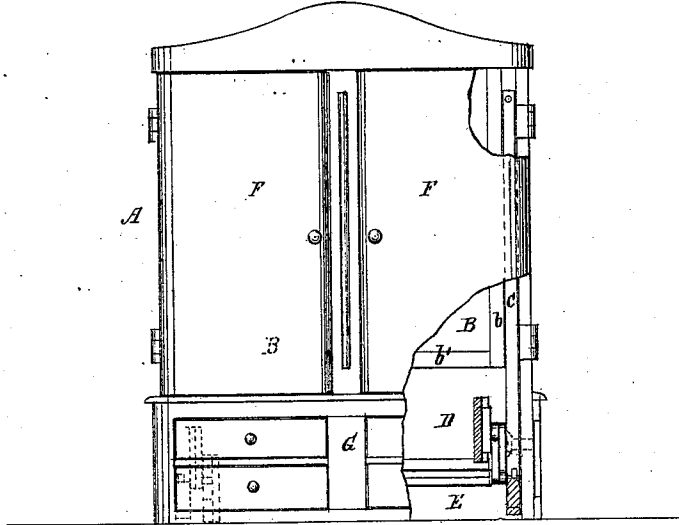


Fig. 2.

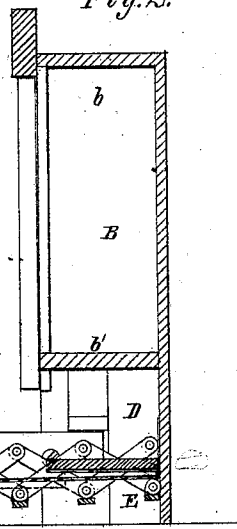
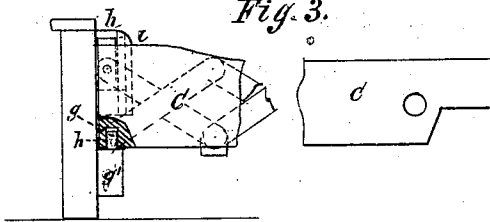


Fig. 3.



Witnesses:

G. Mathys.

George Kemon

Inventor:

Robert M. Austin

PER

Attorneys.

UNITED STATES PATENT OFFICE.

ROBERT M. AUSTIN, OF PHILADELPHIA, PENNSYLVANIA.

IMPROVEMENT IN WARDROBE-BEDSTEADS.

Specification forming part of Letters Patent No. 127,546, dated June 4, 1872.

Specification describing a Wardrobe and Bedstead Combined, invented by ROBERT M. AUSTIN, of Philadelphia, in the county of Philadelphia and State of Pennsylvania.

The invention consists, first, in pivoting the side pieces of a bedstead, between a wardrobe and outer casing, so that they may be readily brought out or concealed. It consists, secondly, in separate chambers, so arranged below the wardrobe as to receive all parts of the bedstead and mattress. It consists, thirdly, in combining the essential parts.

Figure 1 is a front elevation, partly in section. Fig. 2 is a longitudinal and vertical section through bedstead and wardrobe; Fig. 3, a detail side view, partly in section.

A is a wardrobe-case, or it may be made to represent the case of a secretary or any other article of furniture, which has a considerable height. B is an inside chamber, having separate walls *b b* and bottom *b'*. Between these walls *b b* and those of the case are left spaces to receive the side pieces C C, which are pivoted at their lower ends to the side of casing A. Under this chamber B is a chamber, D, and a chamber, E, which are separated by a partition, *d*. F F are the doors of chamber B, and G is the front of chamber D E, made in imitation of a series of drawers. To the sides of the casing A and to the front G are attached a pair of extensible lazy-tongs, H H, and to the bottom of these lazy-tongs are attached the slats I. The lazy-tongs are connected with the drawer-front piece G by means of the locking-pieces *h h* and *i i*. The side pieces C C have perforations under their front ends, which pass over studs *g g*, placed in the top of block *g' g'* on the said drawer-front. J is the ticking, fastened to back of casing A at one end, and at the other end to the front G.

The application is as follows: By drawing the foot-board G horizontally outward on the

floor of the room, the lazy-tongs, slats, and ticking are all brought out into their proper position, and the pivoted side pieces C C turned down and locked to the drawer-front G. The bed or mattress being now placed between the lazy-tongs, they reach a little above the bottoms of the doors F F, against which the pillows are placed. Thus the imitated drawer-front G becomes the foot-board, and the wardrobe, secretary, or other casing, A, becomes the head of the bedstead. The folding or sectional mattress being placed in the chamber D on partition *d*, and the bed-clothes being placed either in this chamber or in the chamber B, the side pieces C C are swung up between casing and chamber B, and the foot-board G pushed into position as an imitation of a drawer-front. As this latter operation is performed, the ticking and slats are forced under the partition *d*, and into the bottom chamber E.

Having thus described my invention, what I claim as new, and desire to secure by Letters Patent, is—

1. The pivoted side pieces C C of a bedstead, combined with a casing, A, and chamber B, as described, so as to be turned in and out of the space between them, as and for the purpose described.

2. The chambers D E, separated by partition *d* from upper part of a casing, A, combined, as described, with the lazy-tongs H H, slats I, and ticking J, so as to receive said parts and allow room for the mattress, as set forth.

3. The wardrobe and bedstead, composed of casing A, chambers B D E, side pieces C C, lazy-tongs H, slats I, and imitated drawer-front G, combined as described.

ROBT. M. AUSTIN.

Witnesses:

WM. D. MOULDER,
JAMES E. REYNOLDS.