



US00D799849S

(12) **United States Design Patent**  
**Giotti**

(10) **Patent No.:** **US D799,849 S**

(45) **Date of Patent:** **\*\* Oct. 17, 2017**

(54) **CHAIR**

(71) Applicant: **TON a.s.**, Bystrice pod Hostynem (CZ)

(72) Inventor: **Gaia Giotti**, Florence (IT)

(73) Assignee: **TON A.S.**, Bystrice Pod Hostynem (CZ)

(\*\*) Term: **15 Years**

(21) Appl. No.: **29/568,319**

(22) Filed: **Jun. 16, 2016**

(30) **Foreign Application Priority Data**

Dec. 16, 2015 (EM) ..... 002912691-0005

Dec. 16, 2015 (EM) ..... 002912691-0006

(51) **LOC (10) Cl.** ..... **06-01**

(52) **U.S. Cl.**  
USPC ..... **D6/380**

(58) **Field of Classification Search**

USPC ..... D6/334, 349-350, 364-368, 374, 375,  
D6/379, 380, 403, 405, 406.6, 654-654.1,  
D6/678-678.2, 682.1-682.6, 684-686,  
D6/691, 691.8-691.9, 698, 699, 705,  
D6/705.5, 707.19, 708, 708.21, 716;  
297/239, 284.4, 440.22, 452.18, 452.24,  
297/452.26, 452.28, 452.32-452.33,  
297/452.37  
CPC .... A47C 7/02; A47C 7/44; A47C 7/46; A47C  
7/48; A47C 7/54; A47C 7/386; A47C  
7/462; A47C 1/10; A47C 1/031; B60N  
2/02; B60N 2/22; B60N 2/44

See application file for complete search history.

(56) **References Cited**

**U.S. PATENT DOCUMENTS**

3,031,227 A \* 4/1962 Buren, Jr. .... A47C 3/04  
297/239  
D516,830 S \* 3/2006 Leist ..... D6/373

D518,656 S \* 4/2006 Van Hooydonk ..... D6/374  
D597,757 S \* 8/2009 Barbieri ..... D6/374  
D607,661 S \* 1/2010 Chadwick ..... D6/380  
D654,286 S \* 2/2012 Gasca Burges ..... D6/380  
D655,932 S \* 3/2012 Ashby ..... D6/368  
D656,336 S \* 3/2012 Neil ..... D6/379  
D666,838 S \* 9/2012 Schoenhals ..... D6/348  
D673,788 S \* 1/2013 Schoenhals ..... D6/380  
D679,515 S \* 4/2013 Hsu ..... D6/374  
D681,360 S \* 5/2013 Hartman ..... D6/369  
D704,470 S \* 5/2014 Welborn ..... D6/379

(Continued)

*Primary Examiner* — Manpreet Matharu

*Assistant Examiner* — Keith Wilson

(74) *Attorney, Agent, or Firm* — Birch, Stewart, Kolasch  
& Birch, LLP

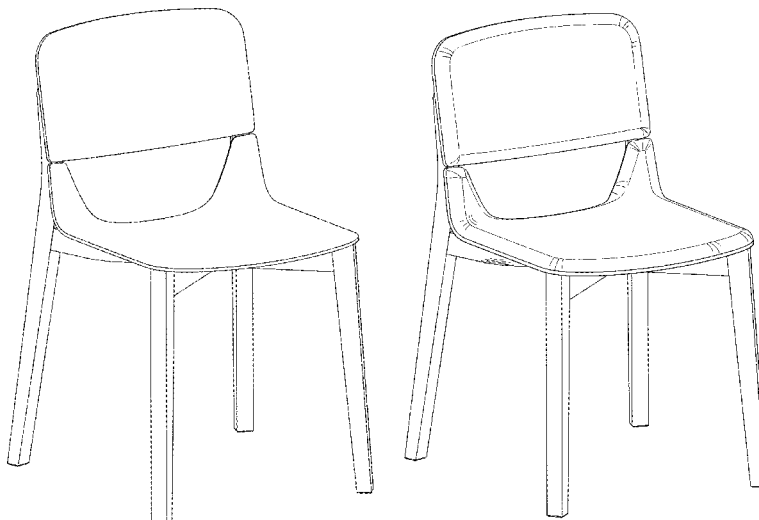
(57) **CLAIM**

The ornamental design for a chair, as shown and described.

**DESCRIPTION**

FIG. 1 is a front, left perspective view of a first embodiment of the chair showing my new design;  
FIG. 2 is a left side view thereof, the right side view being a mirror image thereof;  
FIG. 3 is a rear view thereof;  
FIG. 4 is a front view thereof;  
FIG. 5 is a top plan view thereof;  
FIG. 6 is a bottom plan view thereof;  
FIG. 7 is a front, left perspective view of a second embodiment of the chair with an upholstered seat and back showing my new design;  
FIG. 8 is a left side view thereof, the right side view being a mirror image thereof;  
FIG. 9 is a rear view thereof;  
FIG. 10 is a front view thereof;  
FIG. 11 is a top plan view thereof; and,  
FIG. 12 is a bottom plan view thereof.

**1 Claim, 12 Drawing Sheets**



(56)

**References Cited**

U.S. PATENT DOCUMENTS

D739,663	S	*	9/2015	Yuglich .....	D6/380
D752,356	S	*	3/2016	Tiet .....	D6/374
D760,525	S	*	7/2016	Piretti .....	D6/380
D761,606	S	*	7/2016	Piretti .....	D6/380
D763,003	S	*	8/2016	Moscheri .....	D6/380
D763,004	S	*	8/2016	Moscheri .....	D6/380
D770,193	S	*	11/2016	Duvigneau .....	D6/369
D785,966	S	*	5/2017	Dinunzio .....	D6/374
D787,849	S	*	5/2017	Lin .....	D6/376

\* cited by examiner



FIG. 1

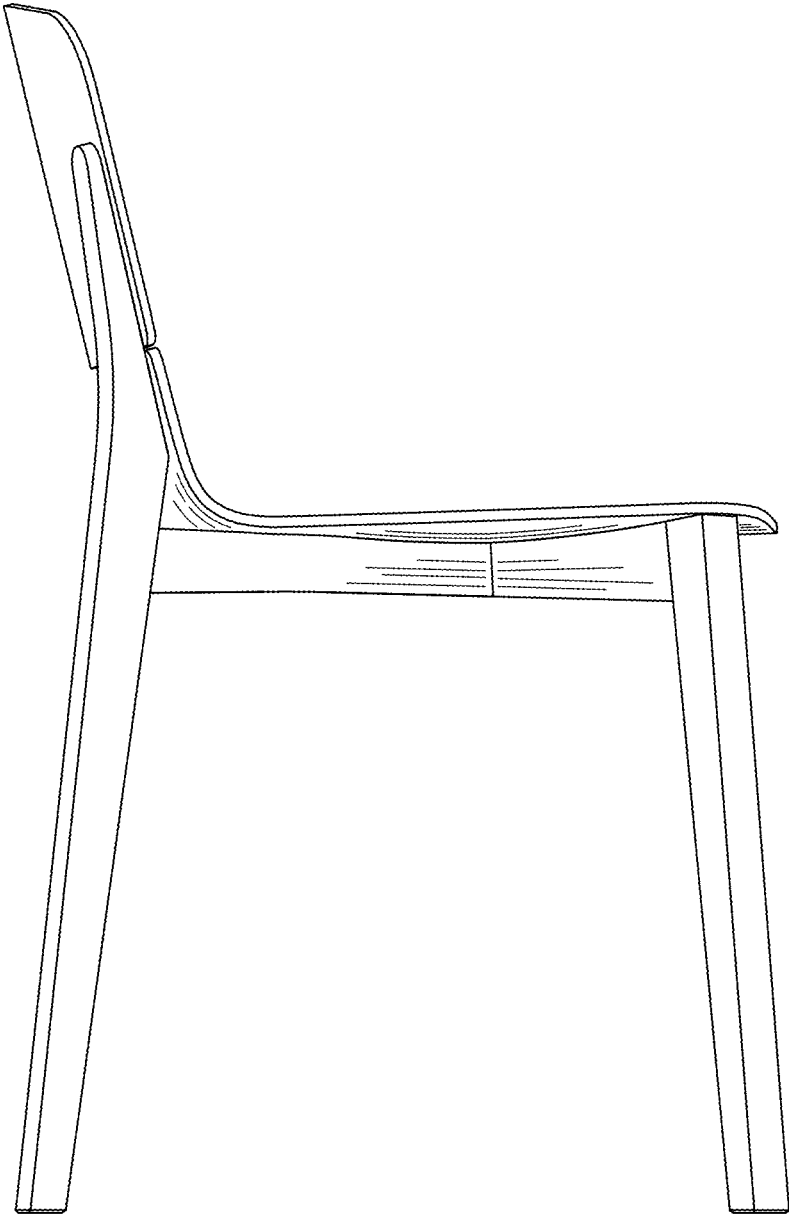


FIG.2




FIG. 3

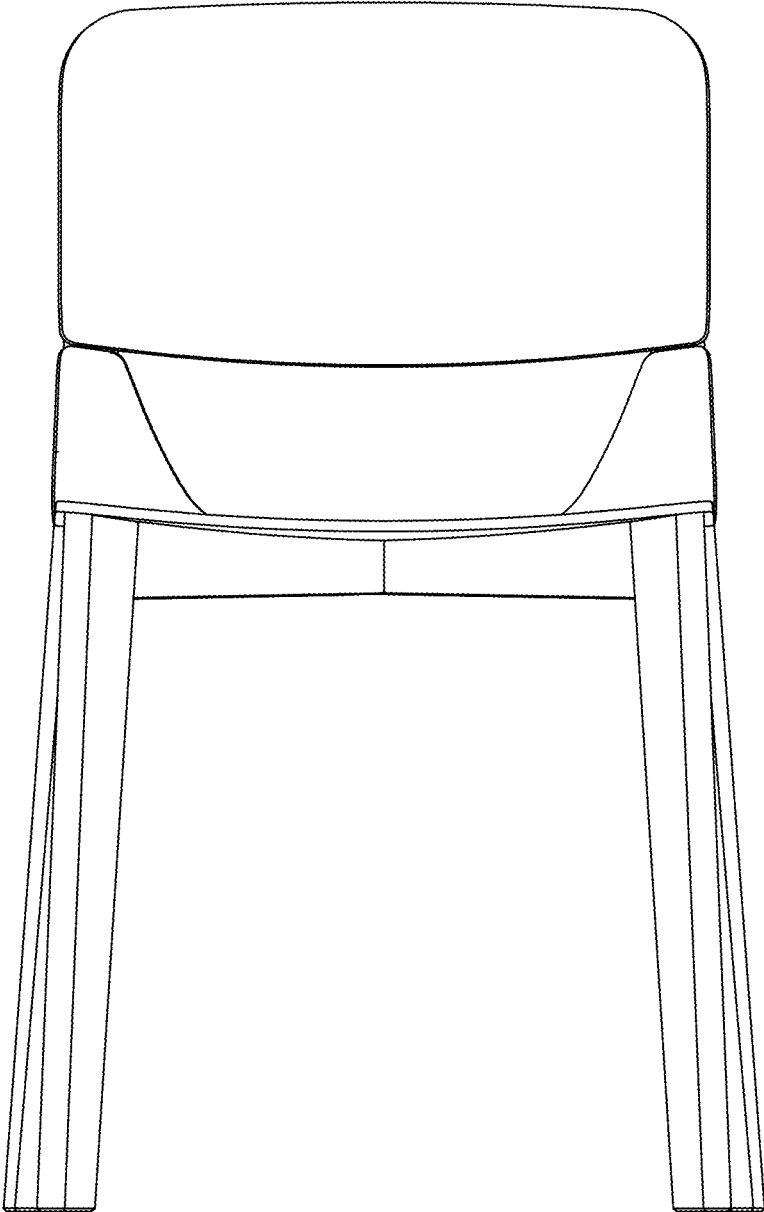


FIG.4




FIG.5

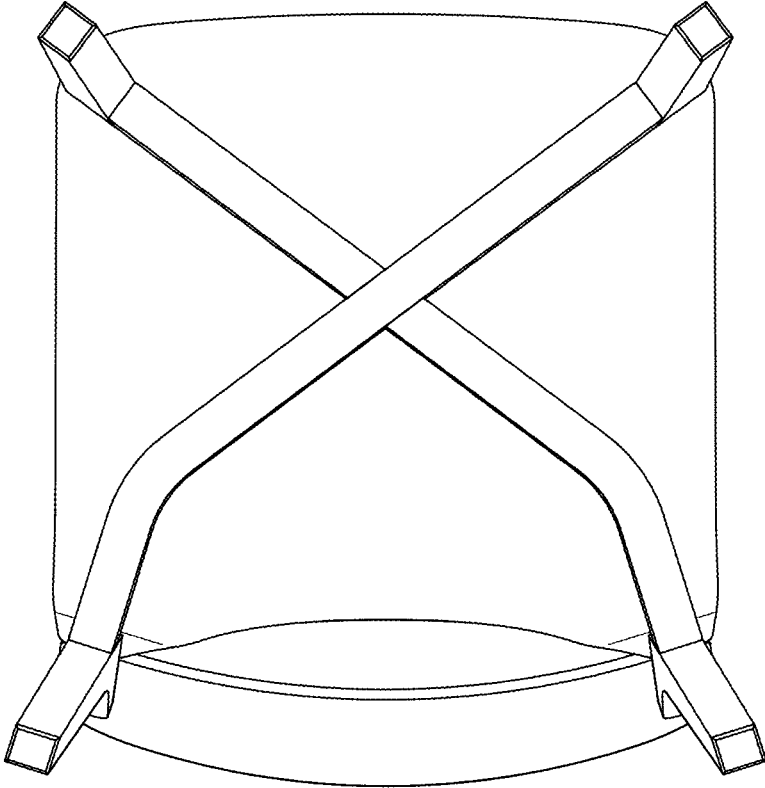


FIG. 6



FIG.7

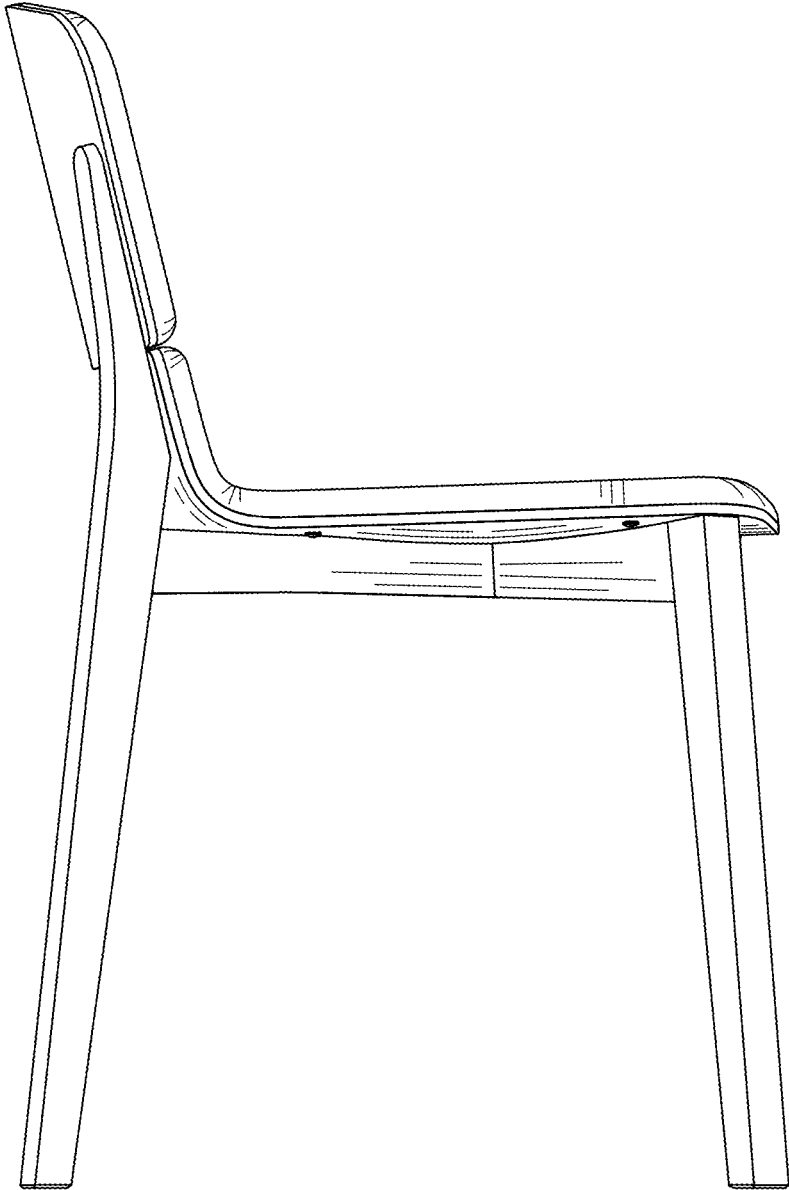


FIG.8

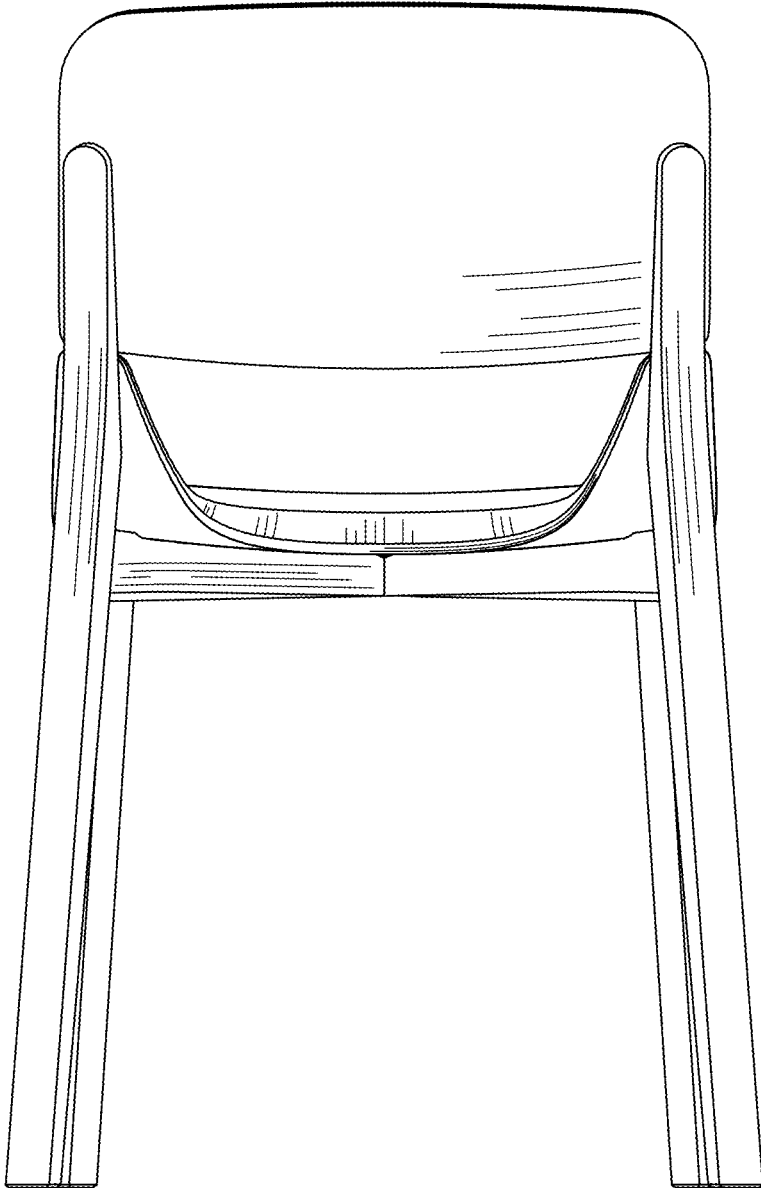


FIG. 9




FIG.10




FIG.11

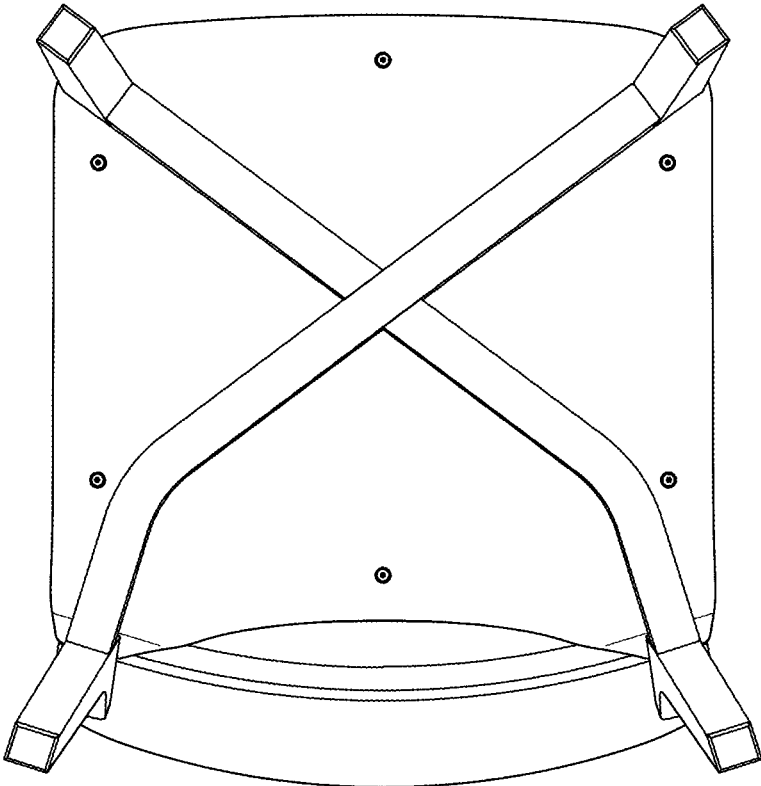


FIG. 12