



US00D428482S

United States Patent [19]

[11] Patent Number: **Des. 428,482**

Lee

[45] Date of Patent: **** Jul. 18, 2000**

[54] **COMBINED CEILING FAN AND LIGHT FIXTURE**

D. 414,258 9/1999 Yao D23/411

[76] Inventor: **Ching-Tan Lee**, No.52, Lane 480, Sec 2, Fenghsi Rd., Taichung Hsien, Taiwan

Primary Examiner—Lisa Lichtenstein
Attorney, Agent, or Firm—Rosenberg, Klein & Lee

[**] Term: **14 Years**

[57] CLAIM

[21] Appl. No.: **29/113,567**

The ornamental design for a combined ceiling fan and light fixture, as shown and described.

[22] Filed: **Nov. 9, 1999**

DESCRIPTION

[51] **LOC (7) Cl.** **23-04**

[52] **U.S. Cl.** **D23/377; D26/59**

[58] **Field of Search** **D23/377, 379, D23/385, 411, 413; 416/5; D26/59**



FIG. 1 is a front-left-bottom perspective view of a combined ceiling fan and light fixture, showing my new design; FIG. 2 is a front elevational view thereof, on a reduced scale; FIG. 3 is a rear elevational view thereof, on a reduced scale; FIG. 4 is a left side elevational view thereof, on a reduced scale; FIG. 5 is a right side elevational view thereof, on a reduced scale; and FIG. 6 is a top plan view thereof, on a reduced scale; and FIG. 7 is a bottom plan view thereof, on a reduced scale.

[56] References Cited

U.S. PATENT DOCUMENTS

- D. 256,614 8/1980 Hoyt D23/411
- D. 271,330 11/1983 Yung D23/411
- D. 392,033 3/1998 Jaspers-Fayer D23/377
- D. 400,977 11/1998 Davis, Jr. D23/411

1 Claim, 5 Drawing Sheets






FIG.1




FIG. 2




FIG. 3




FIG.5




FIG.4




FIG. 6




FIG.7