



US 20050000976A1

(19) **United States**(12) **Patent Application Publication** (10) **Pub. No.: US 2005/0000976 A1**

Keberlein

(43) **Pub. Date:****Jan. 6, 2005**(54) **WEDGED TISSUE CONTAINER**

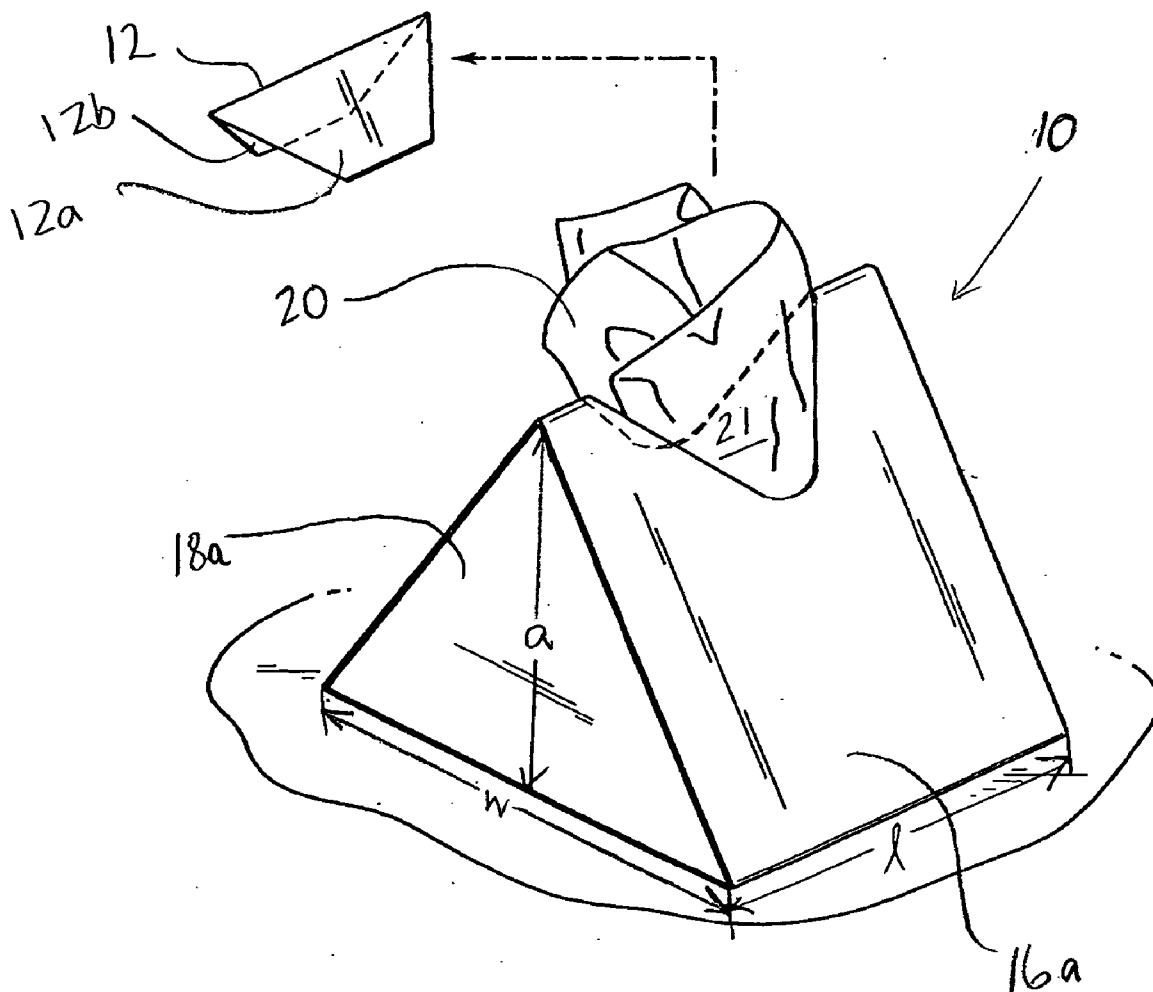
(57)

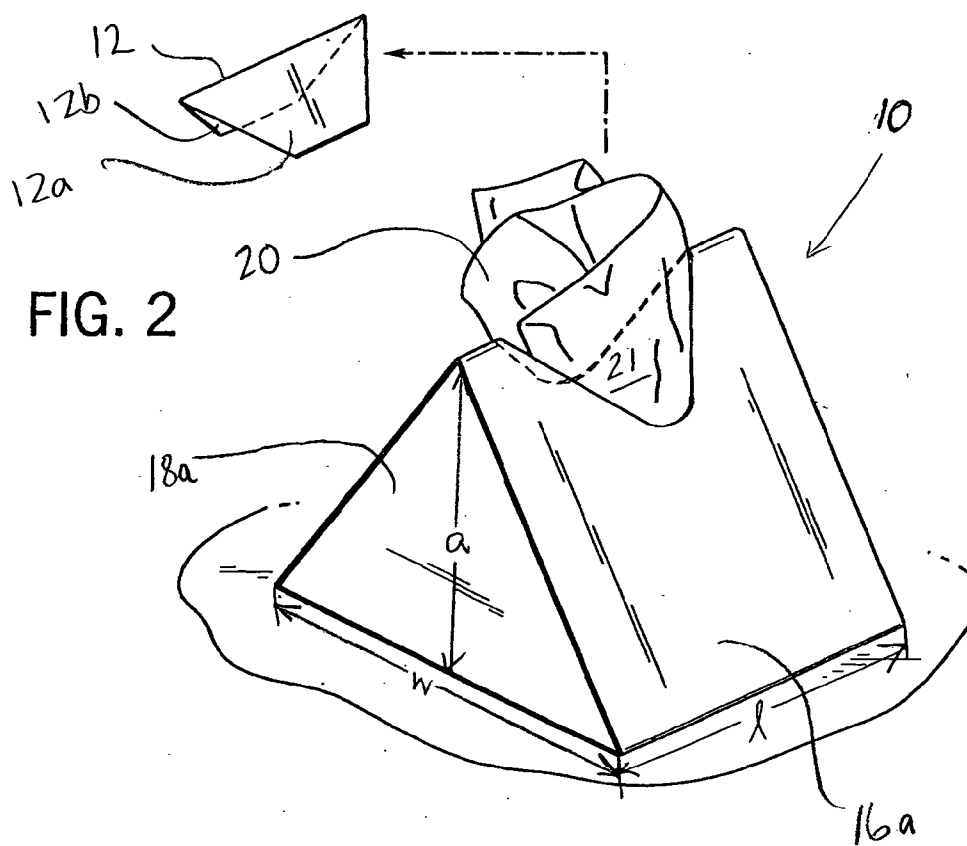
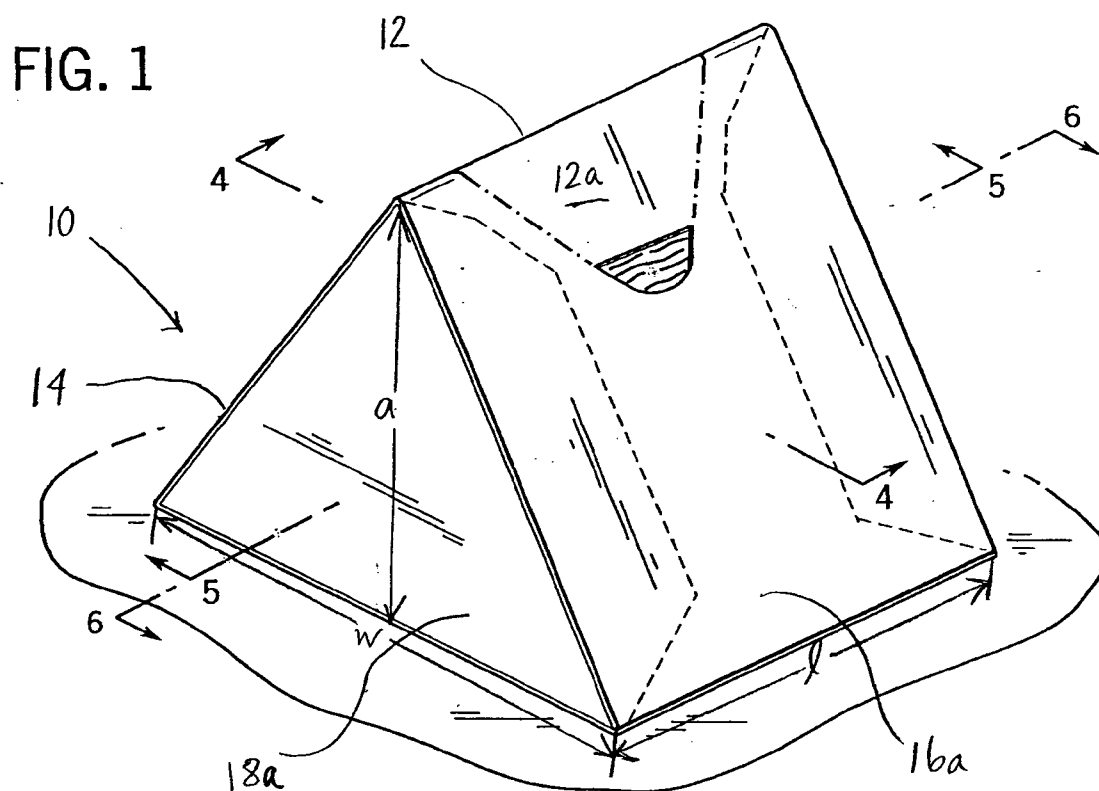
ABSTRACT(76) Inventor: **Gerald J. Keberlein**, Hortonville, WI (US)

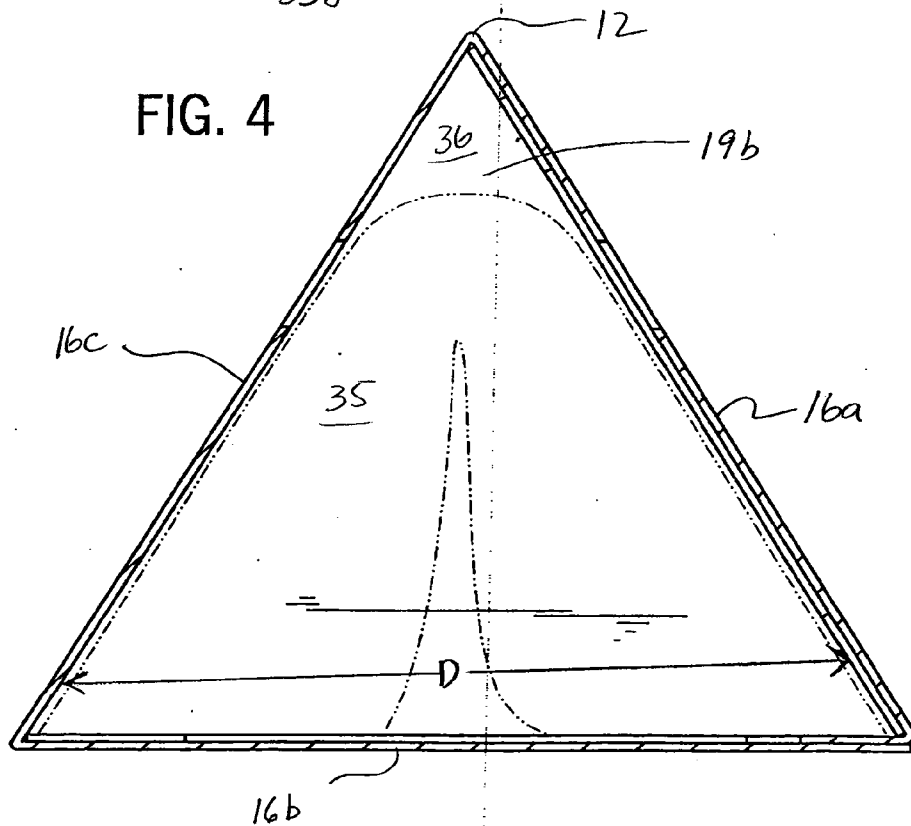
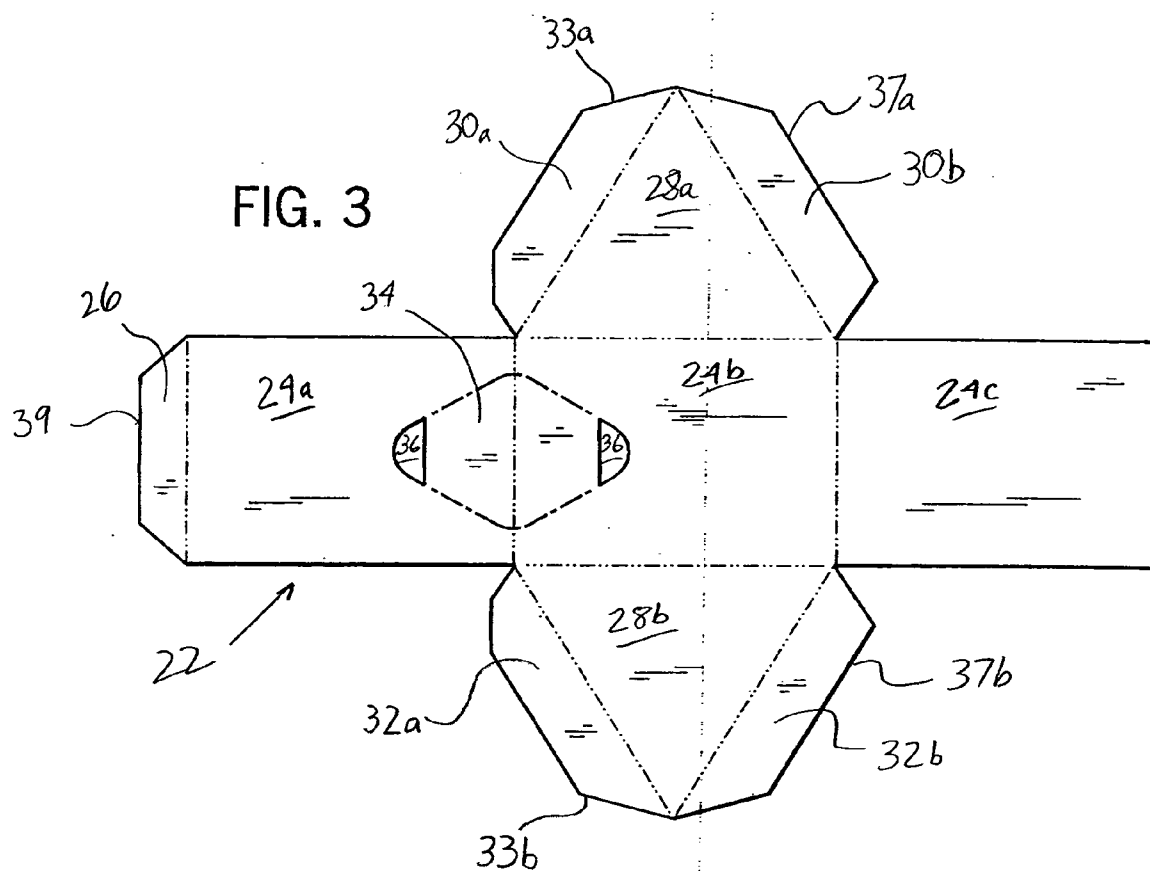
Correspondence Address:

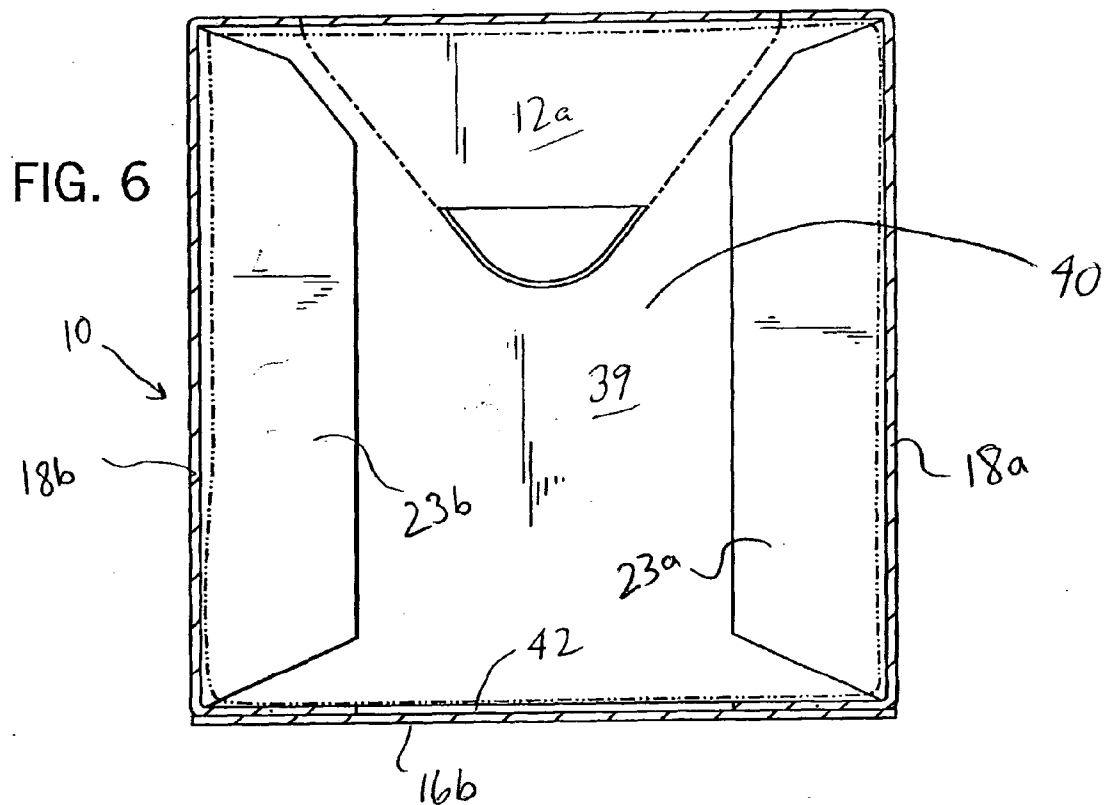
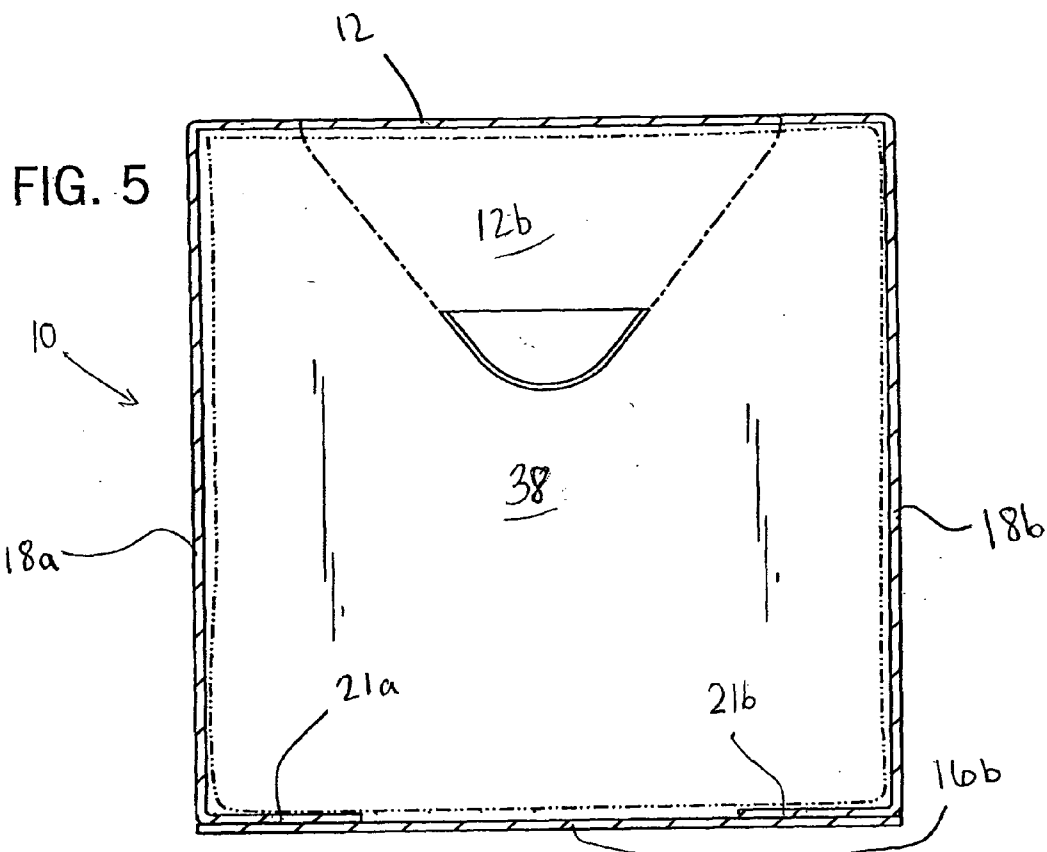
WHYTE HIRSCHBOECK DUDEK S C**555 EAST WELLS STREET****SUITE 1900****MILWAUKEE, WI 53202 (US)**(21) Appl. No.: **10/613,184**(22) Filed: **Jul. 3, 2003****Publication Classification**(51) Int. Cl.⁷ **B65H 1/00**(52) U.S. Cl. **221/63**

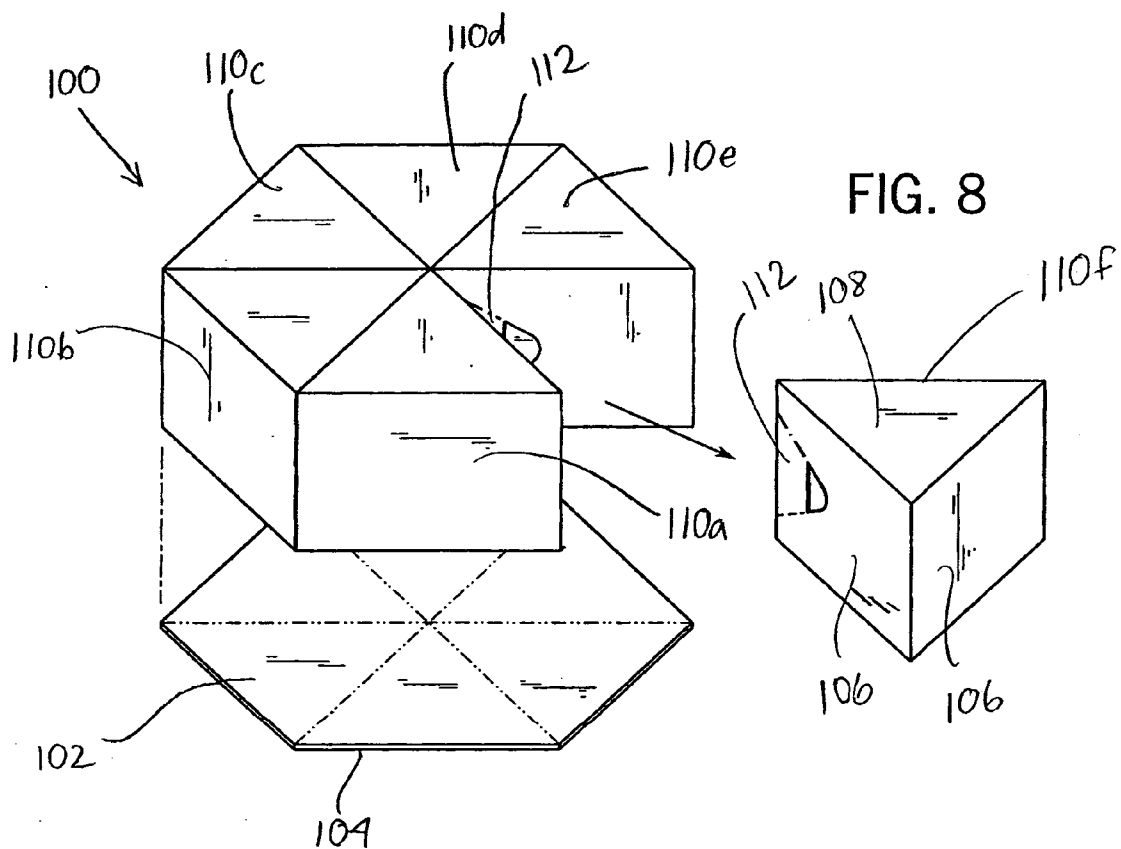
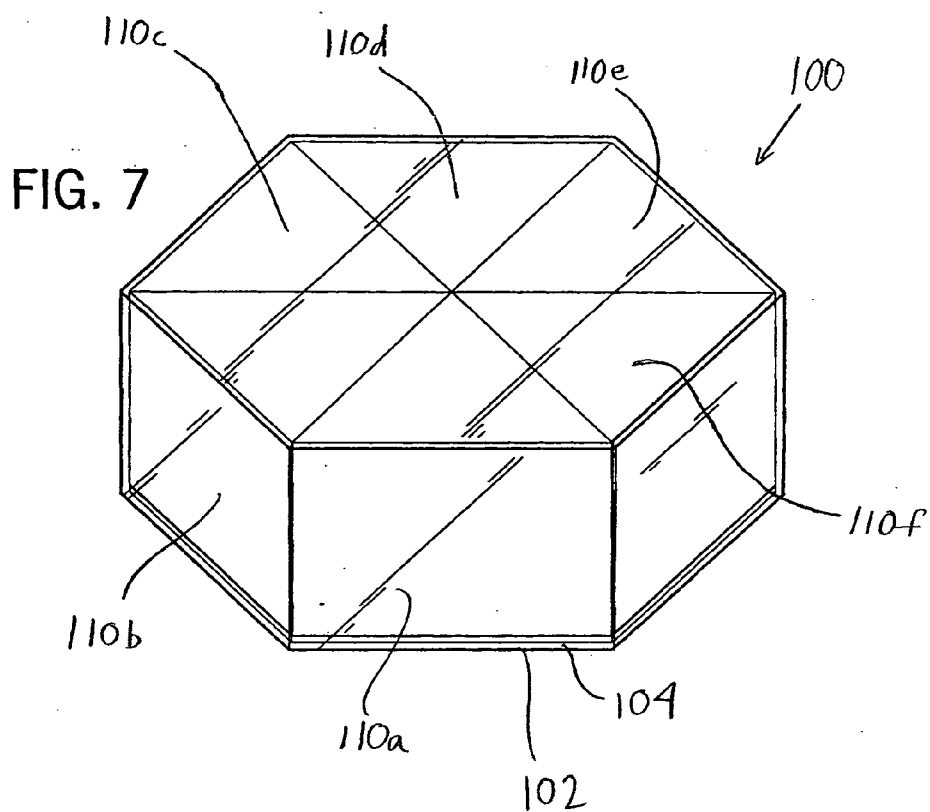
Disclosed herein is a tissue container that is readily distinguishable from other tissue containers and provides desirable marketing characteristics from the customer's vantage point. The container includes a polyhedral body having three rectangular faces and two opposing triangular surfaces, such that polyhedral body tapers narrowly when measured upwardly from a container base. The result is a wedge-shaped facial tissue container that reduces the tendency of tissues to fall back into the container. Tissue within the container is positioned against the rectangular faces so as to provide frictional support for the tissues. The container includes a removable perforated section that is formed in two of the three rectangular faces such that, when removed, an opening is formed from which tissue inside the polyhedral body can be dispensed. The wedge-shaped container may be packaged with other similar containers in an arrangement so as to constitute an attractive point of purchase display. The plurality of containers can be arranged in geometric fashion, for example, in a hexagonal format, so as to promote and/or facilitate transporting, stacking, displaying and/or storing of multiple containers.











WEDGED TISSUE CONTAINER

BACKGROUND OF THE INVENTION

[0001] The invention relates generally to tissue containers. More particularly, the invention relates to a facial tissue container in the form of a triangular wedge having a dispenser that dispenses the facial tissue through the two meeting faces at the top of the triangular wedge.

[0002] One of the problems with rectangular and square boxes for dispensing facial tissue is that the tissue in the container tends to fall back into the box after dispensing of the previous sheet of tissue occurs. "Fall back" results when the number of tissues within a carton decreases and thus the distance between the top-most tissue and the carton dispensing opening increases. At a certain critical distance (typically when about one third to one quarter of the tissues remains in the container), the top-most tissue falls back into the carton, rather than being retained or supported, usually at or by the container opening, for easy removal. Thus, the fall back problem increases with the emptying of the box, and the final tissues following the last one-third to one-quarter tissues can become difficult or inconvenient to remove.

[0003] Also, as additional types of tissue and packaging are developed, it is an increasing goal of the seller of facial tissue that the containers are able to attract purchaser interest at the point of sale. The ability to package a tissue container in an attractive point of purchase display increases visibility and ultimately, sales of the underlying facial tissue product. Traditional rectangular or square cube tissue containers are limited in the number of different commercially feasible packaging options that may differentiate the tissue container from other tissue containers in the facial tissue market.

[0004] Therefore, it would be desirable to have a facial tissue container that reduces the tendency of the tissues to fall back into the container.

[0005] Also, it would also be desirable to have a tissue container that is readily distinguishable from other tissue containers and that provides desirable marketing characteristics as seen by the customer and that may be packaged in an attractive arrangement in a point of purchase display or at the point of sale.

BRIEF SUMMARY OF THE INVENTION

[0006] Disclosed herein is a wedged tissue container. The container comprises a polyhedral body defined by three contiguous rectangular faces and two opposing triangular faces. The triangular faces are separated from each other by the three rectangular faces. A removable, perforated section is formed in two of the three rectangular faces such that, when removed, an opening is formed from which tissue positioned inside the polyhedral body can be dispensed.

[0007] A blank, a package, and a combination of the tissue container with tissue are also disclosed herein.

[0008] Other objects, aspects and advantages of the present invention will become more apparent to those skilled in the art in view of the following description and the accompanying drawings.

BRIEF DESCRIPTION OF THE DRAWINGS

[0009] The drawings illustrate the best mode presently contemplated for carrying out the invention.

[0010] In the drawings:

[0011] FIG. 1 is a perspective view of a wedged tissue container having a removable cover flap according to one aspect of the present invention;

[0012] FIG. 2 is a perspective view of the container of FIG. 1 showing the cover flap removed from the container to expose tissue within the container;

[0013] FIG. 3 is a top plan view of a blank for constructing the container of FIG. 1;

[0014] FIG. 4 is a side sectional view of the container taken along line 4-4 of FIG. 1;

[0015] FIG. 5 is a side sectional view of the container taken along line 5-5 of FIG. 1;

[0016] FIG. 6 is a side sectional view of the container taken along line 6-6 of FIG. 1;

[0017] FIG. 7 is a perspective view of a package having multiple wedged tissue containers; and

[0018] FIG. 8 is a partially exploded perspective view of the package of FIG. 7 showing a supporting base and with one of the wedged tissue containers removed.

DETAILED DESCRIPTION OF THE INVENTION

[0019] FIG. 1 is a perspective view of a wedged tissue container 10 having a removable perforated section 12 including portions 12a-b (with 12b hidden) according to one aspect of the present invention. Wedged tissue container 10 includes a polyhedral body 14 that is defined by three contiguous rectangular faces, with face 16a visible, and two opposing triangular faces, with face 18a visible. The triangular faces are separated from each other by the rectangular faces.

[0020] FIG. 2 is a perspective view of container 10 showing the removable perforated section 12 removed from the container, again with rectangular face 16a visible, so as to expose tissue 20 that is dispensed from within the container. As illustrated, the perforated section 12 is folded to delineate portions 12a-b. Section 12 provides effective covering for the container and prevents undesired dispensing of the tissue from the container, for example, during transport. Container 10 is constructed such that section 12 can be easily removed prior to use by the consumer.

[0021] Removal of section 12 creates an aperture 21 through which tissue 20 can be dispensed. Moreover, in the embodiment shown, aperture 21 takes the form of a substantially V-shaped notch in each of the rectangular faces (with face 16a visible). As a practical matter, the notch can take any desired shape, although it is preferred to eliminate sharp corners, which can cause the tissue to snag or tear as it is dispensed. In an alternate configuration, a thin plastic film can be used in combination with, or instead of, section 12. The plastic film can be designed and positioned to span across the aperture 21 and may include a slit to assist in dispensing the tissue.

[0022] In a preferred embodiment, the triangular faces of the container can be equilateral in shape. In another embodiment, the rectangular faces can be square in shape. Ultimately, the exact sizes and shapes of the faces depend on the length "l", width "w", and altitude "a" selected for the container.

[0023] FIG. 3 is a top plan view of a blank 22 for constructing the container of FIG. 1. Blank 22 includes three contiguous rectangular portions 24a-c. In the embodiment shown, tab 26 extends from rectangular portion 24a, which is one of the three contiguous rectangular portions. Blank 22 further includes two triangular portions 28a-b, with each of the triangular portions joined to at least one of the contiguous rectangular portions 24a-c, and as shown, specifically the triangular portions are joined to rectangular portion 24b.

[0024] As illustrated, a plurality of flaps 30a-b and 32a-b extend from each of the two triangular portions 28a-b, respectively. In the embodiment shown, flap 30a and flap 32a have four-sided edges 33a and 33b, respectively, and flaps 30b and 32b have four-sided edges 37a and 37b, respectively. In addition, tab 26 has a three-sided edge 39. The precise shape and make-up of each of the flaps and/or tabs is selected to promote ease and durability of container construction. Two rectangular portions 24a-b, which are located adjacent one another, include removable perforated section 34. Moreover, the adjacent rectangular portions 24a-b include openings 36 for facilitating removal of the perforated section 34. Prior to construction of the container, perforated section 34 preferably has a truncated trapezoidal shape, but may take other shapes as well to promote or facilitate tissue removal from the container. As shown, following construction of the container, the removable section is bent to form an edge which corresponds to an apex of the polyhedral body.

[0025] FIG. 4 is a side sectional view of container 10 taken along line 4-4 of FIG. 1. Container 10 includes three contiguous rectangular faces 16a-c. Triangular interior surface 19b is also shown. In this embodiment, the removable, perforated section 12 is formed in two of the three rectangular faces, namely faces 16a and 16c, such that, when removed, the section results in an opening from which tissue 35 (shown in phantom) positioned within the interior 36 of the polyhedral body 10 can be dispensed. As illustrated, interior cross-sectional distance D generally decreases from base 16b to the top of the container, namely the vertex of section 12. D equals the distance between faces 16a and 16c. The decrease in distance D promotes the reduction or minimization of tissue fall back. The frictional forces between the tissue and walls 16a and 16c tends to reduce the occurrence of the tissue falling completely to base 16c.

[0026] Tissues 35 are generally inserted in a folded configuration made up of a plurality of individual tissues. The tissues are preferably interfolded or interleaved so that each tissue is at least partially folded with the adjacent tissue. As one tissue is pulled up out of container 10, the next tissue will be raised up and, when desired, similarly dispensed.

[0027] FIG. 5 is a side sectional view of the container taken along line 5-5 of FIG. 1 showing a portion 38 of the container interior. As shown, triangular faces 18a-b are joined to at least one of the contiguous rectangular faces, for

example face 16b. Flap 21a extends from triangular face 18a and flap 21b extends from face 18b to connect each of the triangular faces to base 16b.

[0028] FIG. 6 is a side sectional view of the container 10 taken along line 6-6 of FIG. 1 showing another portion 39 of the container interior. As shown, triangular faces 18a-b are joined to at least one of the contiguous rectangular faces, for example face 16b. In this instance, flap 23a extends from triangular face 18a and flap 23b extends from face 18b to connect each of the triangular faces to rectangular face 40 (the opposite side of face 16a of FIG. 1). Also connected to face 40 is flap 42, which connects face 40 to face 16b.

[0029] FIG. 7 is a perspective view of a package 100 having multiple wedged tissue containers 110a-f, while FIG. 8 is a partially exploded perspective view of the package having a supporting base 102 and with one of the wedged tissue containers 110f removed or displaced from the other containers. Package base 102 has a perimeter 104, and in a preferred embodiment the perimeter defines a hexagon. Each of the multiple wedged tissue containers includes a polyhedral body, with the plurality of polyhedral bodies arranged to align with the base perimeter 104. Each of the polyhedral bodies further comprises three contiguous rectangular faces and two opposing triangular faces as described above with respect to the container 10 of FIG. 1, for example, rectangular face 106 and triangular face 108. Again, the triangular faces are separated from each other by the three rectangular faces. Each of the containers includes a removable, perforated section, such as section 112, which again is formed in two of the three rectangular faces as described previously.

[0030] The individual wedged containers can incorporate a variety of decorative features, including images, graphics, text, as well as combinations of these features with items, such as fresnel and/or lenticular lenses to create a special (e.g., multidimensional) effect. In other words, decorative or specialty features can be selected and added to the exterior of the container as desired to create the desired effect for the user, particularly at the point of purchase.

[0031] In one preferred embodiment, there are six polyhedral bodies that are arranged to conform to the perimeter of the hexagonal support base 102. In another preferred embodiment, each respective removable perforated section is positioned so that it is not visible so as to maximize decorative effect of the package and so that so that the respective sections are adjacent to and generally meet one another.

[0032] The present invention has been described in terms of preferred embodiments. Equivalents, alternatives, and modifications, aside from those expressly stated herein, are possible and should be understood to be within the scope of the appending claims

What is claimed is:

1. A wedged tissue container comprising:

a polyhedral body defined by:

three contiguous rectangular faces; and

two opposing triangular faces, the triangular faces separated from each other by the three rectangular faces;

wherein a removable, perforated section is formed in two of the three rectangular faces such that, when removed, an opening is formed from which tissue positioned inside the polyhedral body can be dispensed.

2. The container of claim 1 wherein a distance between two of the rectangular faces defines a container cross-sectional distance, wherein one of the rectangular faces defines a base, and wherein the cross-sectional distance decreases as measured upwardly from the base.

3. The container of claim 1 wherein each of the opposing triangular faces is equilateral.

4. The container of claim 1 wherein the removable section is bent to form an edge which corresponds to an apex of the polyhedral body.

5. The container of claim 1 wherein the polyhedral body defines a decorative surface.

6. The container of claim 1 wherein the rectangular faces define a contiguous decorative surface.

7. A blank for use in constructing a tissue box, the blank comprising:

three contiguous rectangular portions;

a tab extending from one of the three contiguous rectangular portions;

two triangular portions, each of the triangular portions joined to at least one of the contiguous rectangular portions; and

a plurality of flaps extending from each of the two triangular portions;

wherein two rectangular portions adjacent each other include a removable perforated section and wherein each of the adjacent rectangular portions include an opening for facilitating removal of the perforated section.

8. The blank of claim 7 wherein the triangular portions are equilateral.

9. The blank of claim 7 wherein the removable section is truncated trapezoidal in shape.

10. The blank of claim 7 wherein the rectangular portions define a contiguous decorative surface.

11. A package comprising:

a base having a perimeter; and

a plurality of polyhedral bodies arranged in substantial alignment with the base perimeter, each of the polyhedral bodies further comprising:

three contiguous rectangular faces; and

two opposing triangular faces, the triangular faces separated from each other by the three rectangular faces;

wherein, in at least one of polyhedral bodies, a removable, perforated section is formed in two of the three rectangular faces such that, when removed, an opening is formed from which tissue positioned within the polyhedral body can be dispensed.

12. The package of claim 11 wherein the perimeter defines a polygon.

13. The package of claim 11 wherein the perimeter defines a hexagon.

14. The package of claim 11 wherein there are six polyhedral bodies.

15. The package of claim 11 wherein when assembled, the perforated sections are arranged so that they are adjacent one to another so as to maximize the decorative effort of the package.

16. A wedged tissue container in combination with a stack of tissues, the combination comprising:

a polyhedral body defined by:

three contiguous rectangular faces; and

two opposing triangular faces, the triangular faces separated from each other by the three rectangular faces; and

a stack of tissues positioned within an interior of the polyhedral body, the interior substantially defined by the three contiguous rectangular faces and the two opposing triangular faces;

wherein a removable, perforated section is formed in two of the three rectangular faces, such that, when removed, an opening is formed from which the tissues can be dispensed.

17. The combination of claim 16 wherein one of the rectangular faces defines a base and the remaining two rectangular faces extend upwardly in narrowly tapering fashion from the base.

18. The combination of claim 17 wherein the tissues are positioned against the remaining rectangular faces so as to provide frictional support for the tissues thereby reducing tissue fall back.

19. The combination of claim 16 wherein the opposing triangular faces are equilateral.

20. The combination of claim 16 wherein the perforated section is bent to form an edge that corresponds to an apex of the polyhedral body.

21. The combination of claim 16 wherein the stack is positioned within the interior of the polyhedral body in an inverted u-shape.

* * * * *