

Henderson & Ford,

Bed Bottom,

No. 54,902.

Patented May 22, 1866.

Fig. 1.

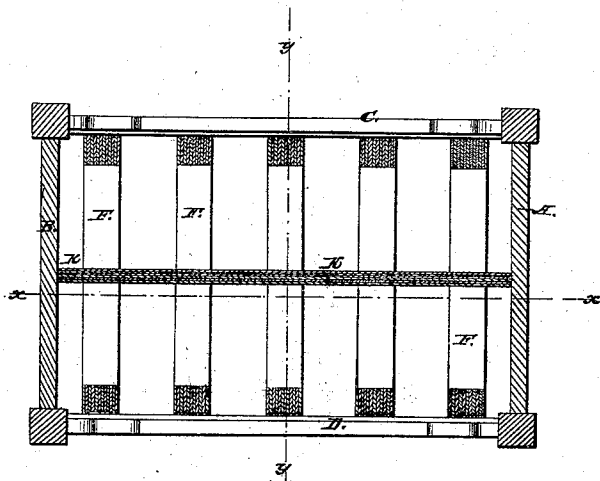


Fig. 2.

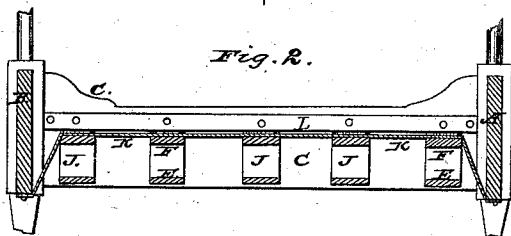
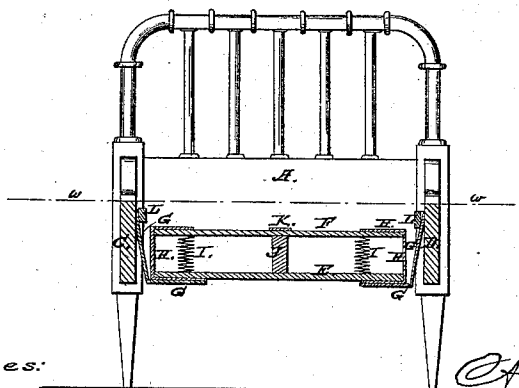


Fig. 3.



Witnesses:

J. B. Adams
Wm. Brown

Inventors.

A. R. Henderson
James Ford

J. Munroe
Attorneys

UNITED STATES PATENT OFFICE.

A. R. HENDERSON AND JAMES FORD, OF ANDOVER, NEW YORK.

IMPROVED BED-BOTTOM.

Specification forming part of Letters Patent No. 54,902, dated May 22, 1866.

To all whom it may concern:

Be it known that we, A. R. HENDERSON and JAMES FORD, of Andover, New York, have invented a new and useful Improvement in Spring Bed-Bottoms; and we do hereby declare that the following is a full, clear, and exact description of the same, reference being had to the annexed drawings, making a part of this specification, in which—

Figure 1 is a top or plan view of our improved bed-bottom and a horizontal section of the bedstead through the line *w w*, Fig. 3. Fig. 2 is a vertical longitudinal section taken through the line *x x*, Fig. 1. Fig. 3 is a vertical cross-section through the line *y y*, Fig. 1.

Our invention has for its object the furnishing an improved spring bed-bottom simple and cheap in construction and satisfactory in operation; and it consists of forming the bed-bottom of a series of pairs of transverse slats hung from the side rails of the bedstead, the ends of which are made elastic by spiral springs, and the central parts by the elasticity of slats themselves, as hereinafter more fully described.

A is the head-board, B the foot-board, and C and D the side boards or rails, of the bedstead. E is the lower, and F the upper, slat of each pair. These pairs of slats are hung from the side rails, C and D, by webbing G, which is attached to the side rails, C and D, and to the ends of the lower slats of each pair. The ends of the slats of each pair are kept from getting too far apart by webbing H, attached to the said ends, as shown in Fig. 3. Between the ends of the slats of each pair is placed a coiled wire spring, I, which enables the ends of the slats to yield to any pressure that may be applied to them. The slats are kept apart at their centers, and the center of the upper slats supported by boards on blocks J, of the

same length that the slats are required to be apart.

The studs F and E are made of elastic timber, and the central parts of the bed-bottom are made elastic by the spring of the slats themselves. The pairs of slats are kept in their proper relative positions with respect to each other by webbing K, the ends of which are secured to the lower parts of the head and foot boards, as shown in Fig. 2, said webbing passing over the upper parts of each pair and being attached thereto, as represented in Figs. 1 and 2. The webbing by means of which the pairs of slats are attached to the side rails, C and D, may be still further secured to the said side rails by strips or slats L, secured to the said side rails by nails or screws, and clamping the ends of the said webbing between the said slats L and the said side rails, C and D, as shown in Fig. 3.

It will be observed that all the slats hang free from the sides of the bedstead, and that each pair of slats hangs and operates independently of the other. By this means the action of the bed-bottom will be free to adapt itself to the pressure upon it and to conform itself to the form of the body lying thereon.

Having thus described our invention, what we claim as new, and desire to secure by Letters Patent, is—

The combination of the side rails, C D, hanging webbing G, and double slats E F, arranged in the manner and for the purpose herein specified.

A. R. HENDERSON.
JAMES FORD.

Witnesses:

WILLIAM Y. HENDERSON,
S. B. HUNT.