US00D413605S

United States Patent [19]

Thomas

[11] Patent Number: Des. 413,605

[45] Date of Patent: ** Sep. 7, 1999

[54] **REMOTE CALLER IDENTIFICATION DEVICE**

[76] Inventor: **Lisa Thomas**, 2476 Bolsover #274, Houston, Tex. 77005

[**] Term: **14 Years**

[21] Appl. No.: **29/077,345**

[22] Filed: **Sep. 30, 1997**

[51] **LOC (6) Cl.** **14-03**

[52] **U.S. Cl.** **D14/240**; D10/15; D14/191

[58] **Field of Search** D14/137, 138, D14/148, 147, 149–151, 140–142, 240, 100, 107, 114, 191; 379/433–436, 419, 420, 428, 440, 142, 441, 442; D13/162, 164, 184; D10/2, 15; 455/550–575, 90

[56] **References Cited**

U.S. PATENT DOCUMENTS

D. 284,472	7/1986	Nakatani et al.	D14/191
D. 297,713	9/1988	Rittenhouse et al.	D10/15
D. 301,839	6/1989	Houlihan	D10/15
D. 327,267	6/1992	Schied et al.	D14/191
D. 348,674	7/1994	Lindeman et al.	D14/240
D. 349,501	8/1994	Fan	D14/240
D. 353,592	12/1994	Davis et al.	D14/191
D. 377,937	2/1997	Tucker	D14/240
D. 390,133	2/1998	Jordan	D10/15 X
D. 398,006	9/1998	Kataoka et al.	D14/191
5,694,462	12/1997	Shearer	379/211

OTHER PUBLICATIONS

Best Catalog, p. P19, Item D AT&T Call Display 85 plus, 1995/96.

Hello Direct, p. 38, items 3719R and 3436R, fall 1996.

Hello Direct, p. 41, item 3435Fat top left of page, sum 1993.

Primary Examiner—Jeffrey Asch

[57] **CLAIM**

The ornamental design for a remote caller identification device, as shown.

DESCRIPTION

FIG. **1** is a front elevational view of the remote caller identification device of the present invention;

FIG. **2** is a back elevational view of the remote caller identification device of FIG. **1**;

FIG. **3** is a left side elevational view of the remote caller identification device of FIG. **1**;

FIG. **4** is a right side elevational view of the remote caller identification device of FIG. **1**;

FIG. **5** is a top plan view of the remote caller identification device of FIG. **1**; and,

FIG. **6** is a bottom plan view of the remote caller identification device of FIG. **1**.

1 Claim, 3 Drawing Sheets



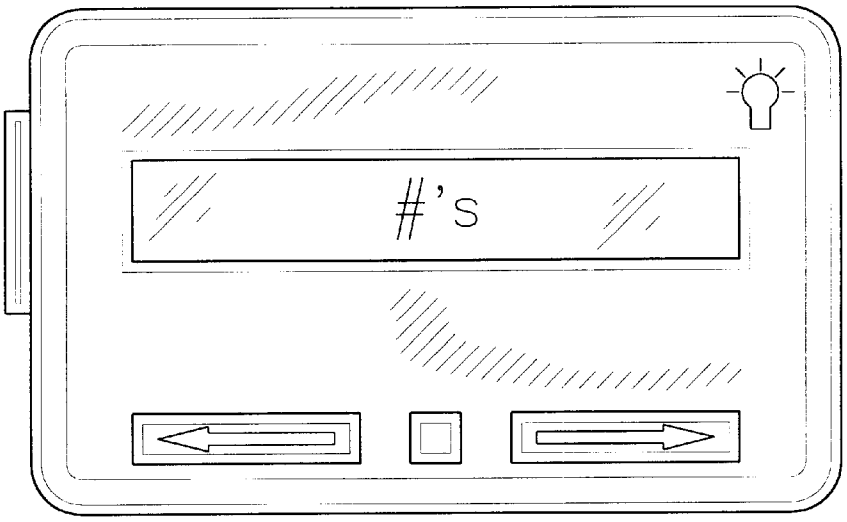

Fig. 1



Fig. 2

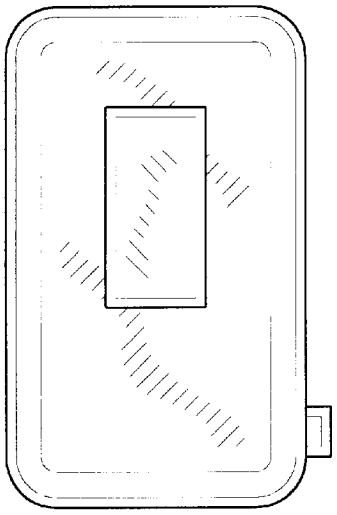

Fig. 3

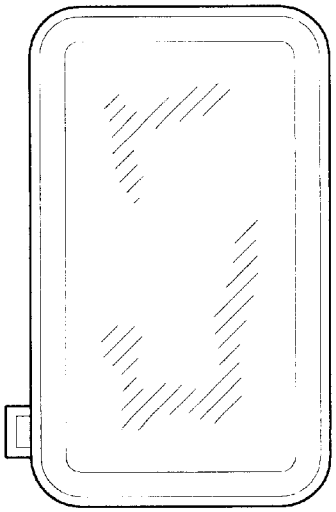

Fig. 4



Fig. 5

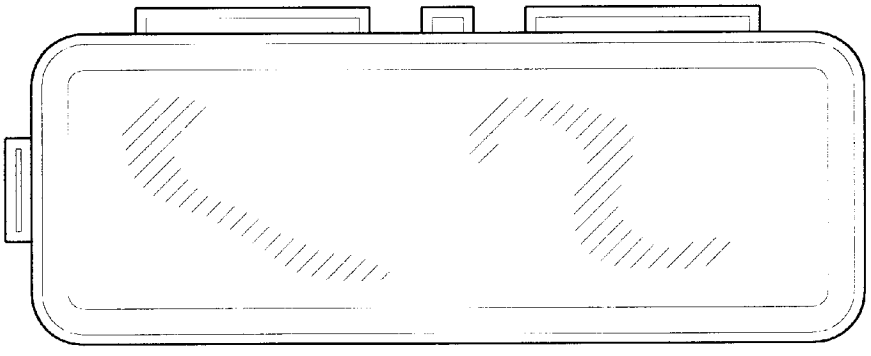

Fig. 6