



US0D1001968S

(12) **United States Design Patent**  
**Collins et al.**

(10) **Patent No.:** **US D1,001,968 S**

(45) **Date of Patent:** **\*\* Oct. 17, 2023**

- (54) **SUB-IRRIGATION CHANNEL**
- (71) Applicant: **WaterWix Pty Ltd**, Frenchs Forest (AU)
- (72) Inventors: **Ian John Collins**, Frenchs Forest (AU);  
**Michael John Laybourne Hort**, Frenchs Forest (AU)
- (73) Assignee: **WaterWix Pty Ltd**, Frenchs Forest (AU)

D248,312 S *	6/1978	Zatorski .....	D23/214
D751,668 S *	3/2016	Salsberg .....	D23/214
D892,270 S *	8/2020	Brammer .....	A01G 25/09
			D23/214
2009/0223125 A1*	9/2009	Piccolo .....	A01G 27/06
			47/79
2010/0269409 A1*	10/2010	Johnson .....	A01G 9/045
			47/62 N
2011/0056132 A1*	3/2011	Gardner .....	A01G 31/02
			47/66.7
2013/0036669 A1*	2/2013	Rabii .....	A01G 31/02
			47/62 R

(Continued)

(\*\*) Term: **15 Years**

(21) Appl. No.: **29/769,296**

(22) Filed: **Feb. 4, 2021**

(30) **Foreign Application Priority Data**

Nov. 2, 2020 (AU) ..... 202015954

(51) **LOC (14) Cl.** ..... **23-01**

(52) **U.S. Cl.**  
USPC ..... **D23/214**

(58) **Field of Classification Search**  
USPC ..... D23/201, 214, 216, 267  
CPC . A01G 9/02; A01G 9/12; A01G 27/00; A01G 27/04; A01G 27/06; A01G 27/001; A01G 27/006; A01G 27/008; A01G 27/005; A01G 31/02; A01G 31/00; A01G 31/0606  
See application file for complete search history.

(56) **References Cited**

**U.S. PATENT DOCUMENTS**

1,895,009 A *	1/1933	Sielaff .....	A01G 27/006
			239/377
2,862,764 A *	12/1958	Frese, Jr. ....	A01G 25/00
			239/524
3,992,809 A *	11/1976	Chew .....	A01G 31/02
			47/62 R

**OTHER PUBLICATIONS**

WaterUps Sub-Irrigation Channel-Basic Kit ,posted on [Mar. 3, 2022] [online], [retrieved Jun. 13, 2023]. Retrieved from internet, <https://www.aqualess.com.au/products/p/2zr8kowg1eblip70n5ljl1vqq2k11y> (Year: 2022).\*

(Continued)

*Primary Examiner* — Vy N Koenig  
*Assistant Examiner* — Dasia Keanna Gregg

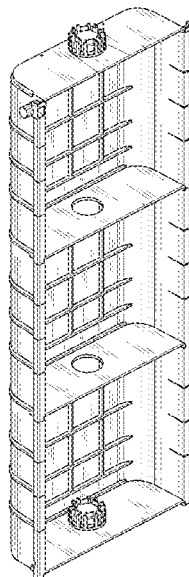
(57) **CLAIM**

The ornamental design for a sub-irrigation channel, as shown and described.

**DESCRIPTION**

FIG. 1 is a perspective view of a top side of the sub-irrigation channel, showing our new design;  
FIG. 2 is a top side plan view thereof;  
FIG. 3 is a bottom side plan view thereof;  
FIG. 4 is a front side view thereof;  
FIG. 5 is a rear side view thereof;  
FIG. 6 is a left side view thereof;  
FIG. 7 is a right side view thereof; and,  
FIG. 8 is perspective view of the bottom side thereof.

**1 Claim, 8 Drawing Sheets**



(56)

**References Cited**

U.S. PATENT DOCUMENTS

2013/0108855 A1\* 5/2013 Marchelli ..... A01G 9/022  
428/221  
2015/0047258 A1\* 2/2015 Lewis ..... A01G 9/023  
47/79  
2015/0068122 A1\* 3/2015 Juncal ..... A01G 31/02  
47/62 A  
2015/0296725 A1\* 10/2015 Mong ..... A01G 31/02  
47/62 A  
2017/0303481 A1\* 10/2017 Marshall ..... A01G 27/005  
2017/0332568 A1\* 11/2017 Storey ..... A01G 27/04  
2019/0261577 A1\* 8/2019 Burford ..... A01G 31/02  
2020/0229357 A1\* 7/2020 Spiro ..... A01G 9/247

OTHER PUBLICATIONS

Sub-Irrigation Channel-Basic Kit, posted on [Jul. 27, 2021] [online], [retrieved Jun. 13, 2023]. Retrieved from internet, <https://www.waterups.com.au/product/sub-irrigation-channel-kit/> (Year: 2021).\*

Gro-Tank NFT Complete Kit—GT604, posted on [date not available] [online], [retrieved Jun. 7, 2023]. Retrieved from internet, <https://www.thehydrobros.com/products/hydro-gt604-nft-kit-4-8-plants> (Year: 2023).\*

\* cited by examiner

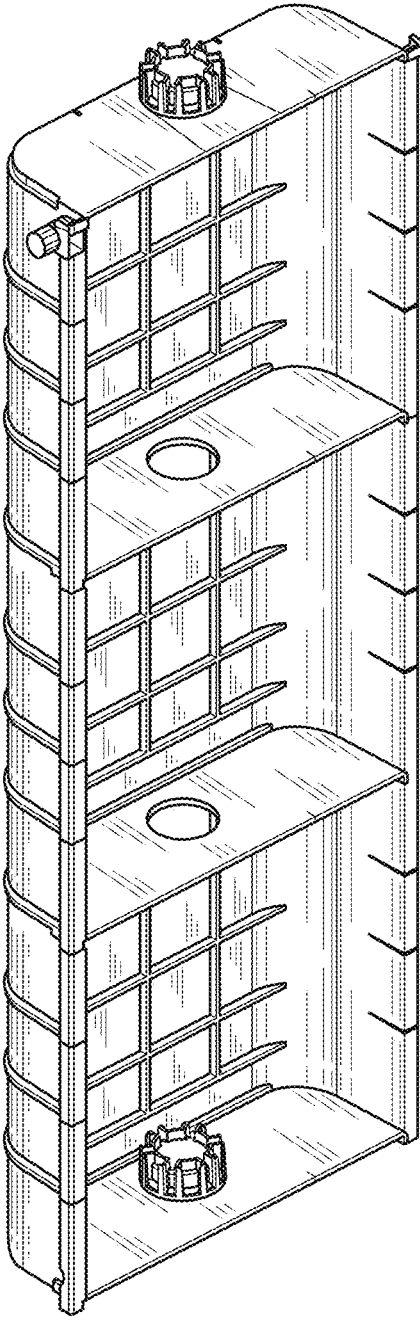


FIG 1

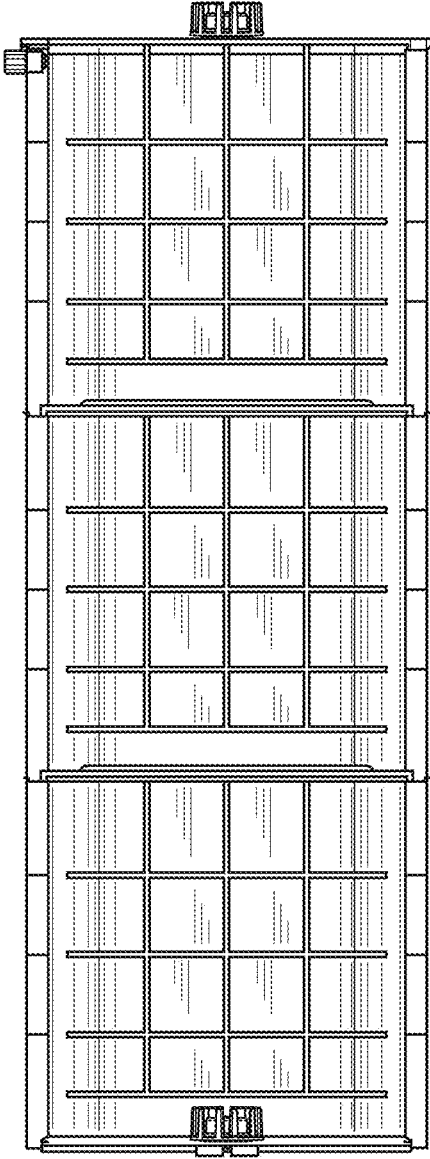


FIG 2

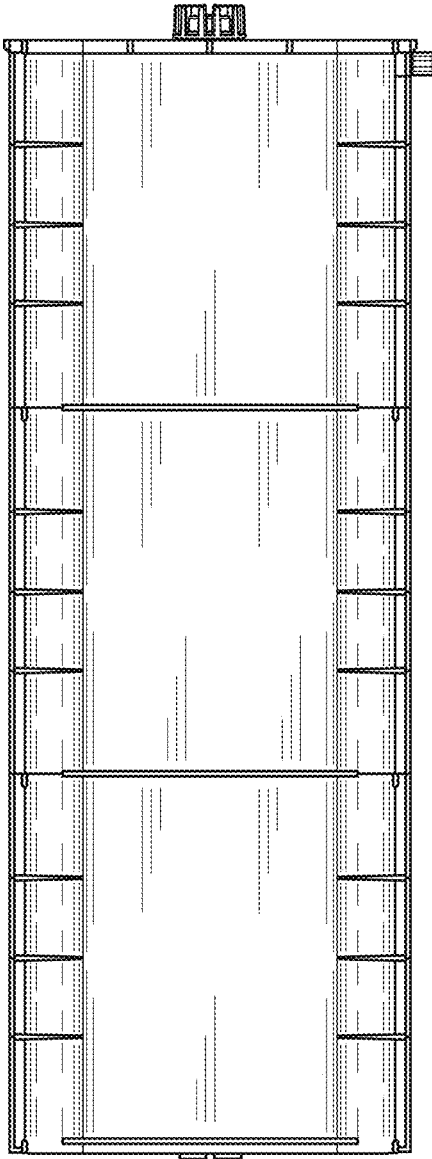


FIG 3

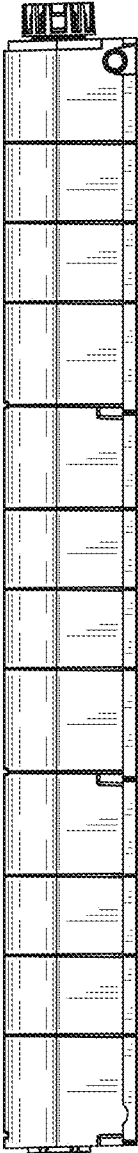


FIG 4




FIG 5

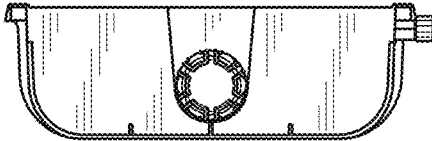


FIG 6

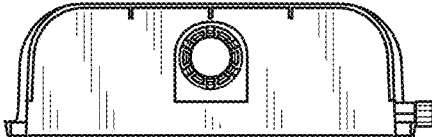


FIG 7

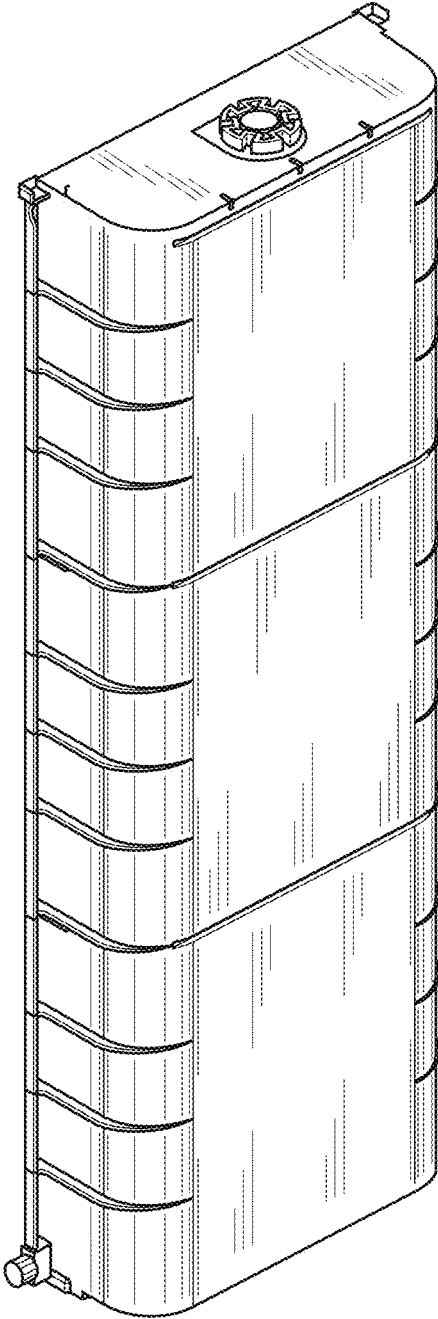


FIG 8