US00D360869S

United States Patent [19]

Brackett

[11] **Patent Number: Des. 360,869**

[45] **Date of Patent: ** Aug. 1, 1995**

[54] **PORTABLE DESK FOR MOTOR VEHICLES**

[76] Inventor: **Frances G. Brackett,** 26405-15 Mile Rd., Big Rapids, Mich. 49307

[**] Term: **14 Years**

[21] Appl. No.: **14,943**

[22] Filed: **Nov. 5, 1993**

[52] **U.S. Cl.** **D12/423;** D6/419; D6/420; D19/88

[58] **Field of Search** D6/406, 419, 420, 396, D6/397; 224/277, 42.11, 273, 276; 248/452, 447.1

[56] **References Cited**

U.S. PATENT DOCUMENTS

D. 216,781	3/1970	Hitch	D6/419 X
D. 309,142	7/1990	Swinburne	D6/419 X
D. 328,985	9/1992	Sheldon	D6/406
D. 329,944	10/1992	Longtin	D12/423
2,150,709	3/1939	Bake	224/276
2,934,391	4/1960	Bohnett	D12/423 X
3,345,118	10/1967	Cummings	312/235
3,632,158	1/1972	Boothe	D12/423 X
4,577,788	3/1986	Richardson	224/273
4,619,386	10/1986	Richardson	224/277
5,145,141	9/1992	Hunter	248/452

Primary Examiner—Carmen H. Vales-Lado
Attorney, Agent, or Firm—David L. Baker; Rhodes & Ascolillo

[57] **CLAIM**

The ornamental design for a portable desk for motor vehicles, as shown.

DESCRIPTION

FIG. **1** is a perspective view of a portable desk for motor vehicles showing my new design therefor;
FIG. **2** is a top plan view;
FIG. **3** is a bottom plan view;
FIG. **4** is a front elevational view;
FIG. **5** is a rear elevational view;
FIG. **6** is a right-side elevational view; and,
FIG. **7** is a left-side elevational view.

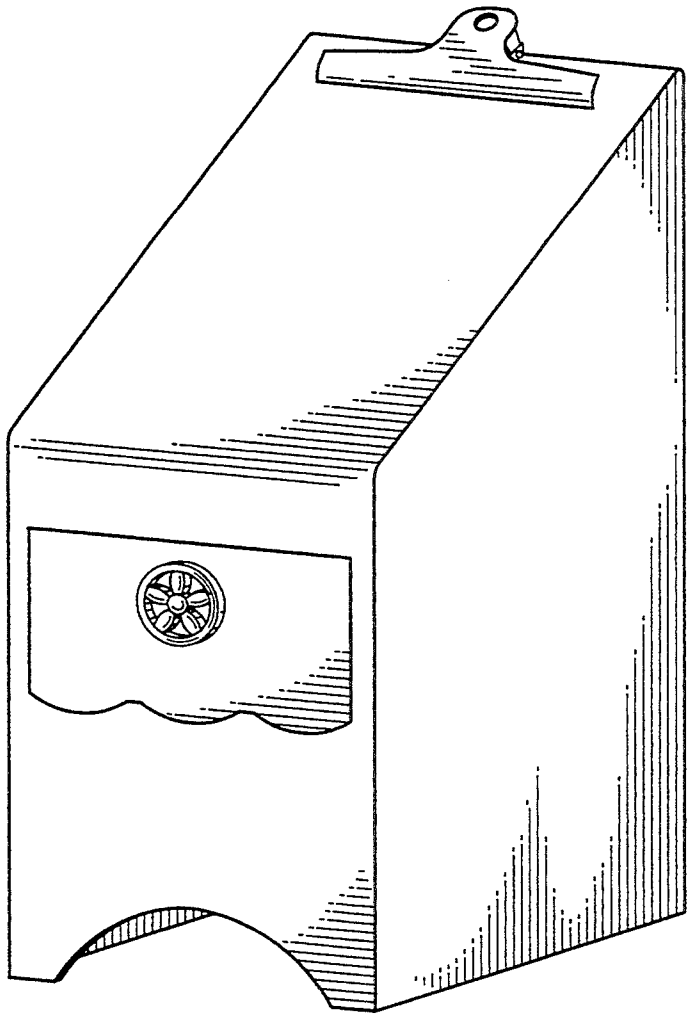

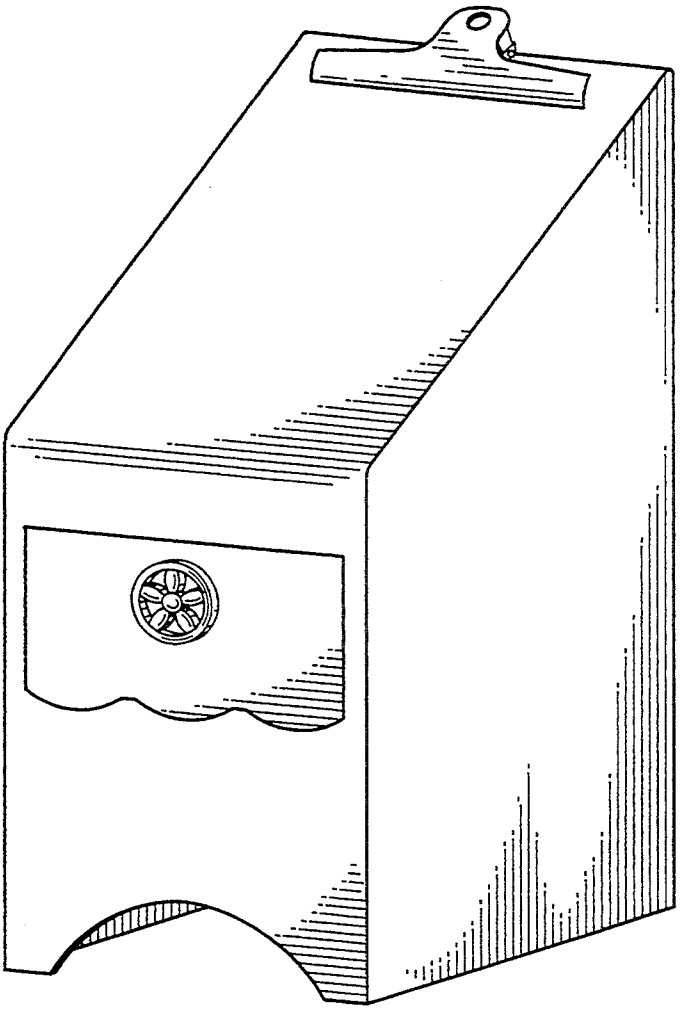

Fig. 1

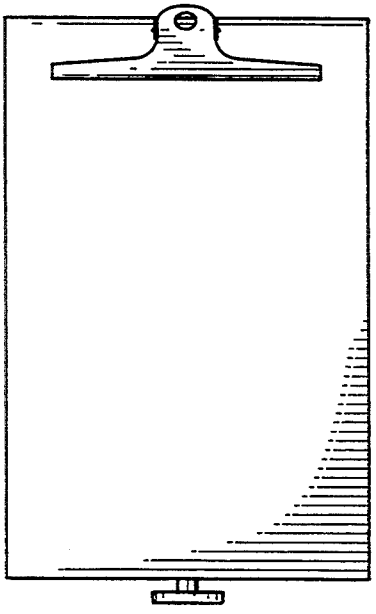

Fig. 2



Fig. 3

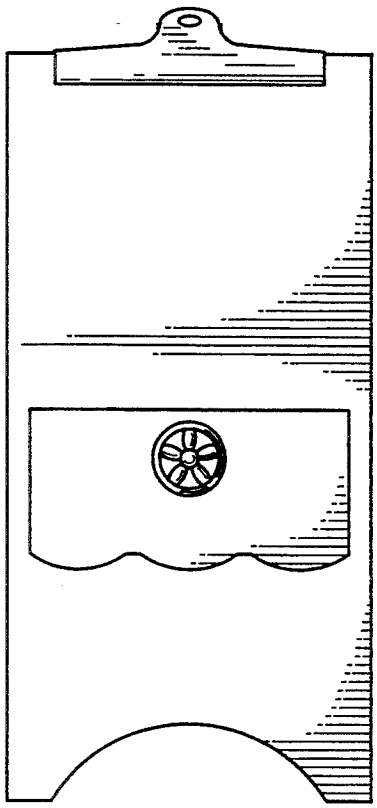

Fig. 4

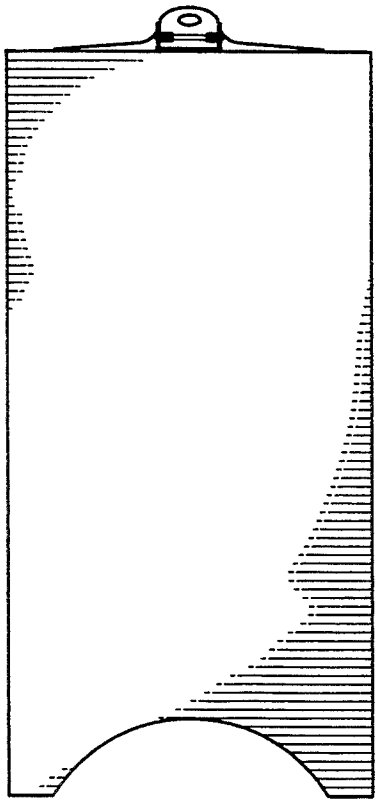

Fig. 5

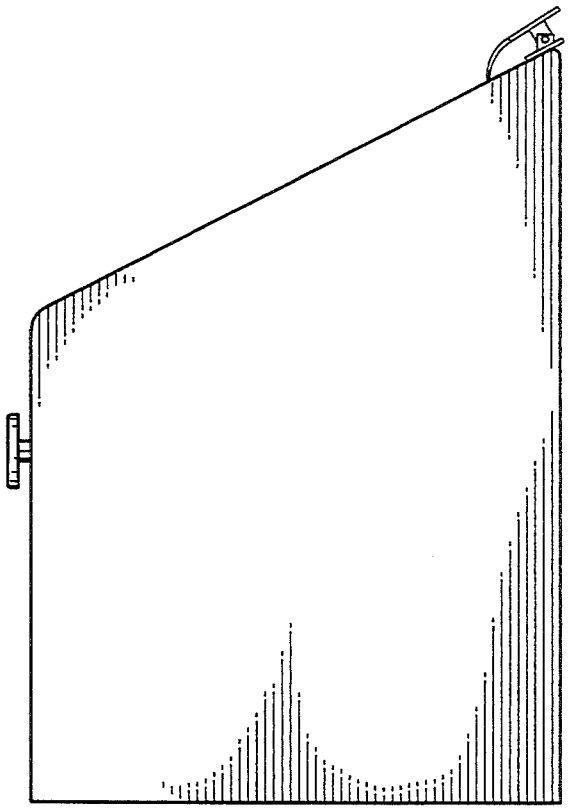

Fig. 6

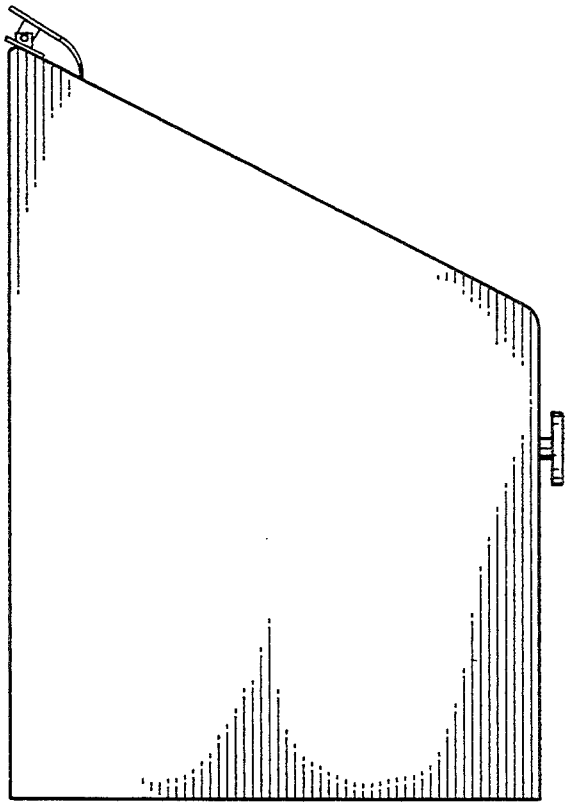

Fig. 7