



US00D759585S

(12) **United States Design Patent**
Herbst et al.

(10) **Patent No.:** **US D759,585 S**

(45) **Date of Patent:** **** Jun. 21, 2016**

(54) **REMOVABLE BATTERY ATTACHMENT FOR A MOBILE DEVICE**

(71) Applicant: **Logitech Europe S.A.**, Lausanne (CH)

(72) Inventors: **Scot Herbst**, Santa Cruz, CA (US);
Vivekanand Jayaraman, San Ramon, CA (US); **Ariel Fischer**, San Francisco, CA (US)

(73) Assignee: **Logitech Europe S.A.** (CH)

(**) Term: **14 Years**

(21) Appl. No.: **29/471,293**

(22) Filed: **Oct. 30, 2013**

(51) **LOC (10) Cl.** **13-02**

(52) **U.S. Cl.**
USPC **D13/103; D14/250**

(58) **Field of Classification Search**
USPC D13/102–108, 110, 119–121, 184;
D14/250–253, 217, 238.1, 248, 440,
D14/496, 356; 429/96–100, 163, 176;
455/575.1, 575.8; 220/4.02; 206/305,
206/320, 251, 45.2

CPC Y02E 60/12; Y02E 60/122; Y02E 60/124;
Y02E 60/50; H01M 2/02; H01M 2/022;
H01M 2/0202; H01M 2/0207; H01M 2/0212;
H01M 2/1061; H01M 2/1022; H01M 2/1055;
H01M 2/1066; H01M 2/105; H01M 2/204;
H01M 10/4257; H01M 10/0436; H01M 10/48;
H04M 1/04; H04M 1/0262; H04M 1/0283;
H04M 1/185; G06F 11/1635

See application file for complete search history.

(56) **References Cited**

U.S. PATENT DOCUMENTS

D616,361 S * 5/2010 Huang D13/103
D653,202 S * 1/2012 Hasbrook D13/103
D660,789 S * 5/2012 Mar D13/103

D661,646 S * 6/2012 Son D13/108
D665,735 S * 8/2012 Kang D13/108
D667,003 S * 9/2012 Richter D14/253
D668,247 S * 10/2012 Kim D14/253
D669,459 S * 10/2012 Kim D14/253
D670,281 S * 11/2012 Corpuz D14/250
D671,493 S * 11/2012 Hasbrook D13/108
D709,439 S * 7/2014 Ferber D13/103
D710,795 S * 8/2014 Gupta D13/103
D716,784 S * 11/2014 Wen D14/250
D716,785 S * 11/2014 White D14/250
D718,230 S * 11/2014 To D13/103
D718,754 S * 12/2014 To D14/250
D718,755 S * 12/2014 To D14/250
D719,950 S * 12/2014 Smith D14/250
D720,740 S * 1/2015 Wicks D14/250
D721,687 S * 1/2015 To D14/250
D722,043 S * 2/2015 Requa D13/108
D722,312 S * 2/2015 Tages D14/250
D725,091 S * 3/2015 Wen D14/250
D728,468 S * 5/2015 Ferber D13/103
D728,469 S * 5/2015 Castelli D13/103
D740,797 S * 10/2015 Daniel D14/250
D750,609 S * 3/2016 Daniel D14/250

(Continued)

Primary Examiner — Rosemary K Tarcza

Assistant Examiner — Sanjeev Paul

(74) *Attorney, Agent, or Firm* — Abel Law Group, LLP

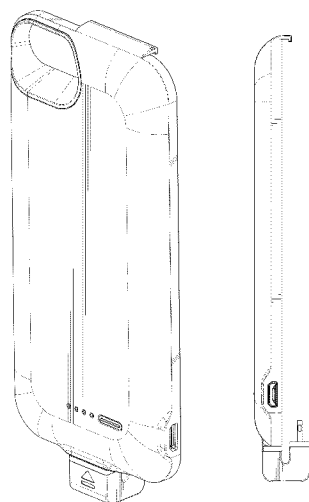
(57) **CLAIM**

The ornamental design for removable battery attachment for a mobile device, as shown and described.

DESCRIPTION

Fig. 1 is a perspective view of the removable battery attachment for a mobile device;
FIG. 2 is a front view thereof;
FIG. 3 is a rear view thereof;
FIG. 4 is a right side view thereof;
FIG. 5 is a left side view thereof;
FIG. 6 is a top plan view thereof; and,
FIG. 7 is a bottom plan view thereof.

1 Claim, 6 Drawing Sheets



US D759,585 S

Page 2

(56)

References Cited

U.S. PATENT DOCUMENTS

2011/0007455 A1*	1/2011	Yang	G06F 1/1635 361/679.01	2012/0154991 A1*	6/2012	Lei	H04M 1/0262 361/679.01
2011/0159324 A1*	6/2011	Huang	H01M 2/1022 429/7	2014/0195826 A1*	7/2014	Wojcik	H05K 5/0086 713/300
				2014/0239916 A1*	8/2014	To	H02J 7/0042 320/137

* cited by examiner

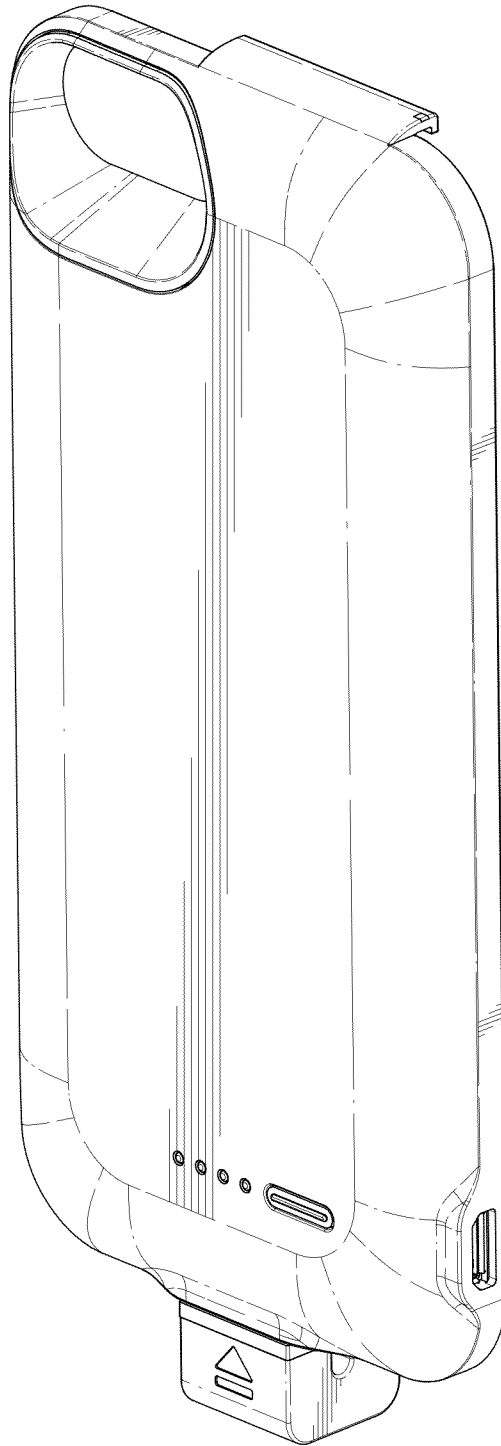


FIG. 1

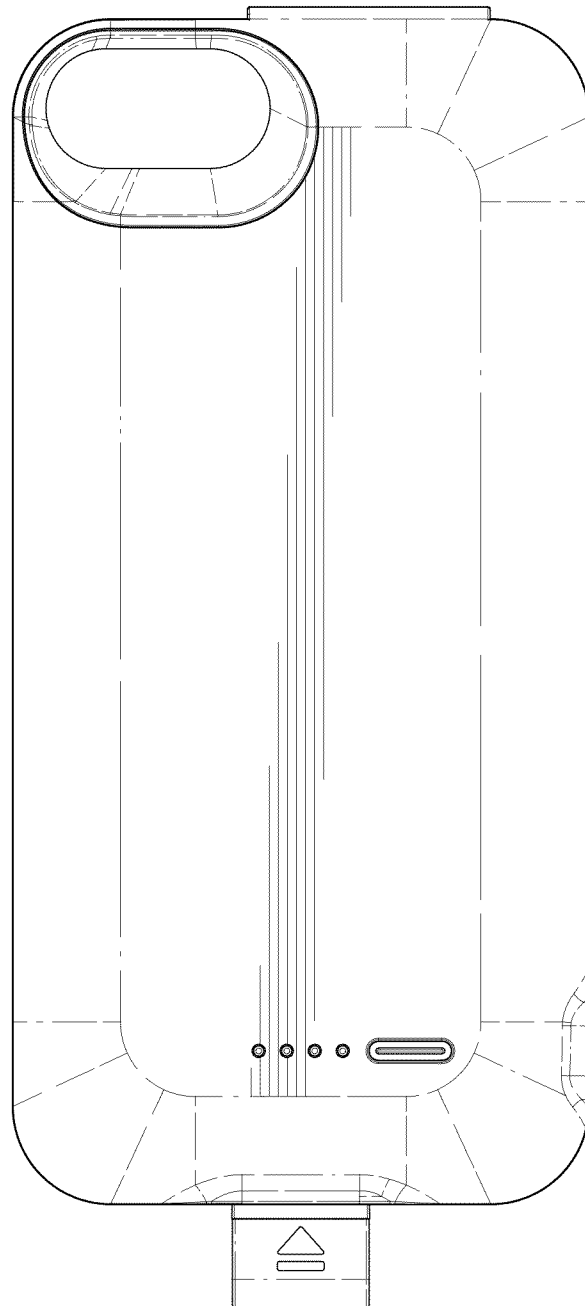


FIG. 2

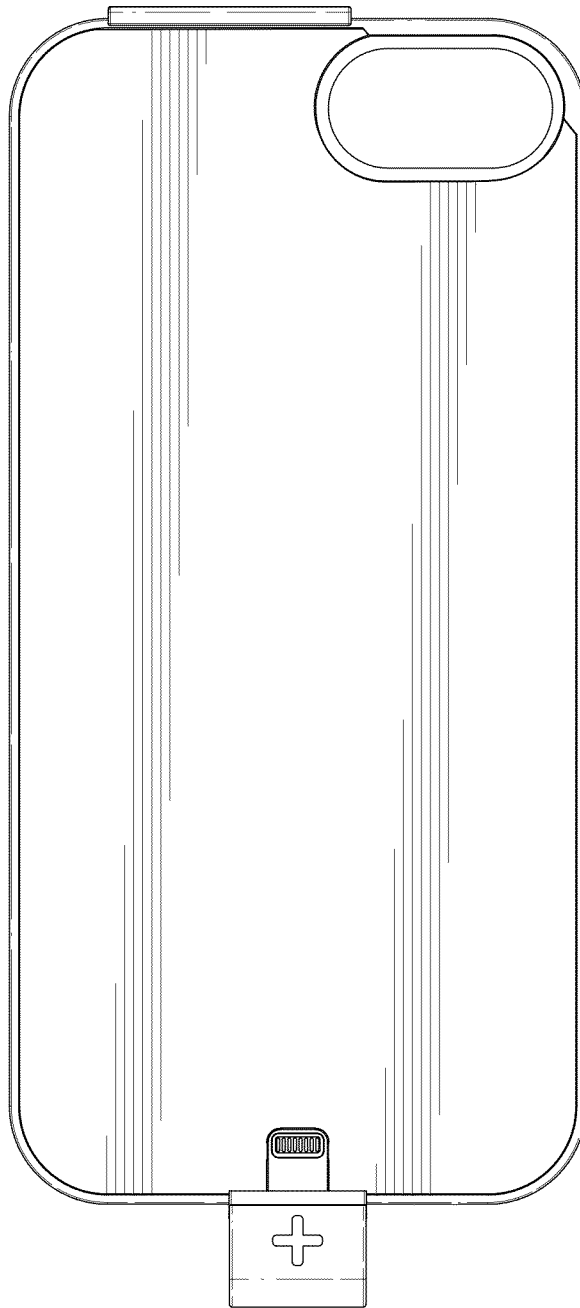


FIG. 3

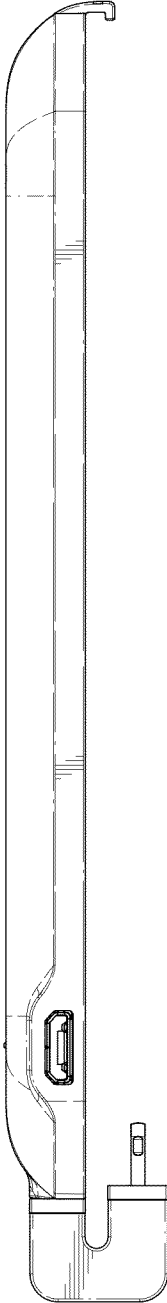


FIG. 4

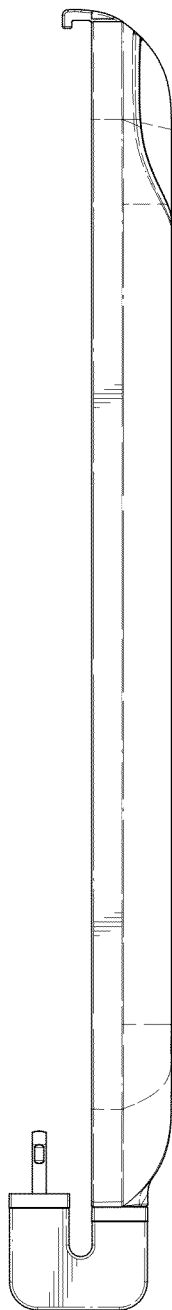


FIG. 5

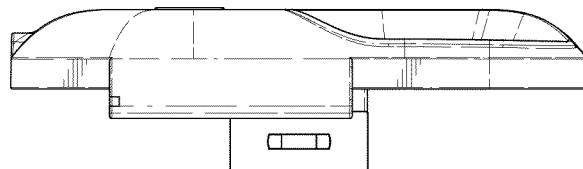


FIG. 6

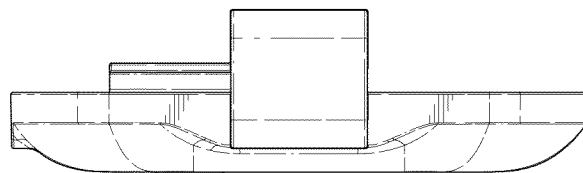


FIG. 7