



## (51) International Patent Classification:

A61K 31/704 (2006.01) C07H 15/256 (2006.01)

A61P 37/04 (2006.01)

## (21) International Application Number:

PCT/US2018/029333

## (22) International Filing Date:

25 April 2018 (25.04.2018)

## (25) Filing Language:

English

## (26) Publication Language:

English

## (30) Priority Data:

62/489,572 25 April 2017 (25.04.2017) US

62/492,608 01 May 2017 (01.05.2017) US

## (71) Applicant: ADJUVANCE TECHNOLOGIES, INC.

[US/US]; 16 West 22nd Street, 6th Floor, New York, NY 10010 (US).

## (72) Inventors: GARDNER, Jeffrey; 116 W22nd St, Apt 1,

New York, NY 10011 (US). LIVINGSTON, Philip; 156 East 79th Street, Apt. 6C, New York, NY 10075 (US).

MARTIN, J Tyler; 5200 Quarry Ledge Road, Roca, NE 68430 (US).

## (74) Agent: STRAIN, Paul D.; Strain &amp; Strain PLLC, 1455

Pennsylvania Ave, N.W., Suite 400, Washington, DC 20004 (US).

## (81) Designated States (unless otherwise indicated, for every

kind of national protection available): AE, AG, AL, AM, AO, AT, AU, AZ, BA, BB, BG, BH, BN, BR, BW, BY, BZ,

CA, CH, CL, CN, CO, CR, CU, CZ, DE, DJ, DK, DM, DO, DZ, EC, EE, EG, ES, FI, GB, GD, GE, GH, GM, GT, HN, HR, HU, ID, IL, IN, IR, IS, JO, JP, KE, KG, KH, KN, KP, KR, KW, KZ, LA, LC, LK, LR, LS, LU, LY, MA, MD, ME, MG, MK, MN, MW, MX, MY, MZ, NA, NG, NI, NO, NZ, OM, PA, PE, PG, PH, PL, PT, QA, RO, RS, RU, RW, SA, SC, SD, SE, SG, SK, SL, SM, ST, SV, SY, TH, TJ, TM, TN, TR, TT, TZ, UA, UG, US, UZ, VC, VN, ZA, ZM, ZW.

## (84) Designated States (unless otherwise indicated, for every

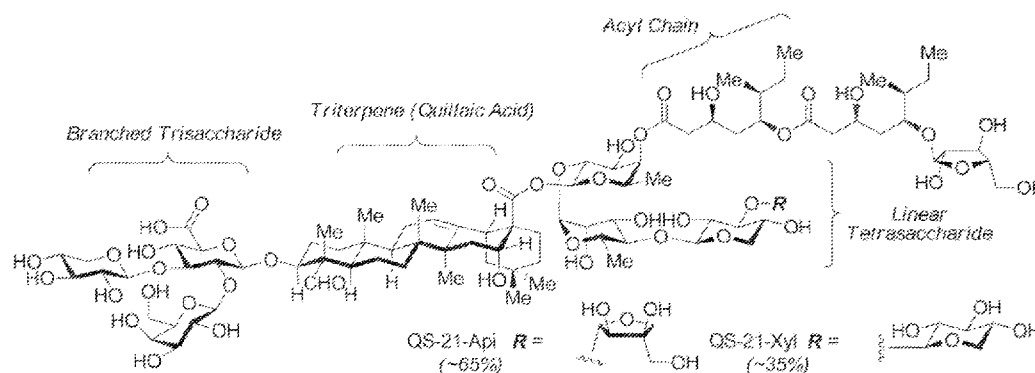
kind of regional protection available): ARIPO (BW, GH, GM, KE, LR, LS, MW, MZ, NA, RW, SD, SL, ST, SZ, TZ, UG, ZM, ZW), Eurasian (AM, AZ, BY, KG, KZ, RU, TJ, TM), European (AL, AT, BE, BG, CH, CY, CZ, DE, DK, EE, ES, FI, FR, GB, GR, HR, HU, IE, IS, IT, LT, LU, LV, MC, MK, MT, NL, NO, PL, PT, RO, RS, SE, SI, SK, SM, TR), OAPI (BF, BJ, CF, CG, CI, CM, GA, GN, GQ, GW, KM, ML, MR, NE, SN, TD, TG).

## Published:

— with international search report (Art. 21(3))

## (54) Title: TRITERPENE SAPONIN ANALOGUES

FIG. 1



(57) **Abstract:** The present application relates to triterpene glycoside saponin-derived adjuvants, syntheses thereof, and intermediates thereto. The application also provides pharmaceutical compositions comprising compounds of the present invention and methods of using said compounds or compositions in the treatment of and immunization for infectious diseases.

## TRITERPENE SAPONIN ANALOGUES

### INCORPORATION BY REFERENCE OF RELATED PATENT APPLICATIONS

This application is based upon and claims priority under 35 U.S.C. § 119(e) to U.S. provisional application U.S. Ser. No. 62/489,572 filed April 25, 2017, and to U.S. provisional application U.S. Ser. No. 62/492,608 filed May 1, 2017, the entire contents of which are incorporated herein by reference in their entirety.

### GOVERNMENT SUPPORT

Some embodiments of the subject matter in this application were made with United States Government support under grant R44 AI 114030-02 and HHSN272201700066C awarded by the National Institutes of Health. The United States Government has certain rights in the subject matter of this application.

### FIELD OF THE INVENTION

The present application relates to triterpene glycoside saponin-derived adjuvants, syntheses thereof, and intermediates thereto. The application also provides pharmaceutical compositions comprising compounds of the present invention and methods of using said compounds or compositions in the treatment of infectious diseases.

### BACKGROUND

Vaccines against infectious diseases continue to improve public health across the world. With increased knowledge of etiologic pathogens and necessary immune responses have come increasingly defined or targeted vaccines. Influenza, Hepatitis B, DTaP, HPV, pneumococcal and other widely used vaccines require use of the immunological adjuvant alum. However, alum, which was introduced over 80 years ago, is a poor adjuvant restricting the potency of some of these vaccines and requiring higher or more doses of others. A leading candidate as a far more potent adjuvant than alum is the natural saponin adjuvant QS-21, used widely despite 3 major liabilities: dose limiting toxicity, poor stability, and limited availability of quality product.

Saponins are glycosidic compounds that are produced as secondary metabolites of steroids and triterpenes. They are widely distributed among plant species and in some marine invertebrates. The chemical structure of saponins imparts a wide range of pharmacological and biological activities, including some potent and efficacious immunological activity. Semi-purified saponin extracts from the bark of the South American

Quillaja saponaria Molina tree (Quillaja saponins) exhibit remarkable immunoadjuvant activity. Because the Quillaja saponins are found as a mixture of at least one hundred structurally related saponin glycosides, their separation and isolation is often difficult if not prohibitive. The most active fraction of these extracts, designated QS-21, has been found to include a mixture of two principal isomeric triterpene glycoside saponins, each incorporating a quillaic acid triterpene core, flanked on either side by complex oligosaccharides and a stereochemically rich glycosylated fatty acyl chain.

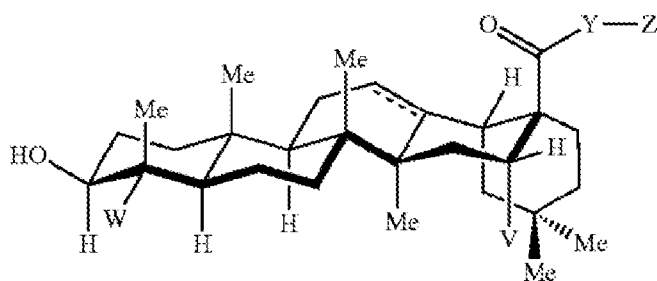
The potency of QS-21 and its favorable toxicity profile in dozens of recent and ongoing vaccine clinical trials (melanoma, breast cancer, small cell lung cancer, prostate cancer, HIV-1, malaria) have established it as a promising new adjuvant for immune response potentiation and dose-sparing. However, the tolerated dose of QS-21 in cancer patients does not exceed 100-150 µg, above which significant local and systemic side effects arise. The highest practical tolerable dose in well (non-cancer) adult and child recipients is 25-50 mcg, an immunologically suboptimal dose. As a result, the clinical success of non-cancer vaccines continues to critically depend on the identification of, and access to, novel, potent adjuvants that are more tolerable.

Access to other potent *Quillaja* saponins has been hindered by difficulties in obtaining pure species from *Quillaja* saponin extracts. Furthermore, the structural identity of many *Quillaja* saponins remains only postulated. The discovery of new *Quillaja* saponins and related analogs with potent adjuvant activity and low toxicity presents a challenge to the fields of chemical synthesis and medicine.

## SUMMARY

The present invention encompasses the recognition that the clinical use of QS-21 as an adjuvant is limited due to toxicity at higher doses, and that QS-7, a related *Quillaja* saponin, is difficult to isolate in pure form. Moreover, synthetic access to QS-21, QS-7, and other triterpene glycoside saponins is hindered by their structural complexity. The present application provides compounds that are analogs of QS-21 and QS-7.

In one aspect, the present application provides compounds of Formula I:



(I)

or a pharmaceutically acceptable salt thereof, wherein

== is a single or double bond;

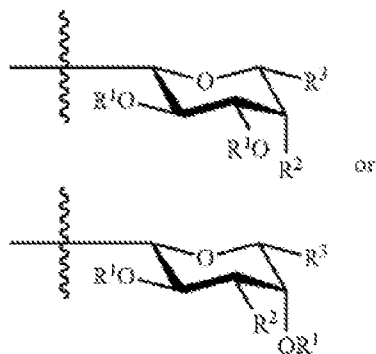
5 W is —CHO;

V is hydrogen or OR<sup>x</sup>;

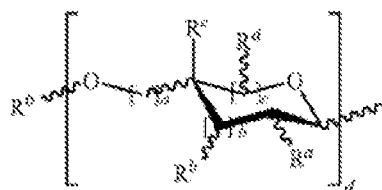
Y is CH<sub>2</sub>, —O—, —NR—, or —NH—;

Z is hydrogen; a cyclic or acyclic, optionally substituted moiety selected from the group consisting of acyl, aliphatic, heteroaliphatic, aryl, arylalkyl, heteroacyl, and heteroaryl;

10 or a carbohydrate domain having the structure:



wherein each occurrence of R<sup>1</sup> is R<sup>x</sup> or a carbohydrate domain having the structure:



15 wherein:

each occurrence of a, b, and c is independently 0, 1, or 2;

d is an integer from 1-5, wherein each d bracketed structure may be the same or different; with the proviso that the d bracketed structure represents a furanose or a pyranose moiety, and the sum of b and c is 1 or 2;

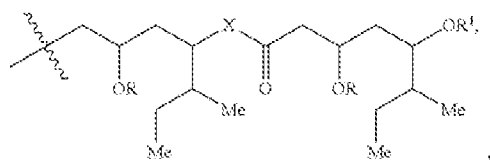
$R^0$  is hydrogen; an oxygen protecting group selected from the group consisting of alkyl ethers, benzyl ethers, silyl ethers, acetals, ketals, esters, carbamates, and carbonates; or an optionally substituted moiety selected from the group consisting of acyl,  $C_{1-10}$  aliphatic,  $C_{1-6}$  heteroaliphatic, 6-10-membered aryl, arylalkyl, 5-10 membered heteroaryl having 1-4 heteroatoms independently selected from nitrogen, oxygen, or sulfur, 4-7 membered heterocyclyl having 1-2 heteroatoms independently selected from the group consisting of nitrogen, oxygen, and sulfur;

each occurrence of  $R^a$ ,  $R^b$ ,  $R^c$ , and  $R^d$  is independently hydrogen, halogen, OH, OR,  $OR^x$ ,  $NR_2$ ,  $NHCOR$ , or an optionally substituted group selected from acyl,  $C_{1-10}$  aliphatic,  $C_{1-6}$  heteroaliphatic, 6-10-membered aryl, arylalkyl, 5-10-membered heteroaryl having 1-4 heteroatoms independently selected from nitrogen, oxygen, sulfur; 4-7-membered heterocyclyl having 1-2 heteroatoms independently selected from the group consisting of nitrogen, oxygen, and sulfur;

$R^2$  is hydrogen, halogen, OH, OR,  $OC(O)R^4$ ,  $OC(O)OR^4$ ,  $OC(O)NHR^4$ ,  $OC(O)NRR^4$ ,  $OC(O)SR^4$ ,  $NHC(O)R^4$ ,  $NRC(O)R^4$ ,  $NHC(O)OR^4$ ,  $NHC(O)NHR^4$ ,  $NHC(O)NRR^4$ ,  $NHR^4$ ,  $N(R^4)_2$ ,  $NHR^4$ ,  $NRR^4$ ,  $N_3$ , or an optionally substituted group selected from  $C_{1-10}$  aliphatic,  $C_{1-6}$  heteroaliphatic, 6-10-membered aryl, arylalkyl, 5-10 membered heteroaryl having 1-4 heteroatoms independently selected from the group consisting of nitrogen, oxygen, and sulfur, 4-7-membered heterocyclyl having 1-2 heteroatoms independently selected from the group consisting of nitrogen, oxygen, and sulfur;

$R^3$  is hydrogen, halogen,  $CH_2OR^1$ , or an optionally substituted group selected from the group consisting of acyl,  $C_{1-10}$  aliphatic,  $C_{1-6}$  heteroaliphatic, 6-10-membered aryl, arylalkyl, 5-10-membered heteroaryl having 1-4 heteroatoms independently selected from the group consisting of nitrogen, oxygen, and sulfur, 4-7-membered heterocyclyl having 1-2 heteroatoms independently selected from the group consisting of nitrogen, oxygen, and sulfur,

$R^4$  is  $-T-R^z$ ,  $-C(O)-T-R^z$ ,  $-NH-T-R^z$ ,  $-O-T-R^z$ ,  $-S-T-R^z$ ,  $-C(O)NH-T-R^z$ ,  $C(O)O-T-R^z$ ,  $C(O)S-T-R^z$ ,  $C(O)NH-T-O-T-R^z$ ,  $-O-T-R^z$ ,  $-T-O-T-R^z$ ,  $-T-S-T-R^z$ , or



wherein

X is —O—, —NR—, or T-R<sup>Z</sup>;

5 T is a covalent bond or a bivalent C<sub>1-26</sub> saturated or unsaturated, straight or branched, aliphatic or heteroaliphatic chain; and

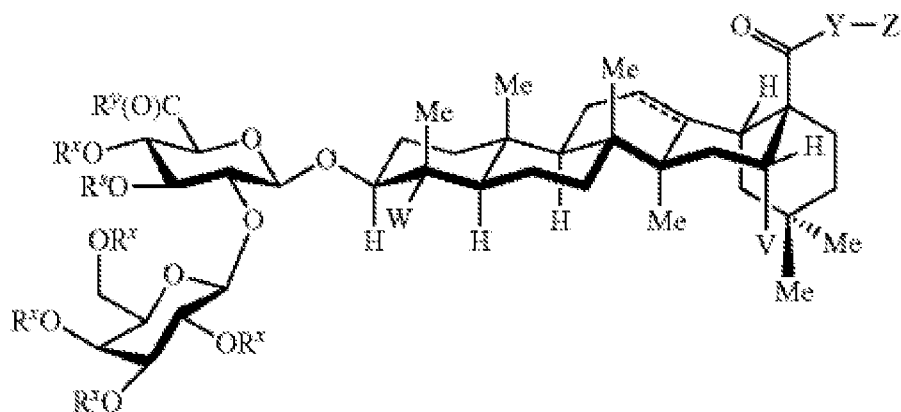
10 R<sup>Z</sup> is hydrogen, halogen, —OR, —OR<sup>x</sup>, —OR<sup>1</sup>, —SR, NR<sub>2</sub>, —C(O)OR, —C(O)R, —NHC(O)R, —NHC(O)OR, NC(O)OR, or an optionally substituted group selected from acyl, arylalkyl, heteroarylalkyl, C<sub>1-6</sub> aliphatic, 6-10-membered aryl, 5-10-membered heteroaryl having 1-4 heteroatoms independently selected from nitrogen, oxygen, or sulfur, 4-7-membered heterocyclyl having 1-2 heteroatoms independently selected from the group consisting of nitrogen, oxygen, and sulfur;

15 each occurrence of R<sup>x</sup> is independently hydrogen or an oxygen protecting group selected from the group consisting of alkyl ethers, benzyl ethers, silyl ethers, acetals, ketals, esters, carbamates, and carbonates;

20 each occurrence of R is independently hydrogen, an optionally substituted group selected from acyl, arylalkyl, 6-10-membered aryl, C<sub>1-6</sub> aliphatic, or C<sub>1-6</sub> heteroaliphatic having 1-2 heteroatoms independently selected from the group consisting of nitrogen, oxygen, and sulfur, or:

two R on the same nitrogen atom are taken with the nitrogen atom to form a 4-7-membered heterocyclic ring having 1-2 heteroatoms independently selected from the group consisting of nitrogen, oxygen, and sulfur.

In one aspect, the present application provides compounds of Formula II:

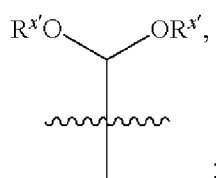


(II)

or a pharmaceutically acceptable salt thereof, wherein

--- is a single or double bond;

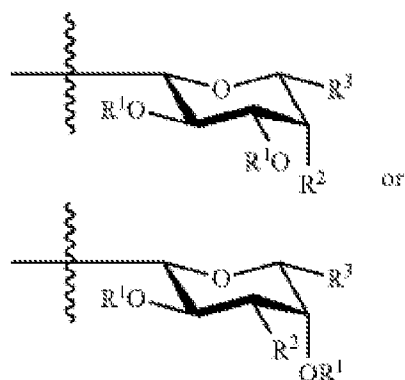
5 W is Me, —CHO, or



V is hydrogen or OR<sup>x</sup>;

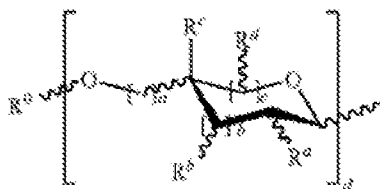
10 Y is CH<sub>2</sub>, —O—, —NR—, or —NH—;

Z is hydrogen; a cyclic or acyclic, optionally substituted moiety selected from the group consisting of acyl, aliphatic, heteroaliphatic, aryl, arylalkyl, heteroacyl, and heteroaryl; or a carbohydrate domain having the structure:



15

wherein each occurrence of R<sup>1</sup> is R<sup>x</sup> or a carbohydrate domain having the structure:



wherein:

each occurrence of a, b, and c is independently 0, 1, or 2;

d is an integer from 1-5, wherein each d bracketed structure may be the same or different; with the proviso that the d bracketed structure represents a furanose or a pyranose moiety, and the sum of b and c is 1 or 2;

$R^0$  is hydrogen; an oxygen protecting group selected from the group consisting of alkyl ethers, benzyl ethers, silyl ethers, acetals, ketals, esters, carbamates, and carbonates; or an optionally substituted moiety selected from the group consisting of acyl,  $C_{1-10}$  aliphatic,  $C_{1-6}$  heteroaliphatic, 6-10-membered aryl, arylalkyl, 5-10 membered heteroaryl having 1-4 heteroatoms independently selected from nitrogen, oxygen, or sulfur, 4-7 membered heterocyclyl having 1-2 heteroatoms independently selected from the group consisting of nitrogen, oxygen, and sulfur;

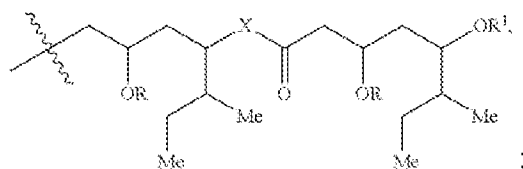
each occurrence of  $R^a$ ,  $R^b$ ,  $R^c$ , and  $R^d$  is independently hydrogen, halogen, OH, OR,  $OR^x$ ,  $NR_2$ ,  $NHCOR$ , or an optionally substituted group selected from acyl,  $C_{1-10}$  aliphatic,  $C_{1-6}$  heteroaliphatic, 6-10-membered aryl, arylalkyl, 5-10-membered heteroaryl having 1-4 heteroatoms independently selected from nitrogen, oxygen, sulfur; 4-7-membered heterocyclyl having 1-2 heteroatoms independently selected from the group consisting of nitrogen, oxygen, and sulfur;

$R^2$  is hydrogen, halogen, OH, OR,  $OC(O)R^4$ ,  $OC(O)OR^4$ ,  $OC(O)NHR^4$ ,  $OC(O)NRR^4$ ,  $OC(O)SR^4$ ,  $NHC(O)R^4$ ,  $NRC(O)R^4$ ,  $NHC(O)OR^4$ ,  $NHC(O)NHR^4$ ,  $NHC(O)NRR^4$ ,  $NHR^4$ ,  $N(R^4)_2$ ,  $NHR^4$ ,  $NRR^4$ ,  $N_3$ , or an optionally substituted group selected from  $C_{1-10}$  aliphatic,  $C_{1-6}$  heteroaliphatic, 6-10-membered aryl, arylalkyl, 5-10 membered heteroaryl having 1-4 heteroatoms independently selected from the group consisting of nitrogen, oxygen, and sulfur, 4-7-membered heterocyclyl having 1-2 heteroatoms independently selected from the group consisting of nitrogen, oxygen, and sulfur;



$R^3$  is hydrogen, halogen,  $CH_2OR^1$ , or an optionally substituted group selected from the group consisting of acyl,  $C_{1-10}$  aliphatic,  $C_{1-6}$  heteroaliphatic, 6-10-membered aryl, arylalkyl, 5-10-membered heteroaryl having 1-4 heteroatoms independently selected from the group consisting of nitrogen, oxygen, and sulfur, 4-7-membered heterocyclyl having 1-2 heteroatoms independently selected from the group consisting of nitrogen, oxygen, and sulfur,

$R^4$  is  $-T-R^Z$ ,  $-C(O)-T-R^Z$ ,  $-NH-T-R^Z$ ,  $-O-T-R^Z$ ,  $-S-T-R^Z$ ,  $-C(O)NH-T-R^Z$ ,  $C(O)O-T-R^Z$ ,  $C(O)S-T-R^Z$ ,  $C(O)NH-T-O-T-R^Z$ ,  $-O-T-R^Z$ ,  $-T-O-T-R^Z$ ,  $-T-S-T-R^Z$ , or



wherein

$X$  is  $-O-$ ,  $-NR-$ , or  $T-R^Z$ ;

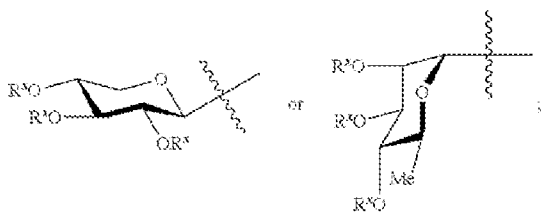
$T$  is a covalent bond or a bivalent  $C_{1-26}$  saturated or unsaturated, straight or branched, aliphatic or heteroaliphatic chain; and

$R^Z$  is hydrogen, halogen,  $-OR$ ,  $-OR^x$ ,  $-OR^1$ ,  $-SR$ ,  $NR_2$ ,  $-C(O)OR$ ,  $-C(O)R$ ,  $-NHC(O)R$ ,  $-NHC(O)OR$ ,  $NC(O)OR$ , or an optionally substituted group selected from acyl, arylalkyl, heteroarylalkyl,  $C_{1-6}$  aliphatic, 6-10-membered aryl, 5-10-membered heteroaryl having 1-4 heteroatoms independently selected from nitrogen, oxygen, or sulfur, 4-7-membered heterocyclyl having 1-2 heteroatoms independently selected from the group consisting of nitrogen, oxygen, and sulfur;

each occurrence of  $R^x$  is independently hydrogen or an oxygen protecting group selected from the group consisting of alkyl ethers, benzyl ethers, silyl ethers, acetals, ketals, esters, carbamates, and carbonates;

$R^y$  is  $-OH$ ,  $-OR$ , or a carboxyl protecting group selected from the group consisting of ester, amides, and hydrazides;

$R^s$  is



each occurrence of  $R^x$  is independently an optionally substituted group selected from 6-10-membered aryl,  $C_{1-6}$  aliphatic, or  $C_{1-6}$  heteroaliphatic having 1-2 heteroatoms independently selected from the group consisting of nitrogen, oxygen, and sulfur; or:

5           two  $R^x$  are taken together to form a 5-7-membered heterocyclic ring having 1-2 heteroatoms independently selected from the group consisting of nitrogen, oxygen, and sulfur;

each occurrence of R is independently hydrogen, an optionally substituted group selected from acyl, arylalkyl, 6-10-membered aryl,  $C_{1-6}$  aliphatic, or  $C_{1-6}$  heteroaliphatic having 1-2 heteroatoms independently selected from the group consisting of nitrogen, oxygen, and sulfur, or:

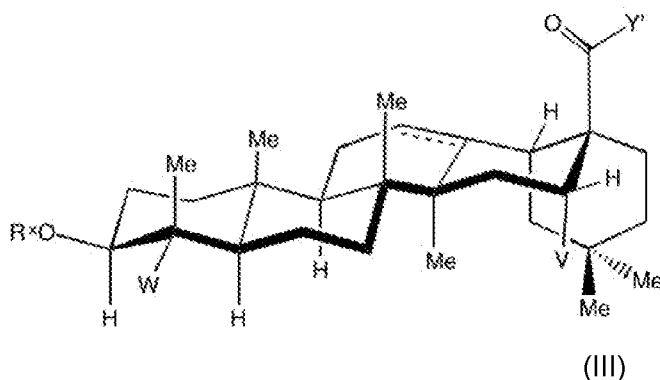
two R on the same nitrogen atom are taken with the nitrogen atom to form a 4-7-membered heterocyclic ring having 1-2 heteroatoms independently selected from the group consisting of nitrogen, oxygen, and sulfur.

15           It will be appreciated by one of ordinary skill in the art that the compounds of the present application include, but are not necessarily limited to, those compounds encompassed in the genus set forth herein. The compounds encompassed by this application include at least all of the compounds disclosed in the entire specification as a whole, including all individual species within each genus.

20           In another aspect, the present invention provides novel semi-synthetic methods for synthesizing QS-7, QS-21, and related analogs, the method comprising coupling a triterpene compound with a compound comprising a saccharide to form a compound of Formula II. In some embodiments, the method comprises the steps of:

(a) providing a compound of Formula III:

25

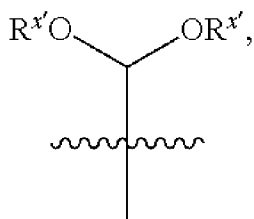


wherein:

== is a single or double bond;

Y' is hydrogen, halogen, alkyl, aryl, OR, OR<sup>y</sup>, OH, NR<sub>2</sub>, NR<sub>3</sub><sup>+</sup>, NHR, NH<sub>2</sub>, SR, or NROR;

W is Me, —CHO, —CH<sub>2</sub>OR<sup>x</sup>, —C(O)R<sup>y</sup>, or



V is hydrogen or —OR<sup>x</sup>;

R<sup>y</sup> is —OH, or a carboxyl protecting group selected from the group consisting of ester, amides, and hydrazides;

each occurrence of R<sup>x</sup> is independently an optionally substituted group selected from 6-10-membered aryl, C1-6 aliphatic, or C<sub>1-6</sub> heteroaliphatic having 1-2 heteroatoms independently selected from the group consisting of nitrogen, oxygen, and sulfur; or:

two R<sup>x</sup> are taken together to form a 5-7-membered heterocyclic ring having 1-2 heteroatoms independently selected from the group consisting of nitrogen, oxygen, and sulfur;

each occurrence of R is independently hydrogen, an optionally substituted group selected from acyl, arylalkyl, 6-10-membered aryl, C<sub>1-12</sub> aliphatic, or C<sub>1-12</sub> heteroaliphatic having 1-2 heteroatoms independently selected from the group consisting of nitrogen, oxygen, and sulfur;

each occurrence of R<sup>x</sup> is independently hydrogen or an oxygen protecting group selected from the group consisting of alkyl ethers, benzyl ethers, silyl ethers, acetals, ketals, esters, and carbonates;

(b) treating said compound of Formula III under suitable conditions with a compound of Formula V:

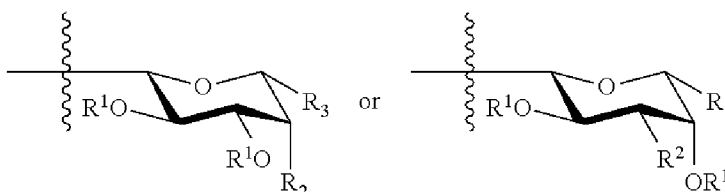
LG-Z

(V)

wherein:

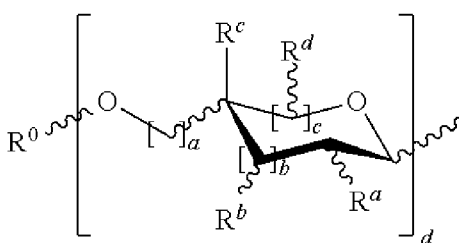
Z is hydrogen; a cyclic or acyclic, optionally substituted moiety selected from the group consisting of acyl, aliphatic, heteroaliphatic, aryl,

arylalkyl, and heteroaryl; or a carbohydrate domain having the structure:



wherein:

each occurrence of  $R^1$  is  $R^x$  or a carbohydrate domain having the structure:



wherein:

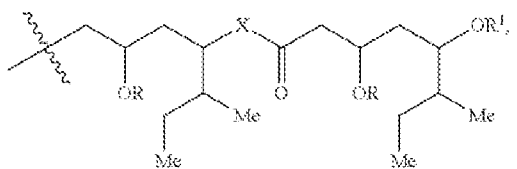
each occurrence of  $a$ ,  $b$ , and  $c$  is independently 0, 1, or 2;

$d$  is an integer from 1-5, wherein each  $d$  bracketed structure may be the same or different; with the proviso that the  $d$  bracketed structure represents a furanose or a pyranose moiety, and the sum of  $b$  and  $c$  is 1 or 2;

$R^0$  is hydrogen; an oxygen protecting group selected from the group consisting of alkyl ethers, benzyl ethers, silyl ethers, acetals, ketals, esters, carbamates, and carbonates; or an optionally substituted moiety selected from the group consisting of acyl,  $C_{1-10}$  aliphatic,  $C_{1-6}$  heteroaliphatic, 6-10-membered aryl, arylalkyl, 5-10 membered heteroaryl having 1-4 heteroatoms independently selected from nitrogen, oxygen, or sulfur, 4-7 membered heterocyclyl having 1-2 heteroatoms independently selected from the group consisting of nitrogen, oxygen, and sulfur;

each occurrence of  $R^a$ ,  $R^b$ ,  $R^c$ , and  $R^d$  is independently hydrogen, halogen, OH, OR,  $OR^x$ ,  $NR_2$ ,  $NHCOR$ , or an optionally substituted group selected from acyl,  $C_{1-10}$  aliphatic,  $C_{1-6}$  heteroaliphatic, 6-10-membered aryl, arylalkyl, 5-10-membered heteroaryl having 1-4

heteroatoms independently selected from nitrogen, oxygen, sulfur;  
 4-7-membered heterocyclyl having 1-2 heteroatoms independently  
 selected from the group consisting of nitrogen, oxygen, and sulfur;  
 $R^2$  is hydrogen, halogen, OH, OR, OC(O) $R^4$ , OC(O)OR $^4$ , OC(O)NHR $^4$ ,  
 5 OC(O)NRR $^4$ , OC(O)SR $^4$ , NHC(O) $R^4$ , NRC(O) $R^4$ , NHC(O)OR $^4$ ,  
 NHC(O)NHR $^4$ , NHC(O)NRR $^4$ , NHR $^4$ , N( $R^4$ ) $_2$ , NHR $^4$ , NRR $^4$ , N $_3$ , or an  
 optionally substituted group selected from C $_{1-10}$  aliphatic, C $_{1-6}$   
 heteroaliphatic, 6-10-membered aryl, arylalkyl, 5-10 membered  
 heteroaryl having 1-4 heteroatoms independently selected from the  
 10 group consisting of nitrogen, oxygen, and sulfur, 4-7-membered  
 heterocyclyl having 1-2 heteroatoms independently selected from the  
 group consisting of nitrogen, oxygen, and sulfur;  
 $R^3$  is hydrogen, halogen, CH $_2$ OR $^1$ , or an optionally substituted group  
 selected from the group consisting of acyl, C $_{1-10}$  aliphatic, C $_{1-6}$   
 15 heteroaliphatic, 6-10-membered aryl, arylalkyl, 5-10-membered  
 heteroaryl having 1-4 heteroatoms independently selected from the  
 group consisting of nitrogen, oxygen, and sulfur, 4-7-membered  
 heterocyclyl having 1-2 heteroatoms independently selected from the  
 group consisting of nitrogen, oxygen, and sulfur,  
 20  $R^4$  is -T-R $^z$ , -C(O)-T-R $^z$ , -NH-T-R $^z$ , -O-T-R $^z$ , -S-T-R $^z$ , -C(O)NH-T-R $^z$ ,  
 C(O)O-T-R $^z$ , C(O)S-T-R $^z$ , C(O)NH-T-O-T-R $^z$ , -O-T-R $^z$ , -T-O-T-R $^z$ , -T-  
 S-T-R $^z$ , or



wherein

X is —O—, —NR—, or T-R $^z$ ;

T is a covalent bond or a bivalent C $_{1-26}$  saturated or unsaturated,  
 straight or branched, aliphatic or heteroaliphatic chain; and

30  $R^z$  is hydrogen, halogen, —OR, —OR $^x$ , —OR $^{1'}$ , —SR, NR $_2$ , —  
 C(O)OR, —C(O)R, —NHC(O)R, —NHC(O)OR, NC(O)OR, or an  
 optionally substituted group selected from acyl, arylalkyl,  
 heteroarylalkyl, C $_{1-6}$  aliphatic, 6-10-membered aryl, 5-10-

membered heteroaryl having 1-4 heteroatoms independently selected from nitrogen, oxygen, or sulfur, 4-7-membered heterocyclyl having 1-2 heteroatoms independently selected from the group consisting of nitrogen, oxygen, and sulfur;

$R^{1'}$  is  $R^x$  or a carbohydrate domain having the structure:



wherein:

each occurrence of a, b, and c is independently 0, 1, or 2;

d is an integer from 1-5, wherein each d bracketed structure may be the same or different; with the proviso that the d bracketed structure represents a furanose or a pyranose moiety, and the sum of b and c is 1 or 2;

$R^0$  is hydrogen; an oxygen protecting group selected from the group consisting of alkyl ethers, benzyl ethers, silyl ethers, acetals, ketals, esters, carbamates, and carbonates; or an optionally substituted moiety selected from the group consisting of acyl,  $C_{1-10}$  aliphatic,  $C_{1-6}$  heteroaliphatic, 6-10-membered aryl, arylalkyl, 5-10 membered heteroaryl having 1-4 heteroatoms independently selected from nitrogen, oxygen, or sulfur, 4-7 membered heterocyclyl having 1-2 heteroatoms independently selected from the group consisting of nitrogen, oxygen, and sulfur;

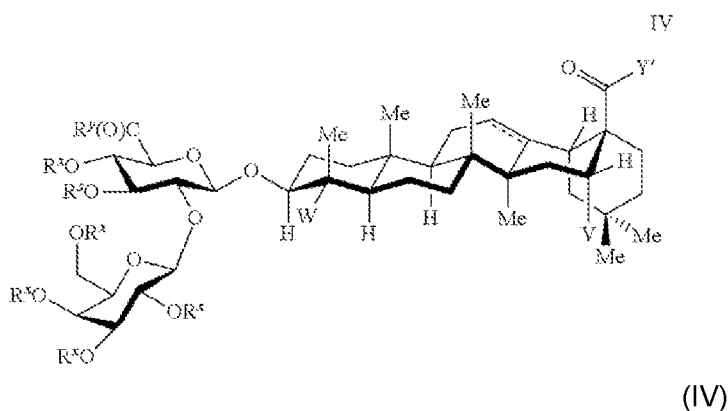
each occurrence of  $R^a$ ,  $R^b$ ,  $R^c$ , and  $R^d$  is independently hydrogen, halogen, OH, OR,  $OR^x$ ,  $NR_2$ ,  $NHCOR$ , or an optionally substituted group selected from acyl,  $C_{1-10}$  aliphatic,  $C_{1-6}$  heteroaliphatic, 6-10-membered aryl, arylalkyl, 5-10-membered heteroaryl having 1-4 heteroatoms independently selected from nitrogen, oxygen, sulfur; 4-7-membered heterocyclyl having 1-2 heteroatoms independently selected from the group consisting of nitrogen, oxygen, and sulfur;

each occurrence of  $R^x$  is as defined for compounds of Formula III; and  
 LG is a suitable leaving group selected from the group consisting  
 of halogen, imidate, alkoxy, sulphonyloxy, optionally  
 substituted alkylsulfonyl, optionally substituted  
 alkenylsulfonyl, optionally substituted arylsulfonyl, and  
 diazonium moieties;

(c) to give a compound of formula I as described herein.

In some embodiments, the method comprises the steps of:

(a) Providing a compound of Formula IV:

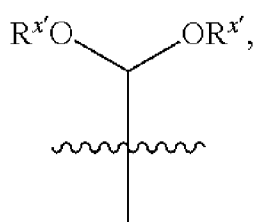


wherein:

--- is a single or double bond;

$Y'$  is hydrogen, halogen, alkyl, aryl, OR,  $OR^y$ , OH,  $NR_2$ ,  $NR_3^+$ , NHR,  $NH_2$ ,  
 SR, or NROR;

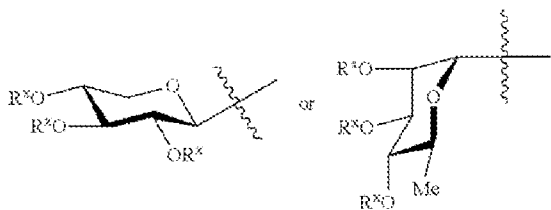
W is Me, —CHO, —CH<sub>2</sub>OR<sup>x</sup>, —C(O)R<sup>y</sup>, or



V is hydrogen or —OR<sup>x</sup>;

$R^y$  is —OH, or a carboxyl protecting group selected from the group  
 consisting of ester, amides, and hydrazides;

$R^S$  is



each occurrence of  $R^x$  is independently an optionally substituted group selected from 6-10-membered aryl, C1-6 aliphatic, or C<sub>1-6</sub> heteroaliphatic having 1-2 heteroatoms independently selected from the group consisting of nitrogen, oxygen, and sulfur; or:

two  $R^x$  are taken together to form a 5-7-membered heterocyclic ring having 1-2 heteroatoms independently selected from the group consisting of nitrogen, oxygen, and sulfur;

each occurrence of R is independently hydrogen, an optionally substituted group selected from acyl, arylalkyl, 6-10-membered aryl, C<sub>1-12</sub> aliphatic, or C<sub>1-12</sub> heteroaliphatic having 1-2 heteroatoms independently selected from the group consisting of nitrogen, oxygen, and sulfur;

each occurrence of  $R^x$  is independently hydrogen or an oxygen protecting group selected from the group consisting of alkyl ethers, benzyl ethers, silyl ethers, acetals, ketals, esters, and carbonates;

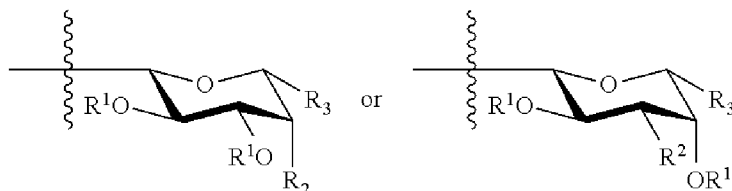
(b) treating said compound of Formula IV under suitable conditions with a compound of formula V:

LG-Z

(V)

wherein:

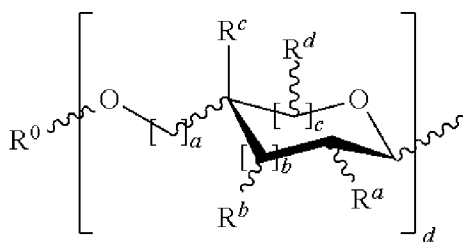
Z is hydrogen; a cyclic or acyclic, optionally substituted moiety selected from the group consisting of acyl, aliphatic, heteroaliphatic, aryl, arylalkyl, and heteroaryl; or a carbohydrate domain having the structure:



wherein:



each occurrence of R<sup>1</sup> is R<sup>x</sup> or a carbohydrate domain having the structure:



wherein:

each occurrence of a, b, and c is independently 0, 1, or 2;

d is an integer from 1-5, wherein each d bracketed structure may be the same or different; with the proviso that the d bracketed structure represents a furanose or a pyranose moiety, and the sum of b and c is 1 or 2;

R<sup>0</sup> is hydrogen; an oxygen protecting group selected from the group consisting of alkyl ethers, benzyl ethers, silyl ethers, acetals, ketals, esters, carbamates, and carbonates; or an optionally substituted moiety selected from the group consisting of acyl, C<sub>1-10</sub> aliphatic, C<sub>1-6</sub> heteroaliphatic, 6-10-membered aryl, arylalkyl, 5-10 membered heteroaryl having 1-4 heteroatoms independently selected from nitrogen, oxygen, or sulfur, 4-7 membered heterocyclyl having 1-2 heteroatoms independently selected from the group consisting of nitrogen, oxygen, and sulfur;

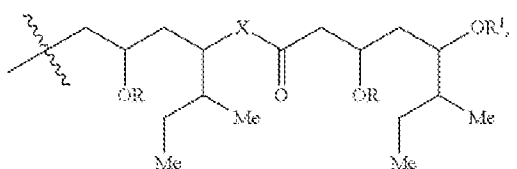
each occurrence of R<sup>a</sup>, R<sup>b</sup>, R<sup>c</sup>, and R<sup>d</sup> is independently hydrogen, halogen, OH, OR, OR<sup>x</sup>, NR<sub>2</sub>, NHCOR, or an optionally substituted group selected from acyl, C<sub>1-10</sub> aliphatic, C<sub>1-6</sub> heteroaliphatic, 6-10-membered aryl, arylalkyl, 5-10-membered heteroaryl having 1-4 heteroatoms independently selected from nitrogen, oxygen, sulfur; 4-7-membered heterocyclyl having 1-2 heteroatoms independently selected from the group consisting of nitrogen, oxygen, and sulfur;

R<sup>2</sup> is hydrogen, halogen, OH, OR, OC(O)R<sup>4</sup>, OC(O)OR<sup>4</sup>, OC(O)NHR<sup>4</sup>, OC(O)NRR<sup>4</sup>, OC(O)SR<sup>4</sup>, NHC(O)R<sup>4</sup>, NRC(O)R<sup>4</sup>, NHC(O)OR<sup>4</sup>, NHC(O)NHR<sup>4</sup>, NHC(O)NRR<sup>4</sup>, NHR<sup>4</sup>, N(R<sup>4</sup>)<sub>2</sub>, NHR<sup>4</sup>, NRR<sup>4</sup>, N<sub>3</sub>, or an optionally substituted group selected from C<sub>1-10</sub> aliphatic, C<sub>1-6</sub> heteroaliphatic, 6-10-membered aryl, arylalkyl, 5-10 membered

heteroaryl having 1-4 heteroatoms independently selected from the group consisting of nitrogen, oxygen, and sulfur, 4-7-membered heterocyclyl having 1-2 heteroatoms independently selected from the group consisting of nitrogen, oxygen, and sulfur;

$R^3$  is hydrogen, halogen,  $CH_2OR^1$ , or an optionally substituted group selected from the group consisting of acyl,  $C_{1-10}$  aliphatic,  $C_{1-6}$  heteroaliphatic, 6-10-membered aryl, arylalkyl, 5-10-membered heteroaryl having 1-4 heteroatoms independently selected from the group consisting of nitrogen, oxygen, and sulfur, 4-7-membered heterocyclyl having 1-2 heteroatoms independently selected from the group consisting of nitrogen, oxygen, and sulfur,

$R^4$  is  $-T-R^Z$ ,  $-C(O)-T-R^Z$ ,  $-NH-T-R^Z$ ,  $-O-T-R^Z$ ,  $-S-T-R^Z$ ,  $-C(O)NH-T-R^Z$ ,  $C(O)O-T-R^Z$ ,  $C(O)S-T-R^Z$ ,  $C(O)NH-T-O-T-R^Z$ ,  $-O-T-R^Z$ ,  $-T-O-T-R^Z$ ,  $-T-S-T-R^Z$ , or



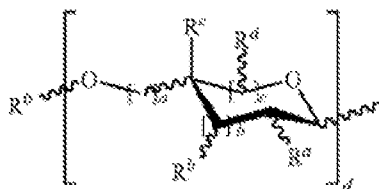
wherein

X is  $-O-$ ,  $-NR-$ , or  $T-R^Z$ ;

T is a covalent bond or a bivalent  $C_{1-26}$  saturated or unsaturated, straight or branched, aliphatic or heteroaliphatic chain; and

$R^Z$  is hydrogen, halogen,  $-OR$ ,  $-OR^x$ ,  $-OR^{1'}$ ,  $-SR$ ,  $NR_2$ ,  $-C(O)OR$ ,  $-C(O)R$ ,  $-NHC(O)R$ ,  $-NHC(O)OR$ ,  $NC(O)OR$ , or an optionally substituted group selected from acyl, arylalkyl, heteroarylalkyl,  $C_{1-6}$  aliphatic, 6-10-membered aryl, 5-10-membered heteroaryl having 1-4 heteroatoms independently selected from nitrogen, oxygen, or sulfur, 4-7-membered heterocyclyl having 1-2 heteroatoms independently selected from the group consisting of nitrogen, oxygen, and sulfur;

$R^{1'}$  is  $R^x$  or a carbohydrate domain having the structure:



wherein:

each occurrence of a, b, and c is independently 0, 1, or 2;

d is an integer from 1-5, wherein each d bracketed structure may be the same or different; with the proviso that the d bracketed structure represents a furanose or a pyranose moiety, and the sum of b and c is 1 or 2;

$R^0$  is hydrogen; an oxygen protecting group selected from the group consisting of alkyl ethers, benzyl ethers, silyl ethers, acetals, ketals, esters, carbamates, and carbonates; or an optionally substituted moiety selected from the group consisting of acyl,  $C_{1-10}$  aliphatic,  $C_{1-6}$  heteroaliphatic, 6-10-membered aryl, arylalkyl, 5-10 membered heteroaryl having 1-4 heteroatoms independently selected from nitrogen, oxygen, or sulfur, 4-7 membered heterocyclyl having 1-2 heteroatoms independently selected from the group consisting of nitrogen, oxygen, and sulfur;

each occurrence of  $R^a$ ,  $R^b$ ,  $R^c$ , and  $R^d$  is independently hydrogen, halogen, OH, OR,  $OR^x$ ,  $NR_2$ ,  $NHCOR$ , or an optionally substituted group selected from acyl,  $C_{1-10}$  aliphatic,  $C_{1-6}$  heteroaliphatic, 6-10-membered aryl, arylalkyl, 5-10-membered heteroaryl having 1-4 heteroatoms independently selected from nitrogen, oxygen, sulfur; 4-7-membered heterocyclyl having 1-2 heteroatoms independently selected from the group consisting of nitrogen, oxygen, and sulfur;

each occurrence of  $R^x$  is as defined for compounds of formula IV; and

LG is a suitable leaving group selected from the group consisting of halogen, imidate, alkoxy, sulphonyloxy, optionally

substituted alkylsulphonyl, optionally substituted alkenylsulfonyl, optionally substituted arylsulfonyl, and diazonium moieties;

(c) to give a compound of Formula II as described herein.

5 According to another aspect of the present subject matter, the compounds disclosed in this application have been shown to be useful as adjuvants. In another aspect, the present application provides a method for preparing compounds according to the embodiments of this application. In another aspect, the present invention provides a method of potentiating an immune response to an antigen, comprising administering to a subject a provided vaccine  
10 in an effective amount to potentiate the immune response of said subject to said antigen.

In another aspect, the present invention provides methods of vaccinating a subject, comprising administering a provided vaccine to said subject. In some embodiments, the subject is human. In some embodiments, the vaccine is administered as an injectable.

In another aspect, the invention provides pharmaceutical compositions comprising  
15 compounds of the invention and pharmaceutically acceptable excipients. In certain embodiments, the pharmaceutical composition is a vaccine comprising an antigen and an inventive adjuvant.

In another aspect, the invention provides kits comprising pharmaceutical compositions of inventive compounds. In some embodiments, the kits comprise prescribing  
20 information. In some embodiments, such kits include the combination of an inventive adjuvant compound and another immunotherapeutic agent. The agents may be packaged separately or together. The kit optionally includes instructions for prescribing the medication. In certain embodiments, the kit includes multiple doses of each agent. The kit may include sufficient quantities of each component to treat a subject for a week, two weeks, three  
25 weeks, four weeks, or multiple months. In certain embodiments, the kit includes one cycle of immunotherapy. In certain embodiments, the kit includes a sufficient quantity of a pharmaceutical composition to immunize a subject against an antigen long term.

As used herein, the following definitions shall apply unless otherwise indicated.

The term "aliphatic" or "aliphatic group," as used herein, means a straight-chain (i.e.,  
30 unbranched) or branched, substituted or unsubstituted hydrocarbon chain that is completely saturated or that contains one or more units of unsaturation, or a monocyclic hydrocarbon or bicyclic hydrocarbon that is completely saturated or that contains one or more units of unsaturation, but which is not aromatic (also referred to herein as "carbocycle," "cycloaliphatic" or "cycloalkyl"), that has a single point of attachment to the rest of the  
35 molecule. Unless otherwise specified, aliphatic groups contain 1-12 aliphatic carbon atoms.

In some embodiments, aliphatic groups contain 1-6 aliphatic carbon atoms. In some embodiments, aliphatic groups contain 1-5 aliphatic carbon atoms. In other embodiments, aliphatic groups contain 1-4 aliphatic carbon atoms. In still other embodiments, aliphatic groups contain 1-3 aliphatic carbon atoms, and in yet other embodiments, aliphatic groups contain 1-2 aliphatic carbon atoms. In some embodiments, "cycloaliphatic" (or "carbocycle" or "cycloalkyl") refers to a monocyclic C<sub>3</sub>-C<sub>6</sub> hydrocarbon that is completely saturated or that contains one or more units of unsaturation, but which is not aromatic, that has a single point of attachment to the rest of the molecule. Suitable aliphatic groups include, but are not limited to, linear or branched, substituted or unsubstituted alkyl, alkenyl, alkynyl groups and hybrids thereof such as (cycloalkyl)alkyl, (cycloalkenyl)alkyl or (cycloalkyl)alkenyl.

The term "lower alkyl" refers to a C<sub>1-4</sub> straight or branched alkyl group. Exemplary lower alkyl groups are methyl, ethyl, propyl, isopropyl, butyl, isobutyl, and tert-butyl.

The term "lower haloalkyl" refers to a C<sub>1-4</sub> straight or branched alkyl group that is substituted with one or more halogen atoms.

The term "heteroatom" means one or more of oxygen, sulfur, nitrogen, phosphorus, or silicon (including, any oxidized form of nitrogen, sulfur, phosphorus, or silicon; the quaternized form of any basic nitrogen or; a substitutable nitrogen of a heterocyclic ring, for example N (as in 3,4-dihydro-2H-pyrrolyl), NH (as in pyrrolidinyl) or NR<sup>+</sup> (as in N-substituted pyrrolidinyl)).

The term "unsaturated," as used herein, means that a moiety has one or more units of unsaturation.

As used herein, the term "bivalent C<sub>1-12</sub> (or C<sub>1-26</sub>, C<sub>1-16</sub>, C<sub>1-8</sub>) or saturated or unsaturated, straight or branched, hydrocarbon chain," refers to bivalent alkylene, alkenylene, and alkynylene chains that are straight or branched as defined herein.

The term "alkylene" refers to a bivalent alkyl group. An "alkylene chain" is a polymethylene group, i.e., —(CH<sub>2</sub>)<sub>n</sub>—, wherein n is a positive integer, preferably from 1 to 30, from 1 to 28, from 1 to 26, from 1 to 24, from 1 to 22, from 1 to 20, from 1 to 18, from 1 to 16, from 1 to 14, from 1 to 12, from 1 to 10, from 1 to 8, from 1 to 6, from 1 to 4, from 1 to 3, from 1 to 2, or from 2 to 3. A substituted alkylene chain is a polymethylene group in which one or more methylene hydrogen atoms are replaced with a substituent. Suitable substituents include those described below for a substituted aliphatic group.

The term "alkenylene" refers to a bivalent alkenyl group. A substituted alkenylene chain is a polymethylene group containing at least one double bond in which one or more hydrogen atoms are replaced with a substituent. Suitable substituents include those described below for a substituted aliphatic group.

The term “alkynylene” refers to a bivalent alkynyl group. A substituted alkynylene chain is a polymethylene group containing at least one double bond in which one or more hydrogen atoms are replaced with a substituent. Suitable substituents include those described below for a substituted aliphatic group.

5       The term “acyl,” used alone or a part of a larger moiety, refers to groups formed by removing a hydroxy group from a carboxylic acid.

The term “halogen” means F, Cl, Br, or I.

The terms “aralkyl” and “arylalkyl” are used interchangeably and refer to alkyl groups in which a hydrogen atom has been replaced with an aryl group. Such groups include,  
10       without limitation, benzyl, cinnamyl, and dihyrocinnamyl.

The term “aryl” used alone or as part of a larger moiety as in “aralkyl,” “aralkoxy,” or “aryloxyalkyl,” refers to monocyclic or bicyclic ring systems having a total of five to fourteen ring members, wherein at least one ring in the system is aromatic and wherein each ring in the system contains 3 to 7 ring members. The term “aryl” may be used interchangeably with  
15       the term “aryl ring.”

In certain embodiments of the present invention, “aryl” refers to an aromatic ring system which includes, but not limited to, phenyl, biphenyl, naphthyl, anthracyl and the like, which may bear one or more substituents. Also, included within the scope of the term “aryl,” as it is used herein, is a group in which an aromatic ring is fused to one or more non-  
20       aromatic rings, such as indanyl, phthalimidyl, naphthimidyl, phenanthridinyl, or tetrahydronaphthyl, and the like.

The terms “heteroaryl” and “heteroar-,” used alone or as part of a larger moiety, e.g., “heteroaralkyl,” or “heteroaralkoxy,” refer to groups having 5 to 10 ring atoms, preferably 5, 6, or 9 ring atoms; having 6, 10, or 14 $\pi$  electrons shared in a cyclic array; and having, in  
25       addition to carbon atoms, from one to five heteroatoms. The term “heteroatom” refers to nitrogen, oxygen, or sulfur, and includes any oxidized form of nitrogen or sulfur, and any quaternized form of a basic nitrogen. Heteroaryl groups include, without limitation, thienyl, furanyl, pyrrolyl, imidazolyl, pyrazolyl, triazolyl, tetrazolyl, oxazolyl, isoxazolyl, oxadiazolyl, thiazolyl, isothiazolyl, thiadiazolyl, pyridyl, pyridazinyl, pyrimidinyl, pyrazinyl, indolizinyl,  
30       purinyl, naphthyridinyl, and pteridinyl. The terms “heteroaryl” and “heteroar-,” as used herein, also include groups in which a heteroaromatic ring is fused to one or more aryl, cycloaliphatic, or heterocyclyl rings, where the radical or point of attachment is on the heteroaromatic ring. Nonlimiting examples include indolyl, isoindolyl, benzothieryl, benzofuranyl, dibenzofuranyl, indazolyl, benzimidazolyl, benzthiazolyl, quinolyl, isoquinolyl,  
35       cinnolinyl, phthalazinyl, quinazolinyl, quinoxalinyl, 4H-quinolizinyl, carbazolyl, acridinyl,

phenazinyl, phenothiazinyl, phenoxazinyl, tetrahydroquinolinyl, tetrahydroisoquinolinyl, and pyrido[2,3-b]-1,4-oxazin-3(4H)-one. A heteroaryl group may be mono- or bicyclic. The term “heteroaryl” may be used interchangeably with the terms “heteroaryl ring,” “heteroaryl group,” or “heteroaromatic,” any of which terms include rings that are optionally substituted.

5 The terms “heteroaralkyl” and “heteroarylalkyl” refer to an alkyl group substituted by a heteroaryl moiety, wherein the alkyl and heteroaryl portions independently are optionally substituted.

The term “heteroaliphatic,” as used herein, means aliphatic groups wherein one or two carbon atoms are independently replaced by one or more of oxygen, sulfur, nitrogen, or  
10 phosphorus. Heteroaliphatic groups may be substituted or unsubstituted, branched or unbranched, cyclic or acyclic, and include “heterocycle,” “heterocyclyl,” “heterocycloaliphatic,” or “heterocyclic” groups.

As used herein, the terms “heterocycle,” “heterocyclyl,” “heterocyclic radical,” and “heterocyclic ring” are used interchangeably and refer to a stable 5- to 7-membered  
15 monocyclic or 7-10-membered bicyclic heterocyclic moiety that is either saturated or partially unsaturated, and having, in addition to carbon atoms, one or more, preferably one to four, heteroatoms, as defined above. When used in reference to a ring atom of a heterocycle, the term “nitrogen” includes a substituted nitrogen. As an example, in a saturated or partially unsaturated ring having 0-3 heteroatoms selected from oxygen, sulfur or nitrogen, the  
20 nitrogen may be N (as in 3,4-dihydro-2H-pyrrolyl), NH (as in pyrrolidinyl), or +NR (as in N-substituted pyrrolidinyl).

A heterocyclic ring can be attached to its pendant group at any heteroatom or carbon atom that results in a stable structure and any of the ring atoms can be optionally substituted. Examples of such saturated or partially unsaturated heterocyclic radicals  
25 include, without limitation, tetrahydrofuranyl, tetrahydrothiophenyl pyrrolidinyl, piperidinyl, pyrrolinyl, tetrahydroquinolinyl, tetrahydroisoquinolinyl, decahydroquinolinyl, oxazolidinyl, piperazinyl, dioxanyl, dioxolanyl, diazepinyl, oxazepinyl, thiazepinyl, morpholinyl, and quinuclidinyl. The terms “heterocycle,” “heterocyclyl,” “heterocyclyl ring,” “heterocyclic group,” “heterocyclic moiety,” and “heterocyclic radical,” are used interchangeably herein,  
30 and also include groups in which a heterocyclyl ring is fused to one or more aryl, heteroaryl, or cycloaliphatic rings, such as indolinyl, 3H-indolyl, chromanyl, phenanthridinyl, or tetrahydroquinolinyl, where the radical or point of attachment is on the heterocyclyl ring. A heterocyclyl group may be mono- or bicyclic. The term “heterocyclylalkyl” refers to an alkyl group substituted by a heterocyclyl, wherein the alkyl and heterocyclyl portions  
35 independently are optionally substituted.

As used herein, the term “partially unsaturated” refers to a ring moiety that includes at least one double or triple bond. The term “partially unsaturated” is intended to encompass rings having multiple sites of unsaturation, but is not intended to include aryl or heteroaryl moieties, as herein defined.

5 In another aspect, the present invention provides “pharmaceutically acceptable” compositions, which comprise a therapeutically effective amount of one or more of the compounds described herein, formulated together with one or more pharmaceutically acceptable carriers (additives) and/or diluents. As described in detail, the pharmaceutical compositions of the present invention may be specially formulated for administration by  
10 injection.

The phrase “pharmaceutically acceptable” is employed herein to refer to those compounds, materials, compositions, and/or dosage forms which are, within the scope of sound medical judgment, suitable for use in contact with the tissues of human beings and animals without excessive toxicity, irritation, allergic response, or other problem or  
15 complication, commensurate with a reasonable benefit/risk ratio.

The phrase “pharmaceutically acceptable carrier” as used herein means a pharmaceutically-acceptable material, composition or vehicle, such as a liquid or solid filler, diluent, excipient, or solvent encapsulating material, involved in carrying or transporting the subject compound from one organ, or portion of the body, to another organ, or portion of the  
20 body. Each carrier must be “acceptable” in the sense of being compatible with the other ingredients of the formulation and not injurious to the patient. Some examples of materials which can serve as pharmaceutically-acceptable carriers include: sugars, such as lactose, glucose and sucrose; starches, such as corn starch and potato starch; cellulose, and its derivatives, such as sodium carboxymethyl cellulose, ethyl cellulose and cellulose acetate;  
25 powdered tragacanth; malt; gelatin; talc; excipients, such as cocoa butter and suppository waxes; oils, such as peanut oil, cottonseed oil, safflower oil, sesame oil, olive oil, corn oil and soybean oil; glycols, such as propylene glycol; polyols, such as glycerin, sorbitol, mannitol and polyethylene glycol; esters, such as ethyl oleate and ethyl laurate; agar; buffering agents, such as magnesium hydroxide and aluminum hydroxide; alginic acid; pyrogen-free  
30 water; isotonic saline; Ringer's solution; ethyl alcohol; pH buffered solutions; polyesters, polycarbonates and/or polyanhydrides; and other non-toxic compatible substances employed in pharmaceutical formulations.

As used herein, the term “pharmaceutically acceptable salt” refers to those salts which are, within the scope of sound medical judgment, suitable for use in contact with the  
35 tissues of humans and lower animals without undue toxicity, irritation, allergic response and



the like, and are commensurate with a reasonable benefit/risk ratio. Pharmaceutically acceptable salts are well known in the art. For example, S. M. Berge et al., describe pharmaceutically acceptable salts in detail in J. Pharmaceutical Sciences, 1977, 66, 1-19, incorporated herein by reference. Pharmaceutically acceptable salts of the compounds of this invention include those derived from suitable inorganic and organic acids and bases. Examples of pharmaceutically acceptable, nontoxic acid addition salts are salts of an amino group formed with inorganic acids such as hydrochloric acid, hydrobromic acid, phosphoric acid, sulfuric acid and perchloric acid or with organic acids such as acetic acid, oxalic acid, maleic acid, tartaric acid, citric acid, succinic acid or malonic acid or by using other methods used in the art such as ion exchange. Other pharmaceutically acceptable salts include adipate, alginate, ascorbate, aspartate, benzenesulfonate, benzoate, bisulfate, borate, butyrate, camphorate, camphorsulfonate, citrate, cyclopentanepropionate, digluconate, dodecylsulfate, ethanesulfonate, formate, fumarate, glucoheptonate, glycerophosphate, gluconate, hemisulfate, heptanoate, hexanoate, hydroiodide, 2-hydroxy-ethanesulfonate, lactobionate, lactate, laurate, lauryl sulfate, malate, maleate, malonate, methanesulfonate, 2-naphthalenesulfonate, nicotinate, nitrate, oleate, oxalate, palmitate, pamoate, pectinate, persulfate, 3-phenylpropionate, phosphate, pivalate, propionate, stearate, succinate, sulfate, tartrate, thiocyanate, p-toluenesulfonate, undecanoate, valerate salts, and the like.

In other cases, the compounds of the present invention may contain one or more acidic functional groups and, thus, are capable of forming pharmaceutically-acceptable salts with pharmaceutically acceptable bases. The term "pharmaceutically acceptable salts" in these instances refers to the relatively non-toxic, inorganic and organic base addition salts of compounds of the present invention. These salts can likewise be prepared in situ in the administration vehicle or the dosage form manufacturing process, or by separately reacting the purified compound in its free acid form with a suitable base, such as the hydroxide, carbonate or bicarbonate of a pharmaceutically acceptable metal cation, with ammonia, or with a pharmaceutically acceptable organic primary, secondary, tertiary, or quaternary amine. Salts derived from appropriate bases include alkali metal, alkaline earth metal, ammonium and  $N^+(C_{1-4}alkyl)_4$  salts. Representative alkali or alkaline earth metal salts include sodium, lithium, potassium, calcium, magnesium, and the like. Further pharmaceutically acceptable salts include, when appropriate, nontoxic ammonium, quaternary ammonium, and amine cations formed using counterions such as halide, hydroxide, carboxylate, sulfate, phosphate, nitrate, lower alkyl sulfonate and aryl sulfonate. Representative organic amines useful for the formation of base addition salts include

ethylamine, diethylamine, ethylenediamine, ethanolamine, diethanolamine, piperazine and the like. (See, for example, Berge et al., *supra*).

Unless otherwise stated, structures depicted herein are also meant to include all isomeric (e.g., enantiomeric, diastereomeric, and geometric (or conformational)) forms of the structure; for example, the R and S configurations for each stereocenter, Z and E double bond isomers, and Z and E conformational isomers. Therefore, single stereochemical isomers as well as enantiomeric, diastereomeric, and geometric (or conformational) mixtures of the present compounds are within the scope of the invention. Unless otherwise stated, all tautomeric forms of the compounds of the invention are within the scope of the invention.

Provided compounds may comprise one or more saccharide moieties. Unless otherwise specified, both D- and L-configurations, and mixtures thereof, are within the scope of the invention. Unless otherwise specified, both  $\alpha$ - and  $\beta$ -linked embodiments, and mixtures thereof, are contemplated by the present invention.

If, for instance, a particular enantiomer of a compound of the present invention is desired, it may be prepared by asymmetric synthesis, chiral chromatography, or by derivation with a chiral auxiliary, where the resulting diastereomeric mixture is separated and the auxiliary group cleaved to provide the pure desired enantiomers. Alternatively, where the molecule contains a basic functional group, such as amino, or an acidic functional group, such as carboxyl, diastereomeric salts are formed with an appropriate optically-active acid or base, followed by resolution of the diastereomers thus formed by fractional crystallization or chromatographic means well known in the art, and subsequent recovery of the pure enantiomers.

Additionally, unless otherwise stated, structures depicted herein are also meant to include compounds that differ only in the presence of one or more isotopically enriched atoms. For example, compounds having the present structures including the replacement of hydrogen by deuterium or tritium, or the replacement of a carbon by a  $^{13}\text{C}$ - or  $^{14}\text{C}$ -enriched carbon are within the scope of this invention. Such compounds are useful, for example, as analytical tools, as probes in biological assays, or as therapeutic agents in accordance with the present invention.

One of ordinary skill in the art will appreciate that the synthetic methods, as described herein, utilize a variety of protecting groups. By the term "protecting group," as used herein, it is meant that a particular functional moiety, e.g., O, S, or N, is masked or blocked, permitting, if desired, a reaction to be carried out selectively at another reactive site in a multifunctional compound. In preferred embodiments, a protecting group reacts selectively in good yield to give a protected substrate that is stable to the projected

reactions; the protecting group is preferably selectively removable by readily available, preferably non-toxic reagents that do not attack the other functional groups; the protecting group forms a separable derivative (more preferably without the generation of new stereogenic centers); and the protecting group will preferably have a minimum of additional

5 functionality to avoid further sites of reaction. As detailed herein, oxygen, sulfur, nitrogen, and carbon protecting groups may be utilized. By way of non-limiting example, hydroxyl protecting groups include methyl, methoxymethyl (MOM), methylthiomethyl (MTM), t-butylthiomethyl, (phenyldimethylsilyl)methoxymethyl (SMOM), benzyloxymethyl (BOM), p-methoxybenzyloxymethyl (PMBM), (4-methoxyphenoxy)methyl (p-AOM), guaiacolmethyl

10 (GUM), t-butoxymethyl, 4-pentenylloxymethyl (POM), siloxymethyl, 2-methoxyethoxymethyl (MEM), 2,2,2-trichloroethoxymethyl, bis(2-chloroethoxy)methyl, 2-(trimethylsilyl)ethoxymethyl (SEMOR), tetrahydropyranyl (THP), 3-bromotetrahydropyranyl, tetrahydrothiopyranyl, 1-methoxycyclohexyl, 4-methoxytetrahydropyranyl (MTHP), 4-methoxytetrahydrothiopyranyl, 4-methoxytetrahydrothiopyranyl S,S-dioxide, 1-[(2-chloro-4-methyl)phenyl]-4-

15 methoxypiperidin-4-yl (CTMP), 1,4-dioxan-2-yl, tetrahydrofuranyl, tetrahydrothiofuranyl, 2,3,3a,4,5,6,7,7a-octahydro-7,8,8-trimethyl-4,7-methanobenzofuran-2-yl, 1-ethoxyethyl, 1-(2-chloroethoxy)ethyl, 1-methyl-1-methoxyethyl, 1-methyl-1-benzyloxyethyl, 1-methyl-1-benzyloxy-2-fluoroethyl, 2,2,2-trichloroethyl, 2-trimethylsilylethyl, 2-(phenylselenyl)ethyl, t-butyl, allyl, p-chlorophenyl, p-methoxyphenyl, 2,4-dinitrophenyl, benzyl, p-methoxybenzyl,

20 3,4-dimethoxybenzyl, o-nitrobenzyl, p-nitrobenzyl, p-halobenzyl, 2,6-dichlorobenzyl, p-cyanobenzyl, p-phenylbenzyl, 2-picolyl, 4-picolyl, 3-methyl-2-picolyl N-oxido, diphenylmethyl, p,p'-dinitrobenzhydryl, 5-dibenzosuberyl, triphenylmethyl,  $\alpha$ -naphthylidiphenylmethyl, p-methoxyphenyldiphenylmethyl, di(p-methoxyphenyl)phenylmethyl, tri(p-methoxyphenyl)methyl, 4-(4'-bromophenacyloxyphenyl)diphenylmethyl, 4,4',4''-tris(4,5-

25 dichlorophthalimidophenyl)methyl, 4,4',4''-tris(levulinoyloxyphenyl)methyl, 4,4',4''-tris(benzoyloxyphenyl)methyl, 3-(imidazol-1-yl)bis(4',4''-dimethoxyphenyl)methyl, 1,1-bis(4-methoxyphenyl)-1'-pyrenylmethyl, 9-anthryl, 9-(9-phenyl)xanthenyl, 9-(9-phenyl-10-oxo)anthryl, 1,3-benzodithiolan-2-yl, benzoisothiazolyl S,S-dioxido, trimethylsilyl (TMS), triethylsilyl (TES), triisopropylsilyl (TIPS), dimethylisopropylsilyl (IPDMS), diethylisopropylsilyl

30 (DEIPS), dimethylthexylsilyl, t-butyl dimethylsilyl (TBDMS), t-butyl diphenylsilyl (TBDPS), tribenzylsilyl, tri-p-xylylsilyl, triphenylsilyl, diphenylmethylsilyl (DPMS), t-butylmethoxyphenylsilyl (TBMPS), formate, benzoylformate, acetate, chloroacetate, dichloroacetate, trichloroacetate, trifluoroacetate, methoxyacetate, triphenylmethoxyacetate, phenoxyacetate, p-chlorophenoxyacetate, 3-phenylpropionate, 4-oxopentanoate (levulinate),

35 4,4-(ethylenedithio)pentanoate (levulinoyldithioacetal), pivaloate, adamantate, crotonate, 4-

methoxycrotonate, benzoate, p-phenylbenzoate, 2,4,6-trimethylbenzoate (mesitoate), alkyl methyl carbonate, 9-fluorenylmethyl carbonate (Fmoc), alkyl ethyl carbonate, alkyl 2,2,2-trichloroethyl carbonate (Troc), 2-(trimethylsilyl)ethyl carbonate (TMSEC), 2-(phenylsulfonyl)ethyl carbonate (Psec), 2-(triphenylphosphonio) ethyl carbonate (Peoc), alkyl isobutyl carbonate, alkyl vinyl carbonate alkyl allyl carbonate, alkyl p-nitrophenyl carbonate, alkyl benzyl carbonate, alkyl p-methoxybenzyl carbonate, alkyl 3,4-dimethoxybenzyl carbonate, alkyl o-nitrobenzyl carbonate, alkyl p-nitrobenzyl carbonate, alkyl S-benzyl thiocarbonate, 4-ethoxy-1-naphthyl carbonate, methyl dithiocarbonate, 2-iodobenzoate, 4-azidobutyrate, 4-nitro-4-methylpentanoate, o-(dibromomethyl)benzoate, 2-formylbenzenesulfonate, 2-(methylthiomethoxy)ethyl, 4-(methylthiomethoxy)butyrate, 2-(methylthiomethoxymethyl)benzoate, 2,6-dichloro-4-methylphenoxyacetate, 2,6-dichloro-4-(1,1,3,3-tetramethylbutyl)phenoxyacetate, 2,4-bis(1,1-dimethylpropyl)phenoxyacetate, chlorodiphenylacetate, isobutyrate, monosuccinoate, (E)-2-methyl-2-butenate, o-(methoxycarbonyl)benzoate,  $\alpha$ -naphthoate, nitrate, alkyl N,N,N',N'-tetramethylphosphorodiamidate, alkyl N-phenylcarbamate, borate, dimethylphosphinothioyl, alkyl 2,4-dinitrophenylsulfenate, sulfate, methanesulfonate (mesylate), benzylsulfonate, and tosylate (Ts). For protecting 1,2- or 1,3-diols, the protecting groups include methylene acetal, ethylidene acetal, 1-t-butylethylidene ketal, 1-phenylethylidene ketal, (4-methoxyphenyl)ethylidene acetal, 2,2,2-trichloroethylidene acetal, acetone, cyclopentylidene ketal, cyclohexylidene ketal, cycloheptylidene ketal, benzylidene acetal, p-methoxybenzylidene acetal, 2,4-dimethoxybenzylidene ketal, 3,4-dimethoxybenzylidene acetal, 2-nitrobenzylidene acetal, methoxymethylene acetal, ethoxymethylene acetal, dimethoxymethylene ortho ester, 1-methoxyethylidene ortho ester, 1-ethoxyethylidene ortho ester, 1,2-dimethoxyethylidene ortho ester,  $\alpha$ -methoxybenzylidene ortho ester, 1-(N,N-dimethylamino)ethylidene derivative,  $\alpha$ -(N,N'-dimethylamino)benzylidene derivative, 2-oxacyclopentylidene ortho ester, di-t-butylsilylene group (DTBS), 1,3-(1,1,3,3-tetraisopropylidisiloxanylidene) derivative (TIPDS), tetra-t-butoxydisiloxane-1,3-diylidene derivative (TBDS), cyclic carbonates, cyclic boronates, ethyl boronate, and phenyl boronate. Amino-protecting groups include methyl carbamate, ethyl carbamate, 9-fluorenylmethyl carbamate (Fmoc), 9-(2-sulfo)fluorenylmethyl carbamate, 9-(2,7-dibromo)fluorenylmethyl carbamate, 2,7-di-t-butyl-[9-(10,10-dioxo-10,10,10,10-tetrahydrothioxanthyl)]methyl carbamate (DBD-Tmoc), 4-methoxyphenacyl carbamate (Phenoc), 2,2,2-trichloroethyl carbamate (Troc), 2-trimethylsilyl ethyl carbamate (Teoc), 2-phenylethyl carbamate (hZ), 1-(1-adamantyl)-1-methylethyl carbamate (Adpoc), 1,1-dimethyl-2-haloethyl carbamate, 1,1-dimethyl-2,2-dibromoethyl carbamate (DB-t-BOC), 1,1-dimethyl-2,2,2-trichloroethyl

carbamate (TCBOC), 1-methyl-1-(4-biphenyl)ethyl carbamate (Bpoc), 1-(3,5-di-  
 butylphenyl)-1-methylethyl carbamate (t-Bumeoc), 2-(2'- and 4'-pyridyl)ethyl carbamate  
 (Pyoc), 2-(N,N-dicyclohexylcarboxamido)ethyl carbamate, t-butyl carbamate (BOC), 1-  
 adamantyl carbamate (Adoc), vinyl carbamate (Voc), allyl carbamate (Alloc), 1-isopropylallyl  
 5 carbamate (Ipaoc), cinnamyl carbamate (Coc), 4-nitrocinnamyl carbamate (Noc), 8-quinolyl  
 carbamate, N-hydroxypiperidyl carbamate, alkylidithio carbamate, benzyl carbamate (Cbz),  
 p-methoxybenzyl carbamate (Moz), p-nitrobenzyl carbamate, p-bromobenzyl carbamate, p-  
 chlorobenzyl carbamate, 2,4-dichlorobenzyl carbamate, 4-methylsulfinylbenzyl carbamate  
 (MsZ), 9-anthrylmethyl carbamate, diphenylmethyl carbamate, 2-methylthioethyl carbamate,  
 10 2-methylsulfonyl ethyl carbamate, 2-(p-toluenesulfonyl)ethyl carbamate, [2-(1,3-  
 dithianyl)]methyl carbamate (Dmoc), 4-methylthiophenyl carbamate (Mtpc), 2,4-  
 dimethylthiophenyl carbamate (Bmpc), 2-phosphonioethyl carbamate (Peoc), 2-  
 triphenylphosphonioisopropyl carbamate (Ppoc), 1,1-dimethyl-2-cyanoethyl carbamate, m-  
 chloro-p-acyloxybenzyl carbamate, p-(dihydroxyboryl)benzyl carbamate, 5-  
 15 benzisoxazolymethyl carbamate, 2-(trifluoromethyl)-6-chromonylmethyl carbamate (Tcroc),  
 m-nitrophenyl carbamate, 3,5-dimethoxybenzyl carbamate, o-nitrobenzyl carbamate, 3,4-  
 dimethoxy-6-nitrobenzyl carbamate, phenyl(o-nitrophenyl)methyl carbamate, phenothiazinyl-  
 (10)-carbonyl derivative, N'-p-toluenesulfonylaminocarbonyl derivative, N'-  
 phenylaminothiocarbonyl derivative, t-amyl carbamate, S-benzyl thiocarbamate, p-  
 20 cyanobenzyl carbamate, cyclobutyl carbamate, cyclohexyl carbamate, cyclopentyl  
 carbamate, cyclopropylmethyl carbamate, p-decyloxybenzyl carbamate, 2,2-  
 dimethoxycarbonylvinyl carbamate, o-(N,N-dimethylcarboxamido)benzyl carbamate, 1,1-  
 dimethyl-3-(N,N-dimethylcarboxamido)propyl carbamate, 1,1-dimethylpropynyl carbamate,  
 di(2-pyridyl)methyl carbamate, 2-furanylmethyl carbamate, 2-iodoethyl carbamate, isoborynl  
 25 carbamate, isobutyl carbamate, isonicotinyl carbamate, p-(p'-methoxyphenylazo)benzyl  
 carbamate, 1-methylcyclobutyl carbamate, 1-methylcyclohexyl carbamate, 1-methyl-1-  
 cyclopropylmethyl carbamate, 1-methyl-1-(3,5-dimethoxyphenyl)ethyl carbamate, 1-methyl-  
 1-(p-phenylazophenyl)ethyl carbamate, 1-methyl-1-phenylethyl carbamate, 1-methyl-1-(4-  
 pyridyl)ethyl carbamate, phenyl carbamate, p-(phenylazo)benzyl carbamate, 2,4,6-tri-t-  
 30 butylphenyl carbamate, 4-(trimethylammonium)benzyl carbamate, 2,4,6-trimethylbenzyl  
 carbamate, formamide, acetamide, chloroacetamide, trichloroacetamide, trifluoroacetamide,  
 phenylacetamide, 3-phenylpropanamide, picolinamide, 3-pyridylcarboxamide, N-  
 benzoylphenylalanyl derivative, benzamide, p-phenylbenzamide, o-nitrophenylacetamide, o-  
 nitrophenoxyacetamide, acetoacetamide, (N'-dithiobenzyloxycarbonylamino)acetamide, 3-  
 35 (p-hydroxyphenyl)propanamide, 3-(o-nitrophenyl)propanamide, 2-methyl-2-(o-

nitrophenoxy)propanamide, 2-methyl-2-(o-phenylazophenoxy)propanamide, 4-chlorobutanamide, 3-methyl-3-nitrobutanamide, o-nitrocinnamide, N-acetylmethionine derivative, o-nitrobenzamide, o-(benzoyloxymethyl)benzamide, 4,5-diphenyl-3-oxazolin-2-one, N-phthalimide, N-dithiasuccinimide (Dts), N-2,3-diphenylmaleimide, N-2,5-dimethylpyrrole, N-1,1,4,4-tetramethyldisilylazacyclopentane adduct (STABASE), 5-substituted 1,3-dimethyl-1,3,5-triazacyclohexan-2-one, 5-substituted 1,3-dibenzyl-1,3,5-triazacyclohexan-2-one, 1-substituted 3,5-dinitro-4-pyridone, N-methylamine, N-allylamine, N-[2-(trimethylsilyl)ethoxy]methylamine (SEM), N-3-acetoxypropylamine, N-(1-isopropyl-4-nitro-2-oxo-3-pyroloin-3-yl)-amine, quaternary ammonium salts, N-benzylamine, N-di(4-methoxyphenyl)methylamine, N-5-dibenzosuberylamine, N-triphenylmethylamine (Tr), N-[(4-methoxyphenyl)diphenylmethyl]amine (MMTr), N-9-phenylfluorenylamine (PhF), N-2,7-dichloro-9-fluorenylmethyleneamine, N-ferrocenylmethylamino (Fcm), N-2-picolylamino N'-oxide, N-1,1-dimethylthiomethyleneamine, N-benzylideneamine, N-p-methoxybenzylideneamine, N-diphenylmethyleneamine, N-[(2-pyridyl)mesityl]methyleneamine, N—(N',N'-dimethylaminomethylene)amine, N',N'-isopropylidenediamine, N-p-nitrobenzylideneamine, N-salicylideneamine, N-5-chlorosalicylideneamine, N-(5-chloro-2-hydroxyphenyl)phenylmethyleneamine, N-cyclohexylideneamine, N-(5,5-dimethyl-3-oxo-1-cyclohexenyl)amine, N-borane derivative, N-diphenylborinic acid derivative, N-[phenyl(pentacarbonylchromium- or tungsten)carbonyl]amine, N-copper chelate, N-zinc chelate, N-nitroamine, N-nitrosoamine, amine N-oxide, diphenylphosphinamide (Dpp), dimethylthiophosphinamide (Mpt), diphenylthiophosphinamide (Ppt), dialkyl phosphoramidates, dibenzyl phosphoramidate, diphenyl phosphoramidate, benzenesulfenamide, o-nitrobenzenesulfenamide (Nps), 2,4-dinitrobenzenesulfenamide, pentachlorobenzenesulfenamide, 2-nitro-4-methoxybenzenesulfenamide, triphenylmethylsulfenamide, 3-nitropyridinesulfenamide (Npys), p-toluenesulfonamide (Ts), benzenesulfonamide, 2,3,6-trimethyl-4-methoxybenzenesulfonamide (Mtr), 2,4,6-trimethoxybenzenesulfonamide (Mtb), 2,6-dimethyl-4-methoxybenzenesulfonamide (Pme), 2,3,5,6-tetramethyl-4-methoxybenzenesulfonamide (Mte), 4-methoxybenzenesulfonamide (Mbs), 2,4,6-trimethylbenzenesulfonamide (Mts), 2,6-dimethoxy-4-methylbenzenesulfonamide (iMDs), 2,2,5,7,8-pentamethylchroman-6-sulfonamide (Pmc), methanesulfonamide (Ms),  $\beta$ -trimethylsilylethanesulfonamide (SES), 9-anthracenesulfonamide, 4-(4',8'-dimethoxynaphthylmethyl)benzenesulfonamide (DNMBS), benzyisulfonamide, trifluoromethylsulfonamide, and phenacylsulfonamide. Exemplary protecting groups are detailed herein, however, it will be appreciated that the present invention is not intended to

be limited to these protecting groups; rather, a variety of additional equivalent protecting groups can be readily identified using the above criteria and utilized in the method of the present invention. Additionally, a variety of protecting groups are described by Greene and Wuts (*supra*).

As described herein, compounds of the invention may contain "optionally substituted" moieties. In general, the term "substituted," whether preceded by the term "optionally" or not, means that one or more hydrogens of the designated moiety are replaced with a suitable substituent. Unless otherwise indicated, an "optionally substituted" group may have a suitable substituent at each substitutable position of the group, and when more than one position in any given structure may be substituted with more than one substituent selected from a specified group, the substituent may be either the same or different at every position. Combinations of substituents envisioned by this invention are preferably those that result in the formation of stable or chemically feasible compounds. The term "stable," as used herein, refers to compounds that are not substantially altered when subjected to conditions to allow for their production, detection, and, in certain embodiments, their recovery, purification, and use for one or more of the purposes disclosed herein.

Suitable monovalent substituents on a substitutable carbon atom of an "optionally substituted" group are independently halogen;  $-(CH_2)_{0-4}R^0$ ;  $-(CH_2)_{0-4}OR^0$ ;  $-O(CH_2)_{0-4}R^0$ ;  $-O-(CH_2)_{0-4}C(O)OR^0$ ;  $-(CH_2)_{0-4}CH(OR^0)_2$ ;  $-(CH_2)_{0-4}SR^0$ ;  $-(CH_2)_{0-4}Ph$ , which may be substituted with  $R^0$ ;  $-(CH_2)_{0-4}O(CH_2)_{0-1}Ph$ , which may be substituted with  $R^0$ ;  $-CH=CHPh$ , which may be substituted with  $R^0$ ;  $-(CH_2)_{0-4}O(CH_2)_{0-1}$ -pyridyl which may be substituted with  $R^0$ ;  $-NO_2$ ;  $-CN$ ;  $-N_3$ ;  $-(CH_2)_{0-4}N(R^0)_2$ ;  $-(CH_2)_{0-4}N(R^0)C(O)R^0$ ;  $-N(R^0)C(S)R^0$ ;  $-(CH_2)_{0-4}N(R^0)C(O)NR^0_2$ ;  $-N(R^0)C(S)NR^0_2$ ;  $-(CH_2)_{0-4}N(R^0)C(O)OR^0$ ;  $-N(R^0)N(R^0)C(O)R^0$ ;  $-N(R^0)N(R^0)C(O)NR^0_2$ ;  $-N(R^0)N(R^0)C(O)OR^0$ ;  $-(CH_2)_{0-4}C(O)R^0$ ;  $-C(S)R^0$ ;  $-(CH_2)_{0-4}C(O)OR^0$ ;  $-(CH_2)_{0-4}C(O)SR^0$ ;  $-(CH_2)_{0-4}C(O)OSiR^0_3$ ;  $-(CH_2)_{0-4}OC(O)R^0$ ;  $-OC(O)(CH_2)_{0-4}SR$ ,  $-SC(S)SR^0$ ;  $-(CH_2)_{0-4}SC(O)R^0$ ;  $-(CH_2)_{0-4}C(O)NR^0_2$ ;  $-C(S)NR^0_2$ ;  $-C(S)SR^0$ ;  $-SC(S)SR^0$ ;  $-(CH_2)_{0-4}OC(O)NR^0_2$ ;  $-C(O)N(OR^0)R^0$ ;  $-C(O)C(O)R^0$ ;  $-C(O)CH_2C(O)R^0$ ;  $-C(NOR^0)R^0$ ;  $-(CH_2)_{0-4}SSR^0$ ;  $-(CH_2)_{0-4}S(O)_2R^0$ ;  $-(CH_2)_{0-4}S(O)_2OR^0$ ;  $-(CH_2)_{0-4}OS(O)_2R^0$ ;  $-S(O)_2NR^0_2$ ;  $-(CH_2)_{0-4}S(O)R^0$ ;  $-N(R^0)S(O)_2NR^0_2$ ;  $-N(R^0)S(O)_2R^0$ ;  $-N(OR^0)R^0$ ;  $-C(NH)NR^0_2$ ;  $-P(O)_2R^0$ ;  $-P(O)R^0_2$ ;  $-OP(O)R^0_2$ ;  $-OP(O)(OR^0)_2$ ;  $SiR^0_3$ ;  $-(C_{1-4}$  straight or branched)alkylene)O— $N(R^0)_2$ ; or  $-(C_{1-4}$  straight or branched)alkylene)C(O)O— $N(R^0)_2$ , wherein each  $R^0$  may be substituted as defined below and is independently hydrogen,  $C_{1-6}$  aliphatic,  $-CH_2Ph$ ,  $-O(CH_2)_{0-1}Ph$ ,  $-CH_2$ -(5-6-membered heteroaryl ring), or a 5-6-membered saturated, partially unsaturated, or aryl ring having 0-4 heteroatoms independently selected from nitrogen, oxygen, or sulfur, or, notwithstanding the definition

above, two independent occurrences of  $R^\circ$ , taken together with their intervening atom(s), form a 3-12-membered saturated, partially unsaturated, or aryl mono- or bicyclic ring having 0-4 heteroatoms independently selected from nitrogen, oxygen, or sulfur, which may be substituted as defined below.

5 Suitable monovalent substituents on  $R^\circ$  (or the ring formed by taking two independent occurrences of  $R^\circ$  together with their intervening atoms), are independently halogen,  $-(CH_2)_{0-2}R^\Delta$ ,  $-(haloR^\Delta)$ ,  $-(CH_2)_{0-2}OH$ ,  $-(CH_2)_{0-2}OR^\Delta$ ,  $-(CH_2)_{0-2}CH(OR^\Delta)_2$ ;  $-O(haloR^\Delta)$ ,  $-CN$ ,  $-N_3$ ,  $-(CH_2)_{0-2}C(O)R^\Delta$ ,  $-(CH_2)_{0-2}C(O)OH$ ,  $-(CH_2)_{0-2}C(O)OR^\Delta$ ,  $-(CH_2)_{0-2}SR^\Delta$ ,  $-(CH_2)_{0-2}SH$ ,  $-(CH_2)_{0-2}NH_2$ ,  $-(CH_2)_{0-2}NHR^\Delta$ ,  $-(CH_2)_{0-2}NR^\Delta_2$ ,  $-NO_2$ ,  $-SiR^\Delta_3$ ,  $-OSiR^\Delta_3$ ,  $-C(O)SR^\Delta$ ,  $-(C_{1-4}$  straight or branched alkylene) $C(O)OR^\Delta$ , or  $-SSR$ . wherein each  $R^\Delta$  is unsubstituted or where preceded by "halo" is substituted only with one or more halogens, and is independently selected from  $C_{1-4}$  aliphatic,  $-CH_2Ph$ ,  $-O(CH_2)_{0-1}Ph$ , or a 5-6-membered saturated, partially unsaturated, or aryl ring having 0-4 heteroatoms independently selected from nitrogen, oxygen, or sulfur. Suitable divalent substituents on a saturated carbon atom of  $R^\circ$  include  $=O$  and  $=S$ .

Suitable divalent substituents on a saturated carbon atom of an "optionally substituted" group include the following:  $=O$ ,  $=S$ ,  $=NNR^*$ ,  $=NNHC(O)R^*$ ,  $=NNHC(O)OR^*$ ,  $=NNHS(O)_2R^*$ ,  $=NR^*$ ,  $=NOR^*$ ,  $-O(C(R^*_2))_{2-3}O-$ , or  $-S(C(R^*_2))_{2-3}S-$ , wherein each independent occurrence of  $R^*$  is selected from hydrogen,  $C_{1-6}$  aliphatic which may be substituted as defined below, or an unsubstituted 5-6-membered saturated, partially unsaturated, or aryl ring having 0-4 heteroatoms independently selected from nitrogen, oxygen, or sulfur. Suitable divalent substituents that are bound to vicinal substitutable carbons of an "optionally substituted" group include:  $-O(CR^*_2)_{2-3}O-$ , wherein each independent occurrence of  $R^*$  is selected from hydrogen,  $C_{1-6}$  aliphatic which may be substituted as defined below, or an unsubstituted 5-6-membered saturated, partially unsaturated, or aryl ring having 0-4 heteroatoms independently selected from nitrogen, oxygen, or sulfur.

Suitable substituents on the aliphatic group of  $R^*$  include halogen,  $-R^\Delta$ ,  $-(haloR^\Delta)$ ,  $-OH$ ,  $-OR^\Delta$ ,  $-O(haloR^\Delta)$ ,  $-CN$ ,  $-C(O)OH$ ,  $-C(O)OR^\Delta$ ,  $-NH_2$ ,  $-NHR^\Delta$ ,  $-NR^\Delta_2$ , or  $-NO_2$ , wherein each  $R^\Delta$  is unsubstituted or where preceded by "halo" is substituted only with one or more halogens, and is independently  $C_{1-4}$  aliphatic,  $-CH_2Ph$ ,  $-O(CH_2)_{0-1}Ph$ , or a 5-6-membered saturated, partially unsaturated, or aryl ring having 0-4 heteroatoms independently selected from nitrogen, oxygen, or sulfur.

Suitable substituents on a substitutable nitrogen of an "optionally substituted" group include  $-R^\dagger$ ,  $-NR^\dagger_2$ ,  $-C(O)R^\dagger$ ,  $-C(O)OR^\dagger$ ,  $-C(O)C(O)R^\dagger$ ,  $-C(O)CH_2C(O)R^\dagger$ ,  $-S(O)_2R^\dagger$ ,



—S(O)<sub>2</sub>NR<sup>†</sup><sub>2</sub>, —C(S)NR<sup>†</sup><sub>2</sub>, —C(NH)NR<sup>†</sup><sub>2</sub>, or —N(R<sup>†</sup>)S(O)<sub>2</sub>R<sup>†</sup>; wherein each R<sup>†</sup> is independently hydrogen, C<sub>1-6</sub> aliphatic which may be substituted as defined below, unsubstituted —OPh, or an unsubstituted 5-6-membered saturated, partially unsaturated, or aryl ring having 0-4 heteroatoms independently selected from nitrogen, oxygen, or sulfur, or, notwithstanding the definition above, two independent occurrences of R<sup>†</sup>, taken together with their intervening atom(s) form an unsubstituted 3-12-membered saturated, partially unsaturated, or aryl mono- or bicyclic ring having 0-4 heteroatoms independently selected from nitrogen, oxygen, or sulfur. Suitable substituents on the aliphatic group of R<sup>†</sup> are independently halogen, —R<sup>Δ</sup>, —(haloR<sup>Δ</sup>), —OH, —OR<sup>Δ</sup>, —O(haloR<sup>Δ</sup>), —CN, —C(O)OH, —C(O)OR<sup>Δ</sup>, —NH<sub>2</sub>, —NHR<sup>Δ</sup>, —NR<sup>Δ</sup><sub>2</sub>, or —NO<sub>2</sub>, wherein each R<sup>Δ</sup> is unsubstituted or where preceded by “halo” is substituted only with one or more halogens, and is independently C<sub>1-4</sub> aliphatic, —CH<sub>2</sub>Ph, —O(CH<sub>2</sub>)<sub>0-1</sub>Ph, or a 5-6-membered saturated, partially unsaturated, or aryl ring having 0-4 heteroatoms independently selected from nitrogen, oxygen, or sulfur.

The phrases “parenteral administration” and “administered parenterally” as used herein means modes of administration other than enteral and topical administration, usually by injection, and includes, without limitation, intravenous, intramuscular, intraarterial, intrathecal, intracapsular, intraorbital, intracardiac, intradermal, intraperitoneal, transtracheal, subcutaneous, subcuticular, intraarticular, subcapsular, subarachnoid, intraspinal and intrasternal injection and infusion.

The phrases “systemic administration,” “administered systemically,” “peripheral administration” and “administered peripherally” as used herein mean the administration of a compound, drug or other material other than directly into the central nervous system, such that it enters the patient's system and, thus, is subject to metabolism and other like processes, for example, subcutaneous administration.

The term “enriched” as used herein refers to a mixture having an increased proportion of one or more species. In some embodiments, the mixture is “enriched” following a process that increases the proportion of one or more desired species in the mixture. In some embodiments, the desired species comprise(s) greater than 10% of the mixture. In some embodiments, the desired species comprise(s) greater than 25% of the mixture. In some embodiments, the desired species comprise(s) greater than 40% of the mixture. In some embodiments, the desired species comprise(s) greater than 60% of the mixture. In some embodiments, the desired species comprise(s) greater than 75% of the mixture. In some embodiments, the desired species comprise(s) greater than 85% of the mixture. In some embodiments, the desired species comprise(s) greater than 90% of the mixture. In some embodiments, the desired species comprise(s) greater than 95% of the mixture. Such

proportions can be measured any number of ways, for example, as a molar ratio, volume to volume, or weight to weight.

The term “pure” refers to compounds that are substantially free of compounds of related non-target structure or chemical precursors (when chemically synthesized). This quality may be measured or expressed as “purity.” In some embodiments, a target compound has less than about 30%, 20%, 10%, 5%, 2%, 1%, 0.5%, and 0.1% of non-target structures or chemical precursors. In certain embodiments, a pure compound of present invention is only one prosapogenin compound (i.e., separation of target prosapogenin from other prosapogenins).

The term “carbohydrate” refers to a sugar or polymer of sugars. The terms “saccharide”, “polysaccharide”, “carbohydrate”, and “oligosaccharide”, may be used interchangeably. Most carbohydrates are aldehydes or ketones with many hydroxyl groups, usually one on each carbon atom of the molecule. Carbohydrates generally have the molecular formula  $C_nH_{2n}O_n$ . A carbohydrate may be a monosaccharide, a disaccharide, trisaccharide, oligosaccharide, or polysaccharide. The most basic carbohydrate is a monosaccharide, such as glucose, sucrose, galactose, mannose, ribose, arabinose, xylose, and fructose. Disaccharides are two joined monosaccharides. Exemplary disaccharides include sucrose, maltose, cellobiose, and lactose. Typically, an oligosaccharide includes between three and six monosaccharide units (e.g., raffinose, stachyose), and polysaccharides include six or more monosaccharide units. Exemplary polysaccharides include starch, glycogen, and cellulose. Carbohydrates may contain modified saccharide units such as 2'-deoxyribose wherein a hydroxyl group is removed, 2'-fluororibose wherein a hydroxyl group is replaced with a fluorine, or N-acetylglucosamine, a nitrogen-containing form of glucose. (e.g., 2'-fluororibose, deoxyribose, and hexose). Carbohydrates may exist in many different forms, for example, conformers, cyclic forms, acyclic forms, stereoisomers, tautomers, anomers, and isomers.

Further objects, features, and advantages of the present application will become apparent from the detailed description which is set forth below when considered together with the figures of drawing.

## BRIEF DESCRIPTION OF THE DRAWINGS

FIG. 1 depicts the chemical structure of QS-21-Api and QS-21-Xyl. Percentages correspond to the natural abundance of each isomer in isolated extracts of QS-21.

FIG. 2 depicts data showing the immunogenicity of high or low dose Prevnar-13 or of Lym2-CRM197 conjugate in combination with synthetic QS-21 (SQS-21) or Compound I-4 (TiterQuil-1-0-5-5 / TQL-1055).

- 5 FIG. 3 depicts data showing immunogenicity of Adacel alone or in combination with Compound I-4 (TiterQuil-1-0-5-5 / TQL-1055) or QS-21 (Pharm/tox study).

FIG. 4 depicts data showing immunogenicity of Engerix-B alone or in combination with 10, 30, 100 or 300 mcg of Compound I-4 (TiterQuil-1-0-5-5 / TQL-1055).

10

FIG. 5 depicts data showing the hemolytic activity of QS-21 at 2uM, 5uM and 20uM, and Compound I-4 (TiterQuil-1-0-5-5 / TQL-1055) at 20uM, 100uM and 200uM. % Hemolytic activity reported as % of Triton-X100/SDS lysis control.

- 15 FIG. 6 depicts one synthetic route to obtain an intermediate used in the total synthesis of Compound I-4 (TiterQuil-1-0-5-5 / TQL-1055).

FIG. 7 depicts one synthetic route to obtain an intermediate used in the total synthesis of Compound I-4 (TiterQuil-1-0-5-5 / TQL-1055).

20

FIG. 8 depicts the total synthesis to obtain Compound I-4 (TiterQuil-1-0-5-5 / TQL-1055). In this figure, "Semi-purified Bark extract" is the semi-purified abstract from *Quillaja saponaria* (commercially available as Quil-A, Accurate Chemical and Scientific Corporation, Westbury, NY).

25

FIG. 9 depicts endpoint reciprocal titer data for mouse IgG-anti-HA obtained using the enzyme-linked immunosorbent assay (ELISA) technique. The data shows titers of total IgG at day 21 post immunization for three test groups, demonstrating that Compound I-4 enhances anti-HA IgG and provides a dose sparing effect on HA concentration.

30

FIG. 10 depicts dilution curves showing optical density at 405 nm vs. dilution for individual mice in each experimental group in the same experiment referenced in FIG. 9.

- 35 FIG. 11 depicts dilution curves with error bars showing optical density at 405 nm vs. dilution overall for each group in the same experiment referenced in FIG. 9.

## DETAILED DESCRIPTION OF CERTAIN EMBODIMENTS

The clinical success of anticancer, antiviral and antimicrobial vaccines critically depends on the identification of, and access to, novel potent adjuvants with attenuated toxicity. In this context, specific fractions from extracts of the bark of *Quillaja saponaria* (QS) have proven to be exceedingly powerful adjuvants in immunotherapy. The QS-21 fraction (Kensil, C. R.; Patel, U.; Lennick, M.; Marciani, D. J. Immunol. 1991, 146, 431-437), comprising isomeric forms of a complex triterpene glycoside saponin (Soltysik, S.; Wu, J. Y.; Recchia, J.; Wheeler, D. A.; Newman, M. J.; Coughlin, R. T.; Kensil, C. R. Vaccine 1995, 13, 1403-1410; Kensil, C. R. Crit. Rev. Ther. Drug Carrier Syst. 1996, 13, 1-55), had previously been considered the most promising immuno-potentiator (Kim, S. K.; Ragupathi, G.; Musselli, C.; Choi, S. J.; Park, Y. S.; Livingston, P. O. Vaccine 2000, 18, 597-603) in several antitumor (melanoma, breast, small cell lung cancer, prostate) (Livingston, P. O.; Ragupathi, G. Hum. Vaccines 2006, 2, 137-143) and infectious-disease (HIV, malaria) vaccine therapies (Sasaki, S.; Sumino, K.; Hamajima, K.; Fukushima, J.; Ishii, N.; Kawamoto, S.; Mohri, H.; Kensil, C. R.; Okuda, K. J. Virol. 1998, 72, 4931-4939; Evans, T. G., et al. Vaccine 2001, 19, 2080-2091; Kashala, O., et al. Vaccine 2002, 20, 2263-2277; Carcaboso, A. M.; Hernandez, R. M.; Igartua, M.; Rosas, J. E.; Patarroyo, M. E.; Pedraz, J. L. Vaccine 2004, 22, 1423-1432).

However, the tolerated dose of QS-21 in cancer patients typically does not exceed 100-150 µg, above which significant local erythema and systemic flu-like symptoms arise. QS-21's inherent instability can lead to toxicities associated with its breakdown. It is also known that QS-21 is hemolytic, and this hemolytic activity had previously been hypothesized that at least some of QS-21's adjuvant activity was related to its hemolytic properties. Some of the various shortcomings of QS-21 have been partially addressed by formulation with emulsions (AS02 by GlaxoSmithKline (GSK) or liposomes (AS01, GSK)), however, these solutions are suboptimal and there remains a strong need for improved adjuvants that exhibit good adjuvant properties while maintaining a high degree of tolerability and/or reduced side-effects.

Now, surprisingly, the inventors of the present subject matter have found that compounds of the present application, which are in some embodiments synthetic analogues of QS-21 and other QS extraction fractions such as QS-7, possess significant stand-alone adjuvant activity as well as a high degree of tolerability and/or reduced side-effects. These new adjuvant compounds are more cost-effective to produce than natural QS-21, more

stable, more efficacious, and less toxic for use in prophylactic and therapeutic vaccination programs. Some embodiments have no detectable toxicity in pharmacology/toxicology studies in mice at doses close to the likely 1000 mcg human dose. Some embodiments are surprisingly completely nonhemolytic while still retaining their adjuvant properties. This is surprising in part because it was initially thought that both QS-21 toxicity and potency were related to hemolysis and other cellular toxicity associated with QS-21. Some embodiments of the present application exhibit greater stability and less hemolytic activity by replacing the unstable ester linkage of the acyl chain in QS-21 with a very stable amide linkage, resulting in adjuvant active analogs of QS-21. Some embodiments also retain adjuvant activity despite having a simplified structure as compared to QS-21, resulting in higher synthetic yields and significantly reduced synthetic steps and cost of manufacture in comparison to synthetic QS-21.

The present application also provides efficient semi-synthetic methods of synthesizing the compounds of the present application, thereby significantly reducing the number of synthetic steps required to access this potent class of adjuvants.

The application also includes pharmaceutical compositions comprising the compounds of the present application together with an immunologically effective amount of an antigen associated with a bacterium or virus. Bacterium or viruses included in the subject matter of this application consist of those associated with influenza, Hepatitis B, pneumococcus, diphtheria, tetanus, pertussis, or Lyme disease including the closely related spirochetes of the genus *Borrelia* such as, *B. burgdorferi*, *B. garinii*, *B. afzelii*, and *B. japonica*.

The application also includes methods of vaccinating a human patient comprising administering an immunologically effective amount of a pharmaceutical compositions or of the compounds of the present application. The application also includes methods for increasing the immune response to a vaccine comprising administering an immunologically effective amount of a pharmaceutical compositions or of the compounds of the present application.

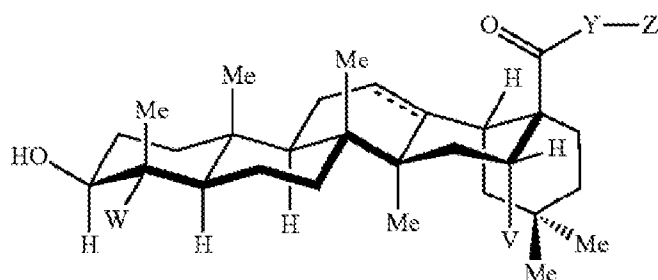
## Compounds

Compounds of this invention include those described generally above, and are further illustrated by the classes, subclasses, and species disclosed herein. In some embodiments, provided compounds are analogs of naturally occurring triterpene glycoside saponins and intermediates thereto. For purposes of this invention, the chemical elements

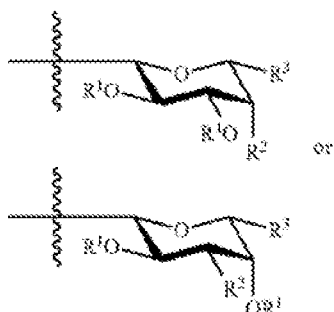
are identified in accordance with the Periodic Table of the Elements, CAS version, Handbook of Chemistry and Physics, 75th Ed. Additionally, general principles of organic chemistry are described in Organic Chemistry, Thomas Sorrell, University Science Books, Sausalito: 1999, and March's Advanced Organic Chemistry, 5th Ed., Ed.: Smith, M. B. and March, J., John Wiley & Sons, New York: 2001, the entire contents of which are hereby incorporated by reference.

#### Description of Exemplary Compounds

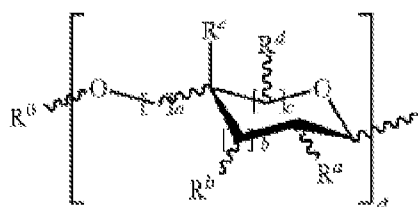
- 10 In some embodiments, provided compounds are analogs of *Quillaja saponins*. In some embodiments, provided compounds are prosapogenins. In certain embodiments, provided compounds are analogs of QS-7 and QS-21 and possess potent adjuvant activity. In one aspect, the present application provides compounds of Formula I:



- 15 (I)  
or a pharmaceutically acceptable salt thereof, wherein  
== is a single or double bond;  
W is —CHO;  
V is hydrogen or OR<sup>x</sup>;  
20 Y is CH<sub>2</sub>, —O—, —NR—, or —NH—;  
Z is hydrogen; a cyclic or acyclic, optionally substituted moiety selected from the group consisting of acyl, aliphatic, heteroaliphatic, aryl, arylalkyl, heteroacyl, and heteroaryl;  
or a carbohydrate domain having the structure:



wherein each occurrence of  $R^1$  is  $R^x$  or a carbohydrate domain having the structure:



5 wherein:

each occurrence of a, b, and c is independently 0, 1, or 2;

d is an integer from 1-5, wherein each d bracketed structure may be the same or different; with the proviso that the d bracketed structure represents a furanose or a pyranose moiety, and the sum of b and c is 1 or 2;

10  $R^0$  is hydrogen; an oxygen protecting group selected from the group consisting of alkyl ethers, benzyl ethers, silyl ethers, acetals, ketals, esters, carbamates, and carbonates; or an optionally substituted moiety selected from the group consisting of acyl,  $C_{1-10}$  aliphatic,  $C_{1-6}$  heteroaliphatic, 6-10-membered aryl, arylalkyl, 5-10 membered heteroaryl having 1-4 heteroatoms independently  
15 selected from nitrogen, oxygen, or sulfur, 4-7 membered heterocyclyl having 1-2 heteroatoms independently selected from the group consisting of nitrogen, oxygen, and sulfur;

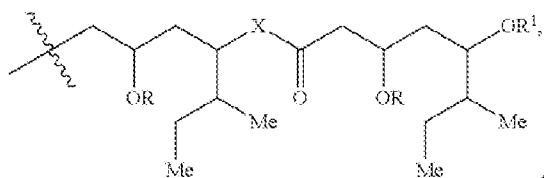
20 each occurrence of  $R^a$ ,  $R^b$ ,  $R^c$ , and  $R^d$  is independently hydrogen, halogen, OH, OR,  $OR^x$ ,  $NR_2$ ,  $NHCOR$ , or an optionally substituted group selected from acyl,  $C_{1-10}$  aliphatic,  $C_{1-6}$  heteroaliphatic, 6-10-membered aryl, arylalkyl, 5-10-membered heteroaryl having 1-4 heteroatoms independently selected from nitrogen, oxygen, sulfur; 4-7-membered heterocyclyl having 1-2 heteroatoms

independently selected from the group consisting of nitrogen, oxygen, and sulfur;

$R^2$  is hydrogen, halogen, OH, OR, OC(O) $R^4$ , OC(O)OR $^4$ , OC(O)NHR $^4$ , OC(O)NRR $^4$ , OC(O)SR $^4$ , NHC(O) $R^4$ , NRC(O) $R^4$ , NHC(O)OR $^4$ , NHC(O)NHR $^4$ , NHC(O)NRR $^4$ , NHR $^4$ , N( $R^4$ ) $_2$ , NRR $^4$ , N $_3$ , or an optionally substituted group selected from C $_{1-10}$  aliphatic, C $_{1-6}$  heteroaliphatic, 6-10-membered aryl, arylalkyl, 5-10 membered heteroaryl having 1-4 heteroatoms independently selected from the group consisting of nitrogen, oxygen, and sulfur, 4-7-membered heterocyclyl having 1-2 heteroatoms independently selected from the group consisting of nitrogen, oxygen, and sulfur;

$R^3$  is hydrogen, halogen, CH $_2$ OR $^1$ , or an optionally substituted group selected from the group consisting of acyl, C $_{1-10}$  aliphatic, C $_{1-6}$  heteroaliphatic, 6-10-membered aryl, arylalkyl, 5-10-membered heteroaryl having 1-4 heteroatoms independently selected from the group consisting of nitrogen, oxygen, and sulfur, 4-7-membered heterocyclyl having 1-2 heteroatoms independently selected from the group consisting of nitrogen, oxygen, and sulfur,

$R^4$  is -T- $R^Z$ , -C(O)-T- $R^Z$ , -NH-T- $R^Z$ , -O-T- $R^Z$ , -S-T- $R^Z$ , -C(O)NH-T- $R^Z$ , C(O)O-T- $R^Z$ , C(O)S-T- $R^Z$ , C(O)NH-T-O-T- $R^Z$ , -O-T- $R^Z$ , -T-O-T- $R^Z$ , -T-S-T- $R^Z$ , or



wherein

X is —O—, —NR—, or T- $R^Z$ ;

T is a covalent bond or a bivalent C $_{1-26}$  saturated or unsaturated, straight or branched, aliphatic or heteroaliphatic chain; and

$R^Z$  is hydrogen, halogen, —OR, —OR $^x$ , —OR $^1$ , —SR, NR $_2$ , —C(O)OR, —C(O)R, —NHC(O)R, —NHC(O)OR, NC(O)OR, or an optionally substituted group selected from acyl, arylalkyl, heteroarylalkyl, C $_{1-6}$  aliphatic, 6-10-membered aryl, 5-10-membered heteroaryl having 1-4 heteroatoms independently selected from nitrogen, oxygen, or sulfur, 4-7-membered heterocyclyl having 1-2 heteroatoms independently selected from the group consisting of nitrogen, oxygen, and sulfur;

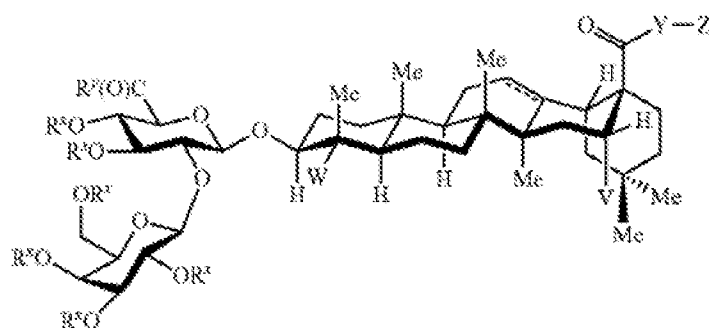


each occurrence of  $R^x$  is independently hydrogen or an oxygen protecting group selected from the group consisting of alkyl ethers, benzyl ethers, silyl ethers, acetals, ketals, esters, carbamates, and carbonates;

each occurrence of  $R$  is independently hydrogen, an optionally substituted group selected from acyl, arylalkyl, 6-10-membered aryl,  $C_{1-6}$  aliphatic, or  $C_{1-6}$  heteroaliphatic having 1-2 heteroatoms independently selected from the group consisting of nitrogen, oxygen, and sulfur, or:

two  $R$  on the same nitrogen atom are taken with the nitrogen atom to form a 4-7-membered heterocyclic ring having 1-2 heteroatoms independently selected from the group consisting of nitrogen, oxygen, and sulfur.

In one aspect, the present application provides compounds of Formula II:

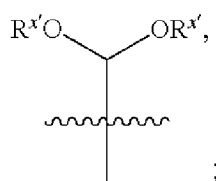


(II)

or a pharmaceutically acceptable salt thereof, wherein

$\equiv$  is a single or double bond;

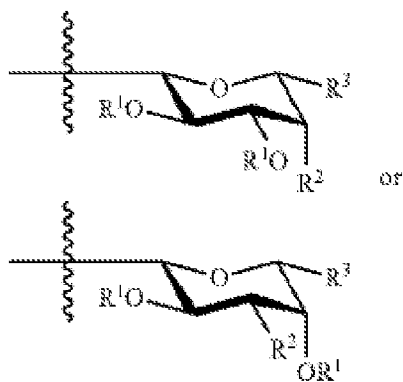
$W$  is Me,  $-\text{CHO}$ , or



$V$  is hydrogen or  $\text{OR}^x$ ;

$Y$  is  $\text{CH}_2$ ,  $-\text{O}-$ ,  $-\text{NR}-$ , or  $-\text{NH}-$ ;

$Z$  is hydrogen; a cyclic or acyclic, optionally substituted moiety selected from the group consisting of acyl, aliphatic, heteroaliphatic, aryl, arylalkyl, heteroacyl, and heteroaryl; or a carbohydrate domain having the structure:



wherein each occurrence of R<sup>1</sup> is R<sup>x</sup> or a carbohydrate domain having the structure:



5

wherein:

each occurrence of a, b, and c is independently 0, 1, or 2;

d is an integer from 1-5, wherein each d bracketed structure may be the same or different; with the proviso that the d bracketed structure represents a furanose or a pyranose moiety, and the sum of b and c is 1 or 2;

10

R<sup>0</sup> is hydrogen; an oxygen protecting group selected from the group consisting of alkyl ethers, benzyl ethers, silyl ethers, acetals, ketals, esters, carbamates, and carbonates; or an optionally substituted moiety selected from the group consisting of acyl, C<sub>1-10</sub> aliphatic, C<sub>1-6</sub> heteroaliphatic, 6-10-membered aryl, arylalkyl, 5-10 membered heteroaryl having 1-4 heteroatoms independently selected from nitrogen, oxygen, or sulfur, 4-7 membered heterocyclyl having 1-2 heteroatoms independently selected from the group consisting of nitrogen, oxygen, and sulfur;

15

each occurrence of R<sup>a</sup>, R<sup>b</sup>, R<sup>c</sup>, and R<sup>d</sup> is independently hydrogen, halogen, OH, OR, OR<sup>x</sup>, NR<sub>2</sub>, NHCOR, or an optionally substituted group selected from acyl, C<sub>1-10</sub> aliphatic, C<sub>1-6</sub> heteroaliphatic, 6-10-membered aryl, arylalkyl, 5-10-membered heteroaryl having 1-4 heteroatoms independently selected from nitrogen, oxygen, sulfur; 4-7-membered heterocyclyl having 1-2 heteroatoms

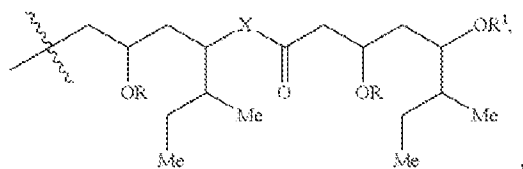
20

independently selected from the group consisting of nitrogen, oxygen, and sulfur;

$R^2$  is hydrogen, halogen, OH, OR, OC(O) $R^4$ , OC(O)OR $^4$ , OC(O)NHR $^4$ , OC(O)NRR $^4$ , OC(O)SR $^4$ , NHC(O) $R^4$ , NRC(O) $R^4$ , NHC(O)OR $^4$ , NHC(O)NHR $^4$ , NHC(O)NRR $^4$ , NHR $^4$ , N( $R^4$ ) $_2$ , NRR $^4$ , N $_3$ , or an optionally substituted group selected from C $_{1-10}$  aliphatic, C $_{1-6}$  heteroaliphatic, 6-10-membered aryl, arylalkyl, 5-10 membered heteroaryl having 1-4 heteroatoms independently selected from the group consisting of nitrogen, oxygen, and sulfur, 4-7-membered heterocyclyl having 1-2 heteroatoms independently selected from the group consisting of nitrogen, oxygen, and sulfur;

$R^3$  is hydrogen, halogen, CH $_2$ OR $^1$ , or an optionally substituted group selected from the group consisting of acyl, C $_{1-10}$  aliphatic, C $_{1-6}$  heteroaliphatic, 6-10-membered aryl, arylalkyl, 5-10-membered heteroaryl having 1-4 heteroatoms independently selected from the group consisting of nitrogen, oxygen, and sulfur, 4-7-membered heterocyclyl having 1-2 heteroatoms independently selected from the group consisting of nitrogen, oxygen, and sulfur,

$R^4$  is -T- $R^Z$ , -C(O)-T- $R^Z$ , -NH-T- $R^Z$ , -O-T- $R^Z$ , -S-T- $R^Z$ , -C(O)NH-T- $R^Z$ , C(O)O-T- $R^Z$ , C(O)S-T- $R^Z$ , C(O)NH-T-O-T- $R^Z$ , -O-T- $R^Z$ , -T-O-T- $R^Z$ , -T-S-T- $R^Z$ , or



wherein

X is —O—, —NR—, or T- $R^Z$ ;

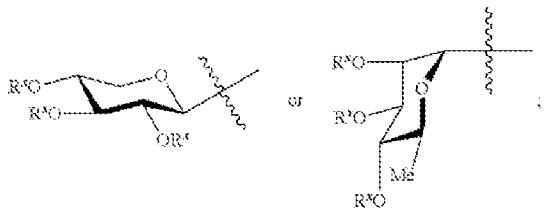
T is a covalent bond or a bivalent C $_{1-26}$  saturated or unsaturated, straight or branched, aliphatic or heteroaliphatic chain; and

$R^Z$  is hydrogen, halogen, —OR, —OR $^x$ , —OR $^1$ , —SR, NR $_2$ , —C(O)OR, —C(O)R, —NHC(O)R, —NHC(O)OR, NC(O)OR, or an optionally substituted group selected from acyl, arylalkyl, heteroarylalkyl, C $_{1-6}$  aliphatic, 6-10-membered aryl, 5-10-membered heteroaryl having 1-4 heteroatoms independently selected from nitrogen, oxygen, or sulfur, 4-7-membered heterocyclyl having 1-2 heteroatoms independently selected from the group consisting of nitrogen, oxygen, and sulfur;

each occurrence of  $R^x$  is independently hydrogen or an oxygen protecting group selected from the group consisting of alkyl ethers, benzyl ethers, silyl ethers, acetals, ketals, esters, carbamates, and carbonates;

$R^y$  is  $-\text{OH}$ ,  $-\text{OR}$ , or a carboxyl protecting group selected from the group consisting of ester, amides, and hydrazides;

$R^s$  is



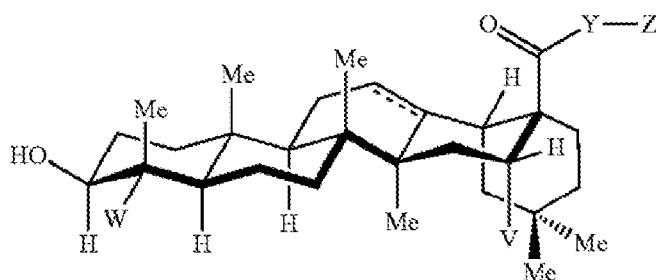
each occurrence of  $R^x$  is independently an optionally substituted group selected from 6-10-membered aryl,  $C_{1-6}$  aliphatic, or  $C_{1-6}$  heteroaliphatic having 1-2 heteroatoms independently selected from the group consisting of nitrogen, oxygen, and sulfur; or:

two  $R^x$  are taken together to form a 5-7-membered heterocyclic ring having 1-2 heteroatoms independently selected from the group consisting of nitrogen, oxygen, and sulfur;

each occurrence of  $R$  is independently hydrogen, an optionally substituted group selected from acyl, arylalkyl, 6-10-membered aryl,  $C_{1-6}$  aliphatic, or  $C_{1-6}$  heteroaliphatic having 1-2 heteroatoms independently selected from the group consisting of nitrogen, oxygen, and sulfur, or:

two  $R$  on the same nitrogen atom are taken with the nitrogen atom to form a 4-7-membered heterocyclic ring having 1-2 heteroatoms independently selected from the group consisting of nitrogen, oxygen, and sulfur.

In one aspect, the present application provides compounds of Formula I:



(I)

or a pharmaceutically acceptable salt thereof, wherein

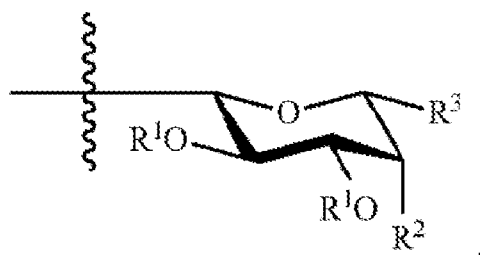
— is a single or double bond;

W is —CHO;

V is —OH;

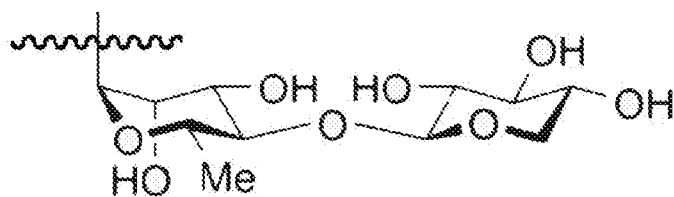
5 Y is —O—;

wherein Z is a carbohydrate domain having the structure:



wherein:

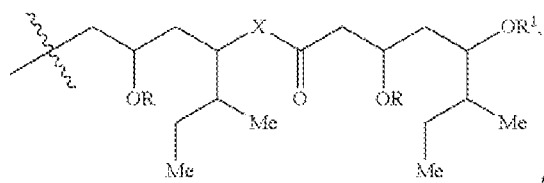
10 R<sup>1</sup> is independently H or



R<sup>2</sup> is NHR<sup>4</sup>;

R<sup>3</sup> is CH<sub>2</sub>OH; and

15 R<sup>4</sup> is -T-R<sup>z</sup>, -C(O)-T-R<sup>z</sup>, -NH-T-R<sup>z</sup>, -O-T-R<sup>z</sup>, -S-T-R<sup>z</sup>, -C(O)NH-T-R<sup>z</sup>, C(O)O-T-R<sup>z</sup>, C(O)S-T-R<sup>z</sup>, C(O)NH-T-O-T-R<sup>z</sup>, -O-T-R<sup>z</sup>, -T-O-T-R<sup>z</sup>, -T-S-T-R<sup>z</sup>, or



20 wherein:

X is —O—, —NR—, or T-R<sup>z</sup>;

T is a covalent bond or a bivalent C<sub>1-26</sub> saturated or unsaturated, straight or branched, aliphatic or heteroaliphatic chain; and

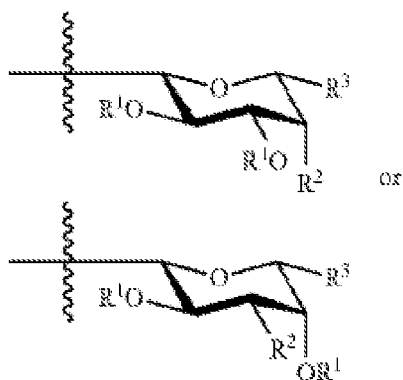
$R^Z$  is hydrogen, halogen,  $-OR$ ,  $-OR^x$ ,  $-OR^1$ ,  $-SR$ ,  $NR_2$ ,  $-C(O)OR$ ,  $-C(O)R$ ,  $-NHC(O)R$ ,  $-NHC(O)OR$ ,  $NC(O)OR$ , or an optionally substituted group selected from acyl, arylalkyl, heteroarylalkyl,  $C_{1-6}$  aliphatic, 6-10-membered aryl, 5-10-membered heteroaryl having 1-4 heteroatoms independently selected from nitrogen, oxygen, or sulfur, 4-7-membered heterocyclyl having 1-2 heteroatoms independently selected from the group consisting of nitrogen, oxygen, and sulfur.

It will be appreciated by one of ordinary skill in the art that the compounds of the present application include but are not necessarily limited to those compounds encompassed in the genus definitions set forth as part of the present section. The compounds encompassed by this application include at least all of the compounds disclosed in the entire specification as a whole, including all individual species within each genus.

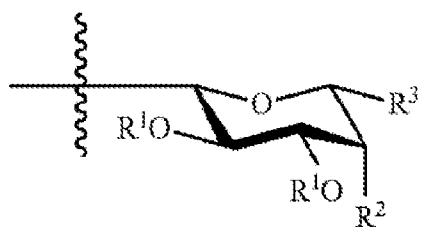
In certain embodiments,  $V$  is  $OR^x$ . In certain embodiments  $V$  is  $OH$ . In certain embodiments,  $V$  is  $H$ .

In certain embodiments,  $Y$  is  $-O-$ . In certain embodiments,  $Y$  is  $-NH-$ . In certain embodiments,  $Y$  is  $-NR-$ . In certain embodiments,  $Y$  is  $CH_2$ .

In certain embodiments,  $Z$  is hydrogen. In certain embodiments,  $Z$  is a cyclic or acyclic, optionally substituted moiety. In certain embodiments,  $Z$  is an acyl. In certain embodiments,  $Z$  is an aliphatic. In certain embodiments,  $Z$  is a heteroaliphatic. In certain embodiments,  $Z$  is aryl. In certain embodiments  $Z$  is arylalkyl. In certain embodiments,  $Z$  is heteroacyl. In certain embodiments,  $Z$  is heteroaryl. In certain embodiments,  $Z$  is a carbohydrate domain having the structure:

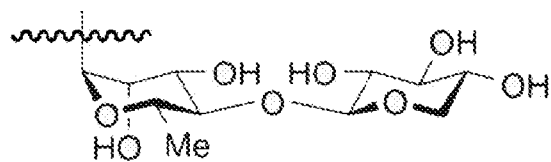


In some embodiments  $Z$  is a carbohydrate domain having the structure:



wherein:

$R^1$  is independently H or

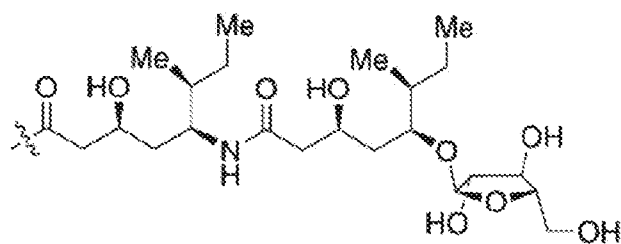


5


$R^2$  is  $NHR^4$ ,

$R^3$  is  $CH_2OH$ , and


$R^4$  is selected from:

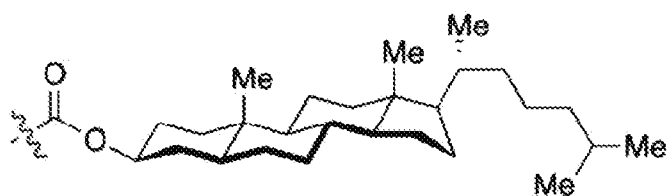


10

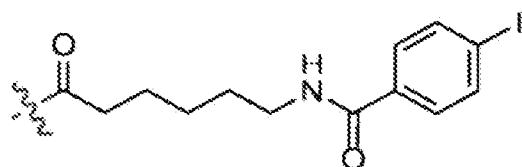
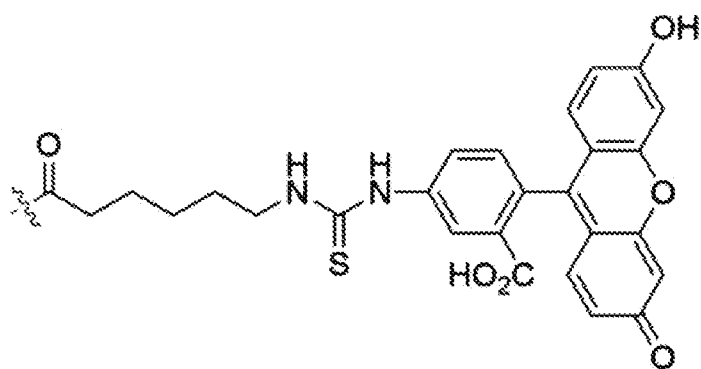


15

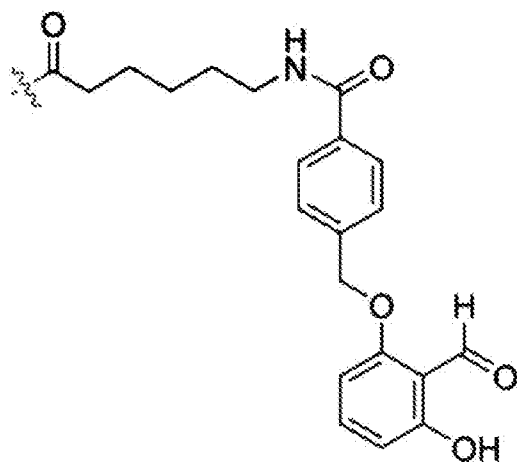




5







In some embodiments, R<sup>1</sup> is R<sup>x</sup>. In other embodiments, R<sup>1</sup> a carbohydrate domain having the structure:



5

In some aspects, each occurrence of a, b, and c is independently 0, 1, or 2. In some embodiments, d is an integer from 1-5. In some embodiments, each d bracketed structure may be the same. In some embodiments, each d bracketed structure may be different. In some embodiments, the d bracketed structure represents a furanose or a pyranose moiety.

10 In some embodiments, and the sum of b and c is 1 or 2.

In some embodiments, R<sup>0</sup> is hydrogen. In some embodiments, R<sup>0</sup> is an oxygen protecting group selected from the group. In some embodiments, R<sup>0</sup> is an alkyl ether. In some embodiments, R<sup>0</sup> is a benzyl ether. In some embodiments, R<sup>0</sup> is a silyl ether. In some embodiments, R<sup>0</sup> is an acetal. In some embodiments, R<sup>0</sup> is ketal. In some embodiments, R<sup>0</sup> is an ester. In some embodiments, R<sup>0</sup> is a carbamate. In some embodiments, R<sup>0</sup> is a carbonate. In some embodiments, R<sup>0</sup> is an optionally substituted moiety. In some embodiments, R<sup>0</sup> is an acyl. In some embodiments, R<sup>0</sup> is a C<sub>1-10</sub> aliphatic. In some embodiments, R<sup>0</sup> is a C<sub>1-6</sub> heteroaliphatic. In some embodiments, R<sup>0</sup> is a 6-10-membered aryl. In some embodiments, R<sup>0</sup> is a arylalkyl. In some embodiments, R<sup>0</sup> is a 5-10 membered heteroaryl having 1-4 heteroatoms independently selected from nitrogen, oxygen, or sulfur.

20

In some embodiments,  $R^0$  is a 4-7 membered heterocyclyl having 1-2 heteroatoms independently selected from the group consisting of nitrogen, oxygen, and sulfur.

In some embodiments,  $R^a$  is hydrogen. In some embodiments,  $R^a$  is a halogen. In some embodiments,  $R^a$  is OH. In some embodiments,  $R^a$  is OR. In some embodiments,  $R^a$  is OR<sup>x</sup>. In some embodiments,  $R^a$  is NR<sub>2</sub>. In some embodiments,  $R^a$  is NHCOR. In some embodiments,  $R^a$  an acyl. In some embodiments,  $R^a$  is C<sub>1-10</sub> aliphatic. In some embodiments,  $R^a$  is C<sub>1-6</sub> heteroaliphatic. In some embodiments,  $R^a$  is 6-10-membered aryl. In some embodiments,  $R^a$  is arylalkyl. In some embodiments,  $R^a$  is 5-10-membered heteroaryl having 1-4 heteroatoms independently selected from nitrogen, oxygen, sulfur. In some embodiments,  $R^a$  is 4-7-membered heterocyclyl having 1-2 heteroatoms independently selected from the group consisting of nitrogen, oxygen, and sulfur.

In some embodiments,  $R^b$  is hydrogen. In some embodiments,  $R^b$  is a halogen. In some embodiments,  $R^b$  is OH. In some embodiments,  $R^b$  is OR. In some embodiments,  $R^b$  is OR<sup>x</sup>. In some embodiments,  $R^b$  is NR<sub>2</sub>. In some embodiments,  $R^b$  is NHCOR. In some embodiments,  $R^b$  an acyl. In some embodiments,  $R^b$  is C<sub>1-10</sub> aliphatic. In some embodiments,  $R^b$  is C<sub>1-6</sub> heteroaliphatic. In some embodiments,  $R^b$  is 6-10-membered aryl. In some embodiments,  $R^b$  is arylalkyl. In some embodiments,  $R^b$  is 5-10-membered heteroaryl having 1-4 heteroatoms independently selected from nitrogen, oxygen, sulfur. In some embodiments,  $R^b$  is 4-7-membered heterocyclyl having 1-2 heteroatoms independently selected from the group consisting of nitrogen, oxygen, and sulfur.

In some embodiments,  $R^b$  is hydrogen. In some embodiments,  $R^b$  is a halogen. In some embodiments,  $R^b$  is OH. In some embodiments,  $R^b$  is OR. In some embodiments,  $R^b$  is OR<sup>x</sup>. In some embodiments,  $R^b$  is NR<sub>2</sub>. In some embodiments,  $R^b$  is NHCOR. In some embodiments,  $R^b$  an acyl. In some embodiments,  $R^b$  is C<sub>1-10</sub> aliphatic. In some embodiments,  $R^b$  is C<sub>1-6</sub> heteroaliphatic. In some embodiments,  $R^b$  is 6-10-membered aryl. In some embodiments,  $R^b$  is arylalkyl. In some embodiments,  $R^b$  is 5-10-membered heteroaryl having 1-4 heteroatoms independently selected from nitrogen, oxygen, sulfur. In some embodiments,  $R^b$  is 4-7-membered heterocyclyl having 1-2 heteroatoms independently selected from the group consisting of nitrogen, oxygen, and sulfur.

In some embodiments,  $R^c$  is hydrogen. In some embodiments,  $R^c$  is a halogen. In some embodiments,  $R^c$  is OH. In some embodiments,  $R^c$  is OR. In some embodiments,  $R^c$  is OR<sup>x</sup>. In some embodiments,  $R^c$  is NR<sub>2</sub>. In some embodiments,  $R^c$  is NHCOR. In some embodiments,  $R^c$  an acyl. In some embodiments,  $R^c$  is C<sub>1-10</sub> aliphatic. In some embodiments,  $R^c$  is C<sub>1-6</sub> heteroaliphatic. In some embodiments,  $R^c$  is 6-10-membered aryl. In some embodiments,  $R^c$  is arylalkyl. In some embodiments,  $R^c$  is 5-10-membered heteroaryl having

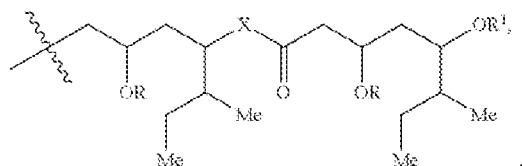
1-4 heteroatoms independently selected from nitrogen, oxygen, sulfur. In some embodiments,  $R^c$  is 4-7-membered heterocyclyl having 1-2 heteroatoms independently selected from the group consisting of nitrogen, oxygen, and sulfur.

In some embodiments,  $R^d$  is hydrogen. In some embodiments,  $R^d$  is a halogen. In some embodiments,  $R^d$  is OH. In some embodiments,  $R^d$  is OR. In some embodiments,  $R^d$  is  $OR^x$ . In some embodiments,  $R^d$  is  $NR_2$ . In some embodiments,  $R^d$  is  $NHCOR$ . In some embodiments,  $R^d$  is an acyl. In some embodiments,  $R^d$  is  $C_{1-10}$  aliphatic. In some embodiments,  $R^d$  is  $C_{1-6}$  heteroaliphatic. In some embodiments,  $R^d$  is 6-10-membered aryl. In some embodiments,  $R^d$  is arylalkyl. In some embodiments,  $R^d$  is 5-10-membered heteroaryl having 1-4 heteroatoms independently selected from nitrogen, oxygen, sulfur. In some embodiments,  $R^d$  is 4-7-membered heterocyclyl having 1-2 heteroatoms independently selected from the group consisting of nitrogen, oxygen, and sulfur.

In some embodiments,  $R^2$  is hydrogen. In some embodiments,  $R^2$  is a halogen. In some embodiments,  $R^2$  is OH. In some embodiments,  $R^2$  is OR. In some embodiments,  $R^2$  is  $OC(O)R^4$ . In some embodiments,  $R^2$  is  $OC(O)OR^4$ . In some embodiments,  $R^2$  is  $OC(O)NHR^4$ . In some embodiments,  $R^2$  is  $OC(O)NRR^4$ . In some embodiments,  $R^2$  is  $OC(O)SR^4$ . In some embodiments,  $R^2$  is  $NHC(O)R^4$ . In some embodiments,  $R^2$  is  $NRC(O)R^4$ . In some embodiments,  $R^2$  is  $NHC(O)OR^4$ . In some embodiments,  $R^2$  is  $NHC(O)NHR^4$ . In some embodiments,  $R^2$  is  $NHC(O)NRR^4$ . In some embodiments,  $R^2$  is  $NHR^4$ . In some embodiments,  $R^2$  is  $N(R^4)_2$ . In some embodiments,  $R^2$  is  $NHR^4$ . In some embodiments,  $R^2$  is  $NRR^4$ . In some embodiments,  $R^2$  is  $N_3$ . In some embodiments,  $R^2$  is  $C_{1-10}$  aliphatic. In some embodiments,  $R^2$  is  $C_{1-6}$  heteroaliphatic. In some embodiments,  $R^2$  is 6-10-membered aryl. In some embodiments,  $R^2$  is arylalkyl. In some embodiments,  $R^2$  is 5-10 membered heteroaryl having 1-4 heteroatoms independently selected from the group consisting of nitrogen, oxygen, and sulfur. In some embodiments,  $R^2$  is 4-7-membered heterocyclyl having 1-2 heteroatoms independently selected from the group consisting of nitrogen, oxygen, and sulfur.

In some embodiments,  $R^3$  is hydrogen. In some embodiments,  $R^3$  is a halogen. In some embodiments,  $R^3$  is  $CH_2OR^1$ . In some embodiments,  $R^3$  is an acyl. In some embodiments,  $R^3$  is  $C_{1-10}$  aliphatic. In some embodiments,  $R^3$  is  $C_{1-6}$  heteroaliphatic. In some embodiments,  $R^3$  is 6-10-membered aryl. In some embodiments,  $R^3$  is arylalkyl. In some embodiments,  $R^3$  is 5-10-membered heteroaryl having 1-4 heteroatoms independently selected from the group consisting of nitrogen, oxygen, and sulfur. In some embodiments,  $R^3$  is 4-7-membered heterocyclyl having 1-2 heteroatoms independently selected from the group consisting of nitrogen, oxygen, and sulfur.

In some embodiments,  $R^4$  is  $-T-R^Z$ . In some embodiments,  $R^4$  is  $-C(O)-T-R^Z$ . In some embodiments,  $R^4$  is  $-NH-T-R^Z$ . In some embodiments,  $R^4$  is  $-O-T-R^Z$ . In some embodiments,  $R^4$  is  $-S-T-R^Z$ . In some embodiments,  $R^4$  is  $-C(O)NH-T-R^Z$ . In some embodiments,  $R^4$  is  $C(O)O-T-R^Z$ . In some embodiments,  $R^4$  is  $C(O)S-T-R^Z$ . In some embodiments,  $R^4$  is  $C(O)NH-$   
 5  $T-O-T-R^Z$ . In some embodiments,  $R^4$  is  $-O-T-R^Z$ . In some embodiments,  $R^4$  is  $-T-O-T-R^Z$ . In some embodiments,  $R^4$  is  $-T-S-T-R^Z$ . In some embodiments,  $R^4$  is

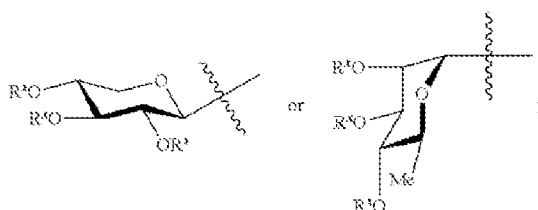


10 In some embodiments, X is  $—O—$ . In some embodiments, X is  $—NR—$ . In some embodiments, X is  $T-R^Z$ .

In some embodiments, T is a covalent bond or a bivalent  $C_{1-26}$  saturated or unsaturated, straight or branched, aliphatic or heteroaliphatic chain.

In some embodiments,  $R^Z$  is hydrogen. In some embodiments,  $R^Z$  is a halogen. In some embodiments,  $R^Z$  is  $—OR$ . In some embodiments,  $R^Z$  is  $—OR^x$ . In some embodiments,  $R^Z$  is  $—OR^1$ . In some embodiments,  $R^Z$  is  $—OR^{1'}$ . In some embodiments,  $R^Z$  is  $—SR$ . In some embodiments,  $R^Z$  is  $NR_2$ . In some embodiments,  $R^Z$  is  $—C(O)OR$ . In some embodiments,  $R^Z$  is  $—C(O)R$ . In some embodiments,  $R^Z$  is  $-NHC(O)R$ . In some embodiments,  $R^Z$  is  $-NHC(O)OR$ . In some embodiments,  $R^Z$  is  $NC(O)OR$ . In some  
 15  
 20  
 25  
 30  
 35  
 40  
 45  
 50  
 55  
 60  
 65  
 70  
 75  
 80  
 85  
 90  
 95  
 100  
 105  
 110  
 115  
 120  
 125  
 130  
 135  
 140  
 145  
 150  
 155  
 160  
 165  
 170  
 175  
 180  
 185  
 190  
 195  
 200  
 205  
 210  
 215  
 220  
 225  
 230  
 235  
 240  
 245  
 250  
 255  
 260  
 265  
 270  
 275  
 280  
 285  
 290  
 295  
 300  
 305  
 310  
 315  
 320  
 325  
 330  
 335  
 340  
 345  
 350  
 355  
 360  
 365  
 370  
 375  
 380  
 385  
 390  
 395  
 400  
 405  
 410  
 415  
 420  
 425  
 430  
 435  
 440  
 445  
 450  
 455  
 460  
 465  
 470  
 475  
 480  
 485  
 490  
 495  
 500  
 505  
 510  
 515  
 520  
 525  
 530  
 535  
 540  
 545  
 550  
 555  
 560  
 565  
 570  
 575  
 580  
 585  
 590  
 595  
 600  
 605  
 610  
 615  
 620  
 625  
 630  
 635  
 640  
 645  
 650  
 655  
 660  
 665  
 670  
 675  
 680  
 685  
 690  
 695  
 700  
 705  
 710  
 715  
 720  
 725  
 730  
 735  
 740  
 745  
 750  
 755  
 760  
 765  
 770  
 775  
 780  
 785  
 790  
 795  
 800  
 805  
 810  
 815  
 820  
 825  
 830  
 835  
 840  
 845  
 850  
 855  
 860  
 865  
 870  
 875  
 880  
 885  
 890  
 895  
 900  
 905  
 910  
 915  
 920  
 925  
 930  
 935  
 940  
 945  
 950  
 955  
 960  
 965  
 970  
 975  
 980  
 985  
 990  
 995  
 1000  
 1005  
 1010  
 1015  
 1020  
 1025  
 1030  
 1035  
 1040  
 1045  
 1050  
 1055  
 1060  
 1065  
 1070  
 1075  
 1080  
 1085  
 1090  
 1095  
 1100  
 1105  
 1110  
 1115  
 1120  
 1125  
 1130  
 1135  
 1140  
 1145  
 1150  
 1155  
 1160  
 1165  
 1170  
 1175  
 1180  
 1185  
 1190  
 1195  
 1200  
 1205  
 1210  
 1215  
 1220  
 1225  
 1230  
 1235  
 1240  
 1245  
 1250  
 1255  
 1260  
 1265  
 1270  
 1275  
 1280  
 1285  
 1290  
 1295  
 1300  
 1305  
 1310  
 1315  
 1320  
 1325  
 1330  
 1335  
 1340  
 1345  
 1350  
 1355  
 1360  
 1365  
 1370  
 1375  
 1380  
 1385  
 1390  
 1395  
 1400  
 1405  
 1410  
 1415  
 1420  
 1425  
 1430  
 1435  
 1440  
 1445  
 1450  
 1455  
 1460  
 1465  
 1470  
 1475  
 1480  
 1485  
 1490  
 1495  
 1500  
 1505  
 1510  
 1515  
 1520  
 1525  
 1530  
 1535  
 1540  
 1545  
 1550  
 1555  
 1560  
 1565  
 1570  
 1575  
 1580  
 1585  
 1590  
 1595  
 1600  
 1605  
 1610  
 1615  
 1620  
 1625  
 1630  
 1635  
 1640  
 1645  
 1650  
 1655  
 1660  
 1665  
 1670  
 1675  
 1680  
 1685  
 1690  
 1695  
 1700  
 1705  
 1710  
 1715  
 1720  
 1725  
 1730  
 1735  
 1740  
 1745  
 1750  
 1755  
 1760  
 1765  
 1770  
 1775  
 1780  
 1785  
 1790  
 1795  
 1800  
 1805  
 1810  
 1815  
 1820  
 1825  
 1830  
 1835  
 1840  
 1845  
 1850  
 1855  
 1860  
 1865  
 1870  
 1875  
 1880  
 1885  
 1890  
 1895  
 1900  
 1905  
 1910  
 1915  
 1920  
 1925  
 1930  
 1935  
 1940  
 1945  
 1950  
 1955  
 1960  
 1965  
 1970  
 1975  
 1980  
 1985  
 1990  
 1995  
 2000  
 2005  
 2010  
 2015  
 2020  
 2025  
 2030  
 2035  
 2040  
 2045  
 2050  
 2055  
 2060  
 2065  
 2070  
 2075  
 2080  
 2085  
 2090  
 2095  
 2100  
 2105  
 2110  
 2115  
 2120  
 2125  
 2130  
 2135  
 2140  
 2145  
 2150  
 2155  
 2160  
 2165  
 2170  
 2175  
 2180  
 2185  
 2190  
 2195  
 2200  
 2205  
 2210  
 2215  
 2220  
 2225  
 2230  
 2235  
 2240  
 2245  
 2250  
 2255  
 2260  
 2265  
 2270  
 2275  
 2280  
 2285  
 2290  
 2295  
 2300  
 2305  
 2310  
 2315  
 2320  
 2325  
 2330  
 2335  
 2340  
 2345  
 2350  
 2355  
 2360  
 2365  
 2370  
 2375  
 2380  
 2385  
 2390  
 2395  
 2400  
 2405  
 2410  
 2415  
 2420  
 2425  
 2430  
 2435  
 2440  
 2445  
 2450  
 2455  
 2460  
 2465  
 2470  
 2475  
 2480  
 2485  
 2490  
 2495  
 2500  
 2505  
 2510  
 2515  
 2520  
 2525  
 2530  
 2535  
 2540  
 2545  
 2550  
 2555  
 2560  
 2565  
 2570  
 2575  
 2580  
 2585  
 2590  
 2595  
 2600  
 2605  
 2610  
 2615  
 2620  
 2625  
 2630  
 2635  
 2640  
 2645  
 2650  
 2655  
 2660  
 2665  
 2670  
 2675  
 2680  
 2685  
 2690  
 2695  
 2700  
 2705  
 2710  
 2715  
 2720  
 2725  
 2730  
 2735  
 2740  
 2745  
 2750  
 2755  
 2760  
 2765  
 2770  
 2775  
 2780  
 2785  
 2790  
 2795  
 2800  
 2805  
 2810  
 2815  
 2820  
 2825  
 2830  
 2835  
 2840  
 2845  
 2850  
 2855  
 2860  
 2865  
 2870  
 2875  
 2880  
 2885  
 2890  
 2895  
 2900  
 2905  
 2910  
 2915  
 2920  
 2925  
 2930  
 2935  
 2940  
 2945  
 2950  
 2955  
 2960  
 2965  
 2970  
 2975  
 2980  
 2985  
 2990  
 2995  
 3000  
 3005  
 3010  
 3015  
 3020  
 3025  
 3030  
 3035  
 3040  
 3045  
 3050  
 3055  
 3060  
 3065  
 3070  
 3075  
 3080  
 3085  
 3090  
 3095  
 3100  
 3105  
 3110  
 3115  
 3120  
 3125  
 3130  
 3135  
 3140  
 3145  
 3150  
 3155  
 3160  
 3165  
 3170  
 3175  
 3180  
 3185  
 3190  
 3195  
 3200  
 3205  
 3210  
 3215  
 3220  
 3225  
 3230  
 3235  
 3240  
 3245  
 3250  
 3255  
 3260  
 3265  
 3270  
 3275  
 3280  
 3285  
 3290  
 3295  
 3300  
 3305  
 3310  
 3315  
 3320  
 3325  
 3330  
 3335  
 3340  
 3345  
 3350  
 3355  
 3360  
 3365  
 3370  
 3375  
 3380  
 3385  
 3390  
 3395  
 3400  
 3405  
 3410  
 3415  
 3420  
 3425  
 3430  
 3435  
 3440  
 3445  
 3450  
 3455  
 3460  
 3465  
 3470  
 3475  
 3480  
 3485  
 3490  
 3495  
 3500  
 3505  
 3510  
 3515  
 3520  
 3525  
 3530  
 3535  
 3540  
 3545  
 3550  
 3555  
 3560  
 3565  
 3570  
 3575  
 3580  
 3585  
 3590  
 3595  
 3600  
 3605  
 3610  
 3615  
 3620  
 3625  
 3630  
 3635  
 3640  
 3645  
 3650  
 3655  
 3660  
 3665  
 3670  
 3675  
 3680  
 3685  
 3690  
 3695  
 3700  
 3705  
 3710  
 3715  
 3720  
 3725  
 3730  
 3735  
 3740  
 3745  
 3750  
 3755  
 3760  
 3765  
 3770  
 3775  
 3780  
 3785  
 3790  
 3795  
 3800  
 3805  
 3810  
 3815  
 3820  
 3825  
 3830  
 3835  
 3840  
 3845  
 3850  
 3855  
 3860  
 3865  
 3870  
 3875  
 3880  
 3885  
 3890  
 3895  
 3900  
 3905  
 3910  
 3915  
 3920  
 3925  
 3930  
 3935  
 3940  
 3945  
 3950  
 3955  
 3960  
 3965  
 3970  
 3975  
 3980  
 3985  
 3990  
 3995  
 4000  
 4005  
 4010  
 4015  
 4020  
 4025  
 4030  
 4035  
 4040  
 4045  
 4050  
 4055  
 4060  
 4065  
 4070  
 4075  
 4080  
 4085  
 4090  
 4095  
 4100  
 4105  
 4110  
 4115  
 4120  
 4125  
 4130  
 4135  
 4140  
 4145  
 4150  
 4155  
 4160  
 4165  
 4170  
 4175  
 4180  
 4185  
 4190  
 4195  
 4200  
 4205  
 4210  
 4215  
 4220  
 4225  
 4230  
 4235  
 4240  
 4245  
 4250  
 4255  
 4260  
 4265  
 4270  
 4275  
 4280  
 4285  
 4290  
 4295  
 4300  
 4305  
 4310  
 4315  
 4320  
 4325  
 4330  
 4335  
 4340  
 4345  
 4350  
 4355  
 4360  
 4365  
 4370  
 4375  
 4380  
 4385  
 4390  
 4395  
 4400  
 4405  
 4410  
 4415  
 4420  
 4425  
 4430  
 4435  
 4440  
 4445  
 4450  
 4455  
 4460  
 4465  
 4470  
 4475  
 4480  
 4485  
 4490  
 4495  
 4500  
 4505  
 4510  
 4515  
 4520  
 4525  
 4530  
 4535  
 4540  
 4545  
 4550  
 4555  
 4560  
 4565  
 4570  
 4575  
 4580  
 4585  
 4590  
 4595  
 4600  
 4605  
 4610  
 4615  
 4620  
 4625  
 4630  
 4635  
 4640  
 4645  
 4650  
 4655  
 4660  
 4665  
 4670  
 4675  
 4680  
 4685  
 4690  
 4695  
 4700  
 4705  
 4710  
 4715  
 4720  
 4725  
 4730  
 4735  
 4740  
 4745  
 4750  
 4755  
 4760  
 4765  
 4770  
 4775  
 4780  
 4785  
 4790  
 4795  
 4800  
 4805  
 4810  
 4815  
 4820  
 4825  
 4830  
 4835  
 4840  
 4845  
 4850  
 4855  
 4860  
 4865  
 4870  
 4875  
 4880  
 4885  
 4890  
 4895  
 4900  
 4905  
 4910  
 4915  
 4920  
 4925  
 4930  
 4935  
 4940  
 4945  
 4950  
 4955  
 4960  
 4965  
 4970  
 4975  
 4980  
 4985  
 4990  
 4995  
 5000  
 5005  
 5010  
 5015  
 5020  
 5025  
 5030  
 5035  
 5040  
 5045  
 5050  
 5055  
 5060  
 5065  
 5070  
 5075  
 5080  
 5085  
 5090  
 5095  
 5100  
 5105  
 5110  
 5115  
 5120  
 5125  
 5130  
 5135  
 5140  
 5145  
 5150  
 5155  
 5160  
 5165  
 5170  
 5175  
 5180  
 5185  
 5190  
 5195  
 5200  
 5205  
 5210  
 5215  
 5220  
 5225  
 5230  
 5235  
 5240  
 5245  
 5250  
 5255  
 5260  
 5265  
 5270  
 5275  
 5280  
 5285  
 5290  
 5295  
 5300  
 5305  
 5310  
 5315  
 5320  
 5325  
 5330  
 5335  
 5340  
 5345  
 5350  
 5355  
 5360  
 5365  
 5370  
 5375  
 5380  
 5385  
 5390  
 5395  
 5400  
 5405  
 5410  
 5415  
 5420  
 5425  
 5430  
 5435  
 5440  
 5445  
 5450  
 5455  
 5460  
 5465  
 5470  
 5475  
 5480  
 5485  
 5490  
 5495  
 5500  
 5505  
 5510  
 5515  
 5520  
 5525  
 5530  
 5535  
 5540  
 5545  
 5550  
 5555  
 5560  
 5565  
 5570  
 5575  
 5580  
 5585  
 5590  
 5595  
 5600  
 5605  
 5610  
 5615  
 5620  
 5625  
 5630  
 5635  
 5640  
 5645  
 5650  
 5655  
 5660  
 5665  
 5670  
 5675  
 5680  
 5685  
 5690  
 5695  
 5700  
 5705  
 5710  
 5715  
 5720  
 5725  
 5730  
 5735  
 5740  
 5745  
 5750  
 5755  
 5760  
 5765  
 5770  
 5775  
 5780  
 5785  
 5790  
 5795  
 5800  
 5805  
 5810  
 5815  
 5820  
 5825  
 5830  
 5835  
 5840  
 5845  
 5850  
 5855  
 5860  
 5865  
 5870  
 5875  
 5880  
 5885  
 5890  
 5895  
 5900  
 5905  
 5910  
 5915  
 5920  
 5925  
 5930  
 5935  
 5940  
 5945  
 5950  
 5955  
 5960  
 5965  
 5970  
 5975  
 5980  
 5985  
 5990  
 5995  
 6000  
 6005  
 6010  
 6015  
 6020  
 6025  
 6030  
 6035  
 6040  
 6045  
 6050  
 6055  
 6060  
 6065  
 6070  
 6075  
 6080  
 6085  
 6090  
 6095  
 6100  
 6105  
 6110  
 6115  
 6120  
 6125  
 6130  
 6135  
 6140  
 6145  
 6150  
 6155  
 6160  
 6165  
 6170  
 6175  
 6180  
 6185  
 6190  
 6195  
 6200  
 6205  
 6210  
 6215  
 6220  
 6225  
 6230  
 6235  
 6240  
 6245  
 6250  
 6255  
 6260  
 6265  
 6270  
 6275  
 6280  
 6285  
 6290  
 6295  
 6300  
 6305  
 6310  
 6315  
 6320  
 6325  
 6330  
 6335  
 6340  
 6345  
 6350  
 6355  
 6360  
 6365  
 6370  
 6375  
 6380  
 6385  
 6390  
 6395  
 6400  
 6

In some embodiments,  $R^s$  is



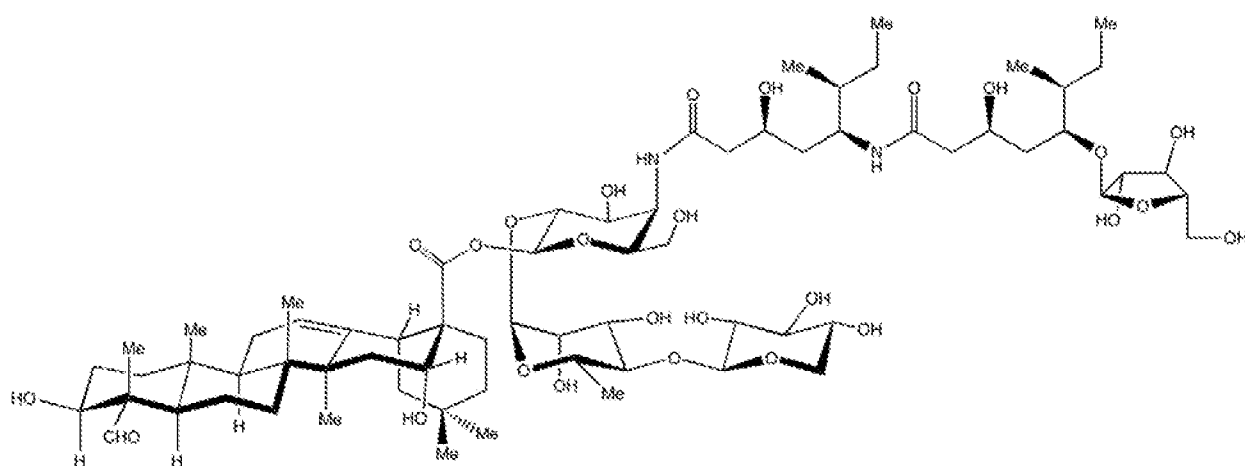
In some embodiments,  $R^x$  is optionally substituted 6-10-membered aryl. In some embodiments,  $R^x$  is optionally substituted  $C_{1-6}$  aliphatic. In some embodiments,  $R^x$  is optionally substituted or  $C_{1-6}$  heteroaliphatic having 1-2 heteroatoms independently selected from the group consisting of nitrogen, oxygen, and sulfur. In some embodiments, two  $R^x$  are taken together to form a 5-7-membered heterocyclic ring having 1-2 heteroatoms independently selected from the group consisting of nitrogen, oxygen, and sulfur.

In some embodiments, R is hydrogen. In some embodiments, R is an acyl. In some embodiments, R is arylalkyl. In some embodiments, R is 6-10-membered aryl. In some embodiments, R is  $C_{1-6}$  aliphatic. In some embodiments, R is  $C_{1-6}$  heteroaliphatic having 1-2 heteroatoms independently selected from the group consisting of nitrogen, oxygen, and sulfur. In some embodiments, two R on the same nitrogen atom are taken with the nitrogen atom to form a 4-7-membered heterocyclic ring having 1-2 heteroatoms independently selected from the group consisting of nitrogen, oxygen, and sulfur.

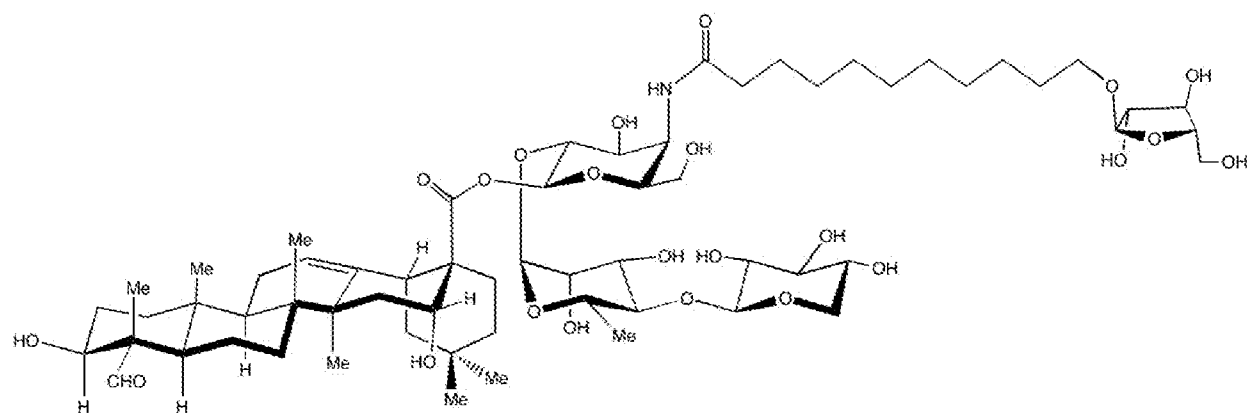
In some embodiments,  $R^1$  has the same embodiments as  $R^1$ .

Exemplary compounds of Formula I are set forth in Table 1 below:

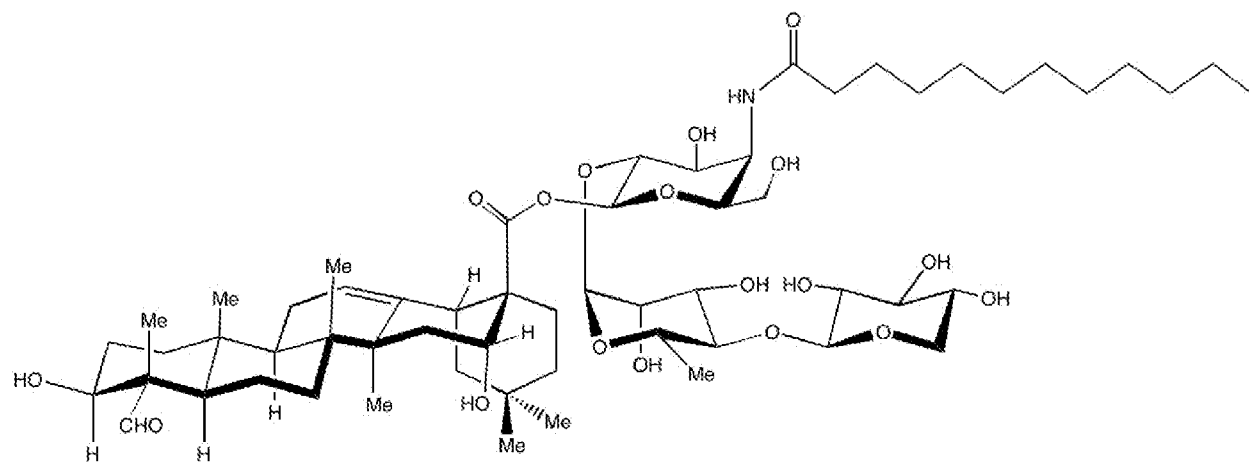
TABLE 1. EXEMPLARY COMPOUNDS OF FORMULA I



I-1

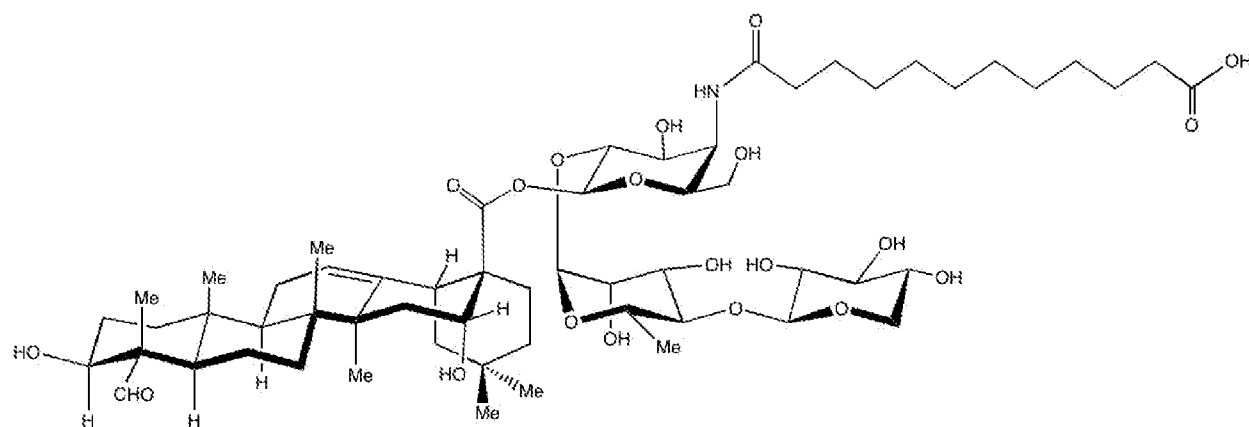


I-2

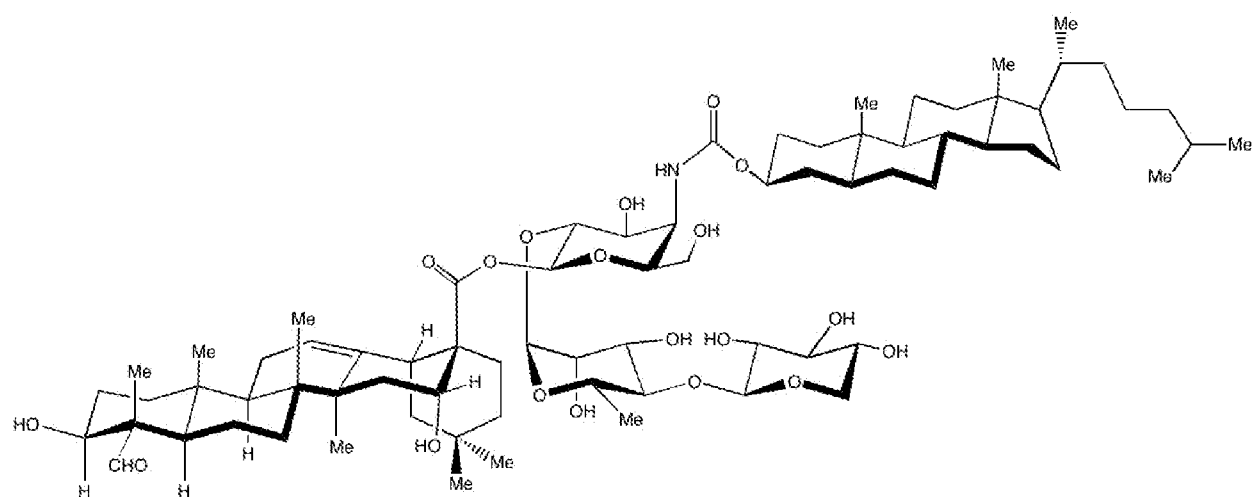


I-3

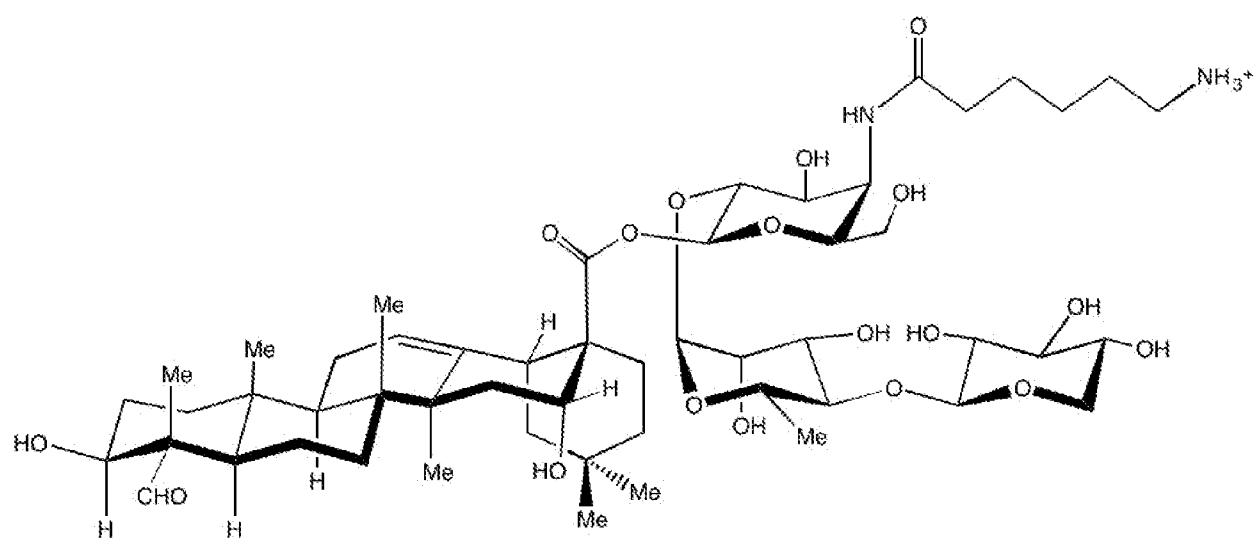
5



I-4



I-5



5 I-6



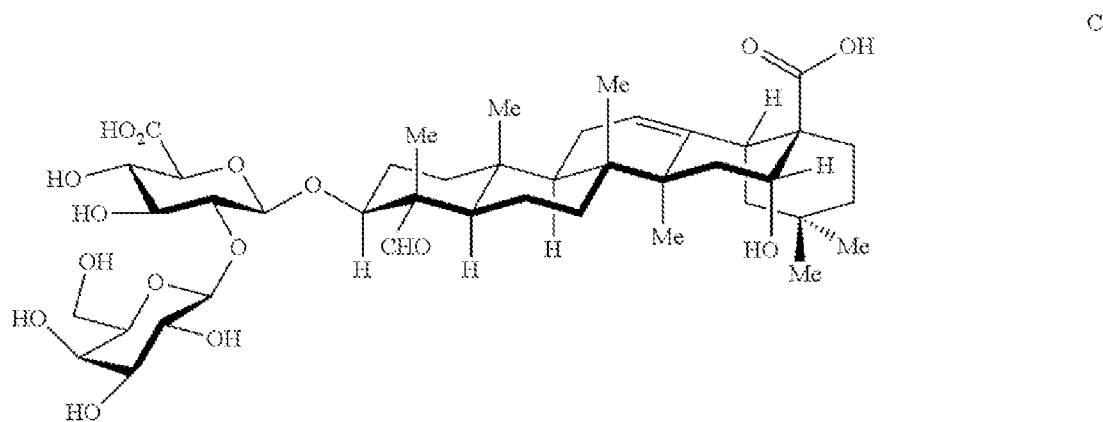
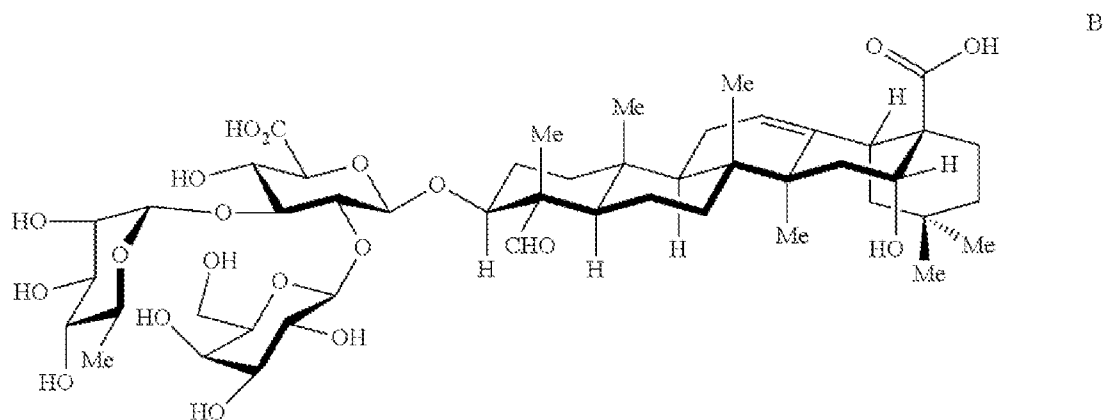
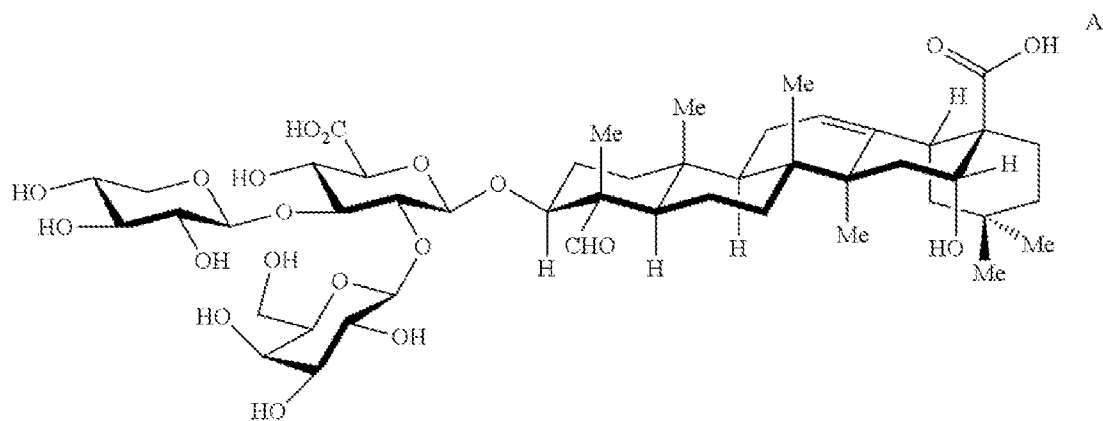


It will be appreciated that it is not an object of the present subject matter to claim compounds disclosed in the prior art that are the result of isolation or degradation studies on naturally occurring prosapogenins or saponins.

5

#### Synthesis of Compounds

As described in U.S. Ser. No. 12/420,803, issued as U.S. Patent 8,283,456 (and its parent/child U.S. applications and publications), the synthesis of QS-21 and at least some of its analogues can be carried out in part by obtaining semi-purified abstract from *Quillaja*  
10 *saponaria* (commercially available as Quil-A, Accurate Chemical and Scientific Corporation, Westbury, NY) comprising a mixture of at least 50 distinct saponin species (van Setten, D. C.; Vandewerken, G.; Zomer, G.; Kersten, G. F. A. *Rapid Commun. Mass Spectrom.* 1995, 9, 660-666). Many of said saponin species include a triterpene-trisaccharide substructure as found in immunologically-active *Quillaja saponins* such as QS-21 and QS-7. Exposing these  
15 saponin species to base hydrolysis affords a mixture enriched with prosapogenins A, B, and C (shown below).

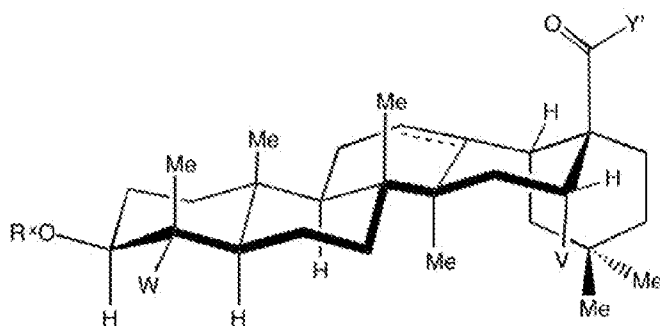


U.S. Ser. No. 12/420,803, issued as U.S. Patent 8,283,456 (and its parent/child U.S. applications and publications) presents a strategy that allows for the facile separation of derivatized prosapogenins A, B, and C via silica gel chromatography. It will be appreciated that some embodiments of the present application may be synthesized in part using the methods described in U.S. Ser. No. 12/420,803, issued as U.S. Patent 8,283,456 (and its parent/child U.S. applications and publications), particularly the methods relating to facile

separation of derivatized prosapogenins A, B, and C. In one aspect, separated derivatized prosapogenins A, B, and/or C may then be used to synthesize QS-21 or analogs thereof using the methods described herein.

In one embodiment, the present application provides semi-synthetic methods for synthesizing QS-7, QS-21, and related analogs, the method comprising coupling a triterpene compound with a compound comprising a saccharide to form a compound of Formula I or of Formula II. In some embodiments, the method comprises the steps of:

(a) Providing a compound of Formula III:



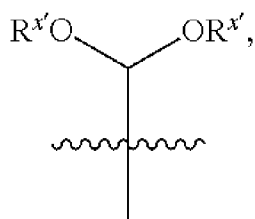
(III)

wherein:

== is a single or double bond;

Y' is hydrogen, halogen, alkyl, aryl, OR, OR<sup>y</sup>, OH, NR<sub>2</sub>, NR<sub>3</sub><sup>+</sup>, NHR, NH<sub>2</sub>, SR, or NROR;

W is Me, —CHO, —CH<sub>2</sub>OR<sup>x</sup>, —C(O)R<sup>y</sup>, or



V is hydrogen or —OR<sup>x</sup>;

R<sup>y</sup> is —OH, or a carboxyl protecting group selected from the group consisting of ester, amides, and hydrazides;

each occurrence of R<sup>x</sup> is independently an optionally substituted group selected from 6-10-membered aryl, C<sub>1-6</sub> aliphatic, or C<sub>1-6</sub> heteroaliphatic having 1-2 heteroatoms independently selected from the group consisting of nitrogen, oxygen, and sulfur; or:

two  $R^x$  are taken together to form a 5-7-membered heterocyclic ring having 1-2 heteroatoms independently selected from the group consisting of nitrogen, oxygen, and sulfur;

5 each occurrence of R is independently hydrogen, an optionally substituted group selected from acyl, arylalkyl, 6-10-membered aryl,  $C_{1-12}$  aliphatic, or  $C_{1-12}$  heteroaliphatic having 1-2 heteroatoms independently selected from the group consisting of nitrogen, oxygen, and sulfur;

10 each occurrence of  $R^x$  is independently hydrogen or an oxygen protecting group selected from the group consisting of alkyl ethers, benzyl ethers, silyl ethers, acetals, ketals, esters, and carbonates;

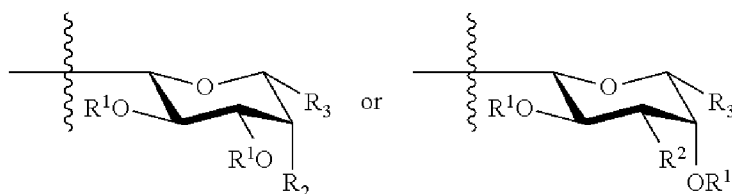
(b) treating said compound of Formula III under suitable conditions with a compound of formula V:

15 LG-Z

(V)

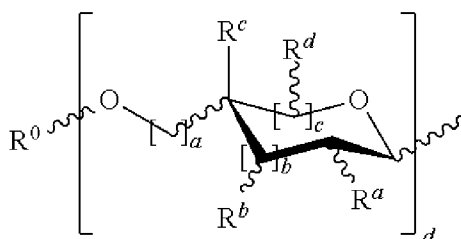
wherein:

20 Z is hydrogen; a cyclic or acyclic, optionally substituted moiety selected from the group consisting of acyl, aliphatic, heteroaliphatic, aryl, arylalkyl, and heteroaryl; or a carbohydrate domain having the structure:



wherein:

25 each occurrence of R1 is  $R^x$  or a carbohydrate domain having the structure:



wherein:

each occurrence of a, b, and c is independently 0, 1, or 2;

d is an integer from 1-5, wherein each d bracketed structure may be the same or different; with the proviso that the d bracketed structure represents a furanose or a pyranose moiety, and the sum of b and c is 1 or 2;

$R^0$  is hydrogen; an oxygen protecting group selected from the group consisting of alkyl ethers, benzyl ethers, silyl ethers, acetals, ketals, esters, carbamates, and carbonates; or an optionally substituted moiety selected from the group consisting of acyl,  $C_{1-10}$  aliphatic,  $C_{1-6}$  heteroaliphatic, 6-10-membered aryl, arylalkyl, 5-10 membered heteroaryl having 1-4 heteroatoms independently selected from nitrogen, oxygen, or sulfur, 4-7 membered heterocyclyl having 1-2 heteroatoms independently selected from the group consisting of nitrogen, oxygen, and sulfur;

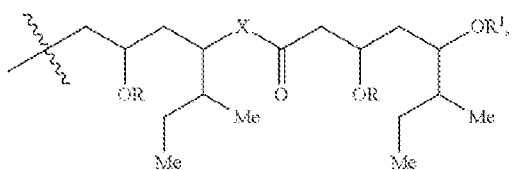
each occurrence of  $R^a$ ,  $R^b$ ,  $R^c$ , and  $R^d$  is independently hydrogen, halogen, OH, OR,  $OR^x$ ,  $NR_2$ ,  $NHCOR$ , or an optionally substituted group selected from acyl,  $C_{1-10}$  aliphatic,  $C_{1-6}$  heteroaliphatic, 6-10-membered aryl, arylalkyl, 5-10-membered heteroaryl having 1-4 heteroatoms independently selected from nitrogen, oxygen, sulfur; 4-7-membered heterocyclyl having 1-2 heteroatoms independently selected from the group consisting of nitrogen, oxygen, and sulfur;

$R^2$  is hydrogen, halogen, OH, OR,  $OC(O)R^4$ ,  $OC(O)OR^4$ ,  $OC(O)NHR^4$ ,  $OC(O)NRR^4$ ,  $OC(O)SR^4$ ,  $NHC(O)R^4$ ,  $NRC(O)R^4$ ,  $NHC(O)OR^4$ ,  $NHC(O)NHR^4$ ,  $NHC(O)NRR^4$ ,  $NHR^4$ ,  $N(R^4)_2$ ,  $NHR^4$ ,  $NRR^4$ ,  $N_3$ , or an optionally substituted group selected from  $C_{1-10}$  aliphatic,  $C_{1-6}$  heteroaliphatic, 6-10-membered aryl, arylalkyl, 5-10 membered heteroaryl having 1-4 heteroatoms independently selected from the group consisting of nitrogen, oxygen, and sulfur, 4-7-membered heterocyclyl having 1-2 heteroatoms independently selected from the group consisting of nitrogen, oxygen, and sulfur;

$R^3$  is hydrogen, halogen,  $CH_2OR^1$ , or an optionally substituted group selected from the group consisting of acyl,  $C_{1-10}$  aliphatic,  $C_{1-6}$  heteroaliphatic, 6-10-membered aryl, arylalkyl, 5-10-membered heteroaryl having 1-4 heteroatoms independently selected from the

group consisting of nitrogen, oxygen, and sulfur, 4-7-membered heterocyclyl having 1-2 heteroatoms independently selected from the group consisting of nitrogen, oxygen, and sulfur,

$R^4$  is  $-T-R^Z$ ,  $-C(O)-T-R^Z$ ,  $-NH-T-R^Z$ ,  $-O-T-R^Z$ ,  $-S-T-R^Z$ ,  $-C(O)NH-T-R^Z$ ,  $C(O)O-T-R^Z$ ,  $C(O)S-T-R^Z$ ,  $C(O)NH-T-O-T-R^Z$ ,  $-O-T-R^Z$ ,  $-T-O-T-R^Z$ ,  $-T-S-T-R^Z$ , or



wherein

$X$  is  $-O-$ ,  $-NR-$ , or  $T-R^Z$ ;

$T$  is a covalent bond or a bivalent  $C_{1-26}$  saturated or unsaturated, straight or branched, aliphatic or heteroaliphatic chain; and

$R^Z$  is hydrogen, halogen,  $-OR$ ,  $-OR^x$ ,  $-OR^1$ ,  $-SR$ ,  $NR_2$ ,  $-C(O)OR$ ,  $-C(O)R$ ,  $-NHC(O)R$ ,  $-NHC(O)OR$ ,  $NC(O)OR$ , or an optionally substituted group selected from acyl, arylalkyl, heteroarylalkyl,  $C_{1-6}$  aliphatic, 6-10-membered aryl, 5-10-membered heteroaryl having 1-4 heteroatoms independently selected from nitrogen, oxygen, or sulfur, 4-7-membered heterocyclyl having 1-2 heteroatoms independently selected from the group consisting of nitrogen, oxygen, and sulfur;

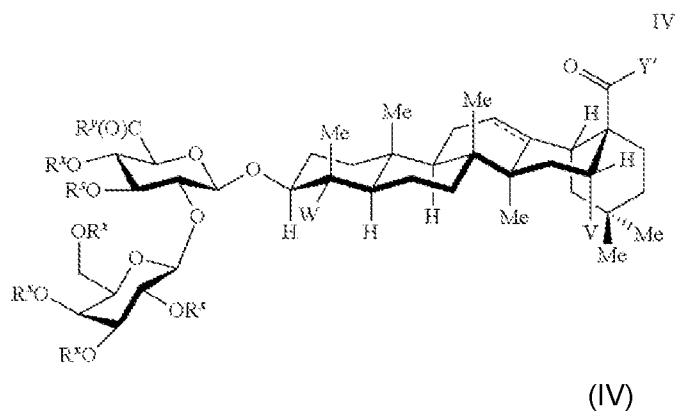
each occurrence of  $R^x$  is as defined for compounds of formula III; and

$LG$  is a suitable leaving group selected from the group consisting of halogen, imidate, alkoxy, sulphonyloxy, optionally substituted alkylsulfonyl, optionally substituted alkenylsulfonyl, optionally substituted arylsulfonyl, and diazonium moieties;

(c) to give a compound of Formula I as described herein.

In some embodiments, the method comprises the steps of:

(a) Providing a compound of Formula IV:

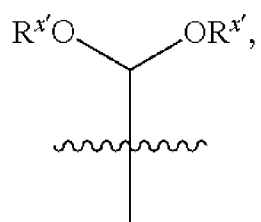


wherein:

== is a single or double bond;

5 Y' is hydrogen, halogen, alkyl, aryl, OR, OR<sup>y</sup>, OH, NR<sub>2</sub>, NR<sub>3</sub><sup>+</sup>, NHR, NH<sub>2</sub>, SR, or NROR;

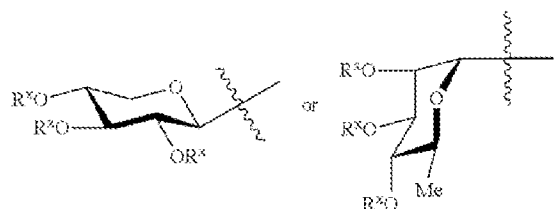
W is Me, —CHO, —CH<sub>2</sub>OR<sup>x</sup>, —C(O)R<sup>y</sup>, or



10 V is hydrogen or —OR<sup>x</sup>;

R<sup>y</sup> is —OH, or a carboxyl protecting group selected from the group consisting of ester, amides, and hydrazides;

R<sup>s</sup> is



15 each occurrence of R<sup>x</sup> is independently an optionally substituted group selected from 6-10-membered aryl, C<sub>1</sub>-6 aliphatic, or C<sub>1-6</sub> heteroaliphatic having 1-2 heteroatoms independently selected from the group consisting of nitrogen, oxygen, and sulfur; or:

20 two R<sup>x</sup> are taken together to form a 5-7-membered heterocyclic ring having 1-2 heteroatoms independently selected from the group consisting of nitrogen, oxygen, and sulfur;

each occurrence of R is independently hydrogen, an optionally substituted group selected from acyl, arylalkyl, 6-10-membered aryl, C<sub>1-12</sub> aliphatic, or C<sub>1-12</sub> heteroaliphatic having 1-2 heteroatoms independently selected from the group consisting of nitrogen, oxygen, and sulfur;

each occurrence of R<sup>x</sup> is independently hydrogen or an oxygen protecting group selected from the group consisting of alkyl ethers, benzyl ethers, silyl ethers, acetals, ketals, esters, and carbonates;

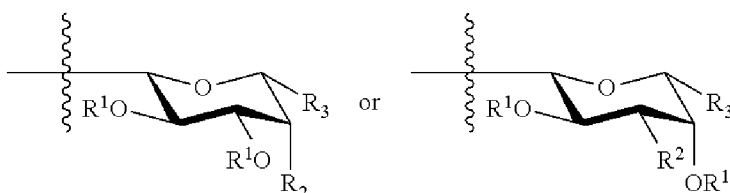
(b) treating said compound of Formula IV under suitable conditions with a compound of formula V:

LG-Z

(V)

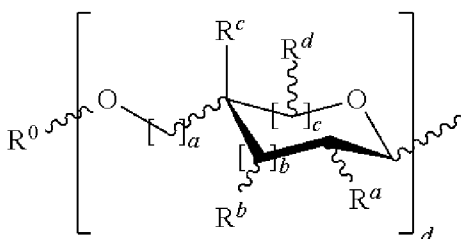
wherein:

Z is hydrogen; a cyclic or acyclic, optionally substituted moiety selected from the group consisting of acyl, aliphatic, heteroaliphatic, aryl, arylalkyl, and heteroaryl; or a carbohydrate domain having the structure:



wherein:

each occurrence of R<sup>1</sup> is R<sup>x</sup> or a carbohydrate domain having the structure:



wherein:

each occurrence of a, b, and c is independently 0, 1, or 2;

d is an integer from 1-5, wherein each d bracketed structure may be the same or different; with the proviso that the d bracketed



structure represents a furanose or a pyranose moiety, and the sum of b and c is 1 or 2;

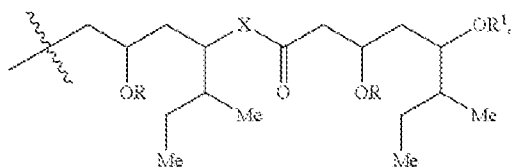
$R^0$  is hydrogen; an oxygen protecting group selected from the group consisting of alkyl ethers, benzyl ethers, silyl ethers, acetals, ketals, esters, carbamates, and carbonates; or an optionally substituted moiety selected from the group consisting of acyl,  $C_{1-10}$  aliphatic,  $C_{1-6}$  heteroaliphatic, 6-10-membered aryl, arylalkyl, 5-10 membered heteroaryl having 1-4 heteroatoms independently selected from nitrogen, oxygen, or sulfur, 4-7 membered heterocyclyl having 1-2 heteroatoms independently selected from the group consisting of nitrogen, oxygen, and sulfur;

each occurrence of  $R^a$ ,  $R^b$ ,  $R^c$ , and  $R^d$  is independently hydrogen, halogen, OH, OR,  $OR^x$ ,  $NR_2$ ,  $NHCOR$ , or an optionally substituted group selected from acyl,  $C_{1-10}$  aliphatic,  $C_{1-6}$  heteroaliphatic, 6-10-membered aryl, arylalkyl, 5-10-membered heteroaryl having 1-4 heteroatoms independently selected from nitrogen, oxygen, sulfur; 4-7-membered heterocyclyl having 1-2 heteroatoms independently selected from the group consisting of nitrogen, oxygen, and sulfur;

$R^2$  is hydrogen, halogen, OH, OR,  $OC(O)R^4$ ,  $OC(O)OR^4$ ,  $OC(O)NHR^4$ ,  $OC(O)NRR^4$ ,  $OC(O)SR^4$ ,  $NHC(O)R^4$ ,  $NRC(O)R^4$ ,  $NHC(O)OR^4$ ,  $NHC(O)NHR^4$ ,  $NHC(O)NRR^4$ ,  $NHR^4$ ,  $N(R^4)_2$ ,  $NRR^4$ ,  $N_3$ , or an optionally substituted group selected from  $C_{1-10}$  aliphatic,  $C_{1-6}$  heteroaliphatic, 6-10-membered aryl, arylalkyl, 5-10 membered heteroaryl having 1-4 heteroatoms independently selected from the group consisting of nitrogen, oxygen, and sulfur, 4-7-membered heterocyclyl having 1-2 heteroatoms independently selected from the group consisting of nitrogen, oxygen, and sulfur;

$R^3$  is hydrogen, halogen,  $CH_2OR^1$ , or an optionally substituted group selected from the group consisting of acyl,  $C_{1-10}$  aliphatic,  $C_{1-6}$  heteroaliphatic, 6-10-membered aryl, arylalkyl, 5-10-membered heteroaryl having 1-4 heteroatoms independently selected from the group consisting of nitrogen, oxygen, and sulfur, 4-7-membered heterocyclyl having 1-2 heteroatoms independently selected from the group consisting of nitrogen, oxygen, and sulfur,

$R^4$  is  $-T-R^Z$ ,  $-C(O)-T-R^Z$ ,  $-NH-T-R^Z$ ,  $-O-T-R^Z$ ,  $-S-T-R^Z$ ,  $-C(O)NH-T-R^Z$ ,  $C(O)O-T-R^Z$ ,  $C(O)S-T-R^Z$ ,  $C(O)NH-T-O-T-R^Z$ ,  $-O-T-R^Z$ ,  $-T-O-T-R^Z$ ,  $-T-S-T-R^Z$ , or



wherein

$X$  is  $-O-$ ,  $-NR-$ , or  $T-R^Z$ ;

$T$  is a covalent bond or a bivalent  $C_{1-26}$  saturated or unsaturated, straight or branched, aliphatic or heteroaliphatic chain; and

$R^Z$  is hydrogen, halogen,  $-OR$ ,  $-OR^x$ ,  $-OR^1$ ,  $-SR$ ,  $NR_2$ ,  $-C(O)OR$ ,  $-C(O)R$ ,  $-NHC(O)R$ ,  $-NHC(O)OR$ ,  $NC(O)OR$ , or an optionally substituted group selected from acyl, arylalkyl, heteroarylalkyl,  $C_{1-6}$  aliphatic, 6-10-membered aryl, 5-10-membered heteroaryl having 1-4 heteroatoms independently selected from nitrogen, oxygen, or sulfur, 4-7-membered heterocyclyl having 1-2 heteroatoms independently selected from the group consisting of nitrogen, oxygen, and sulfur;

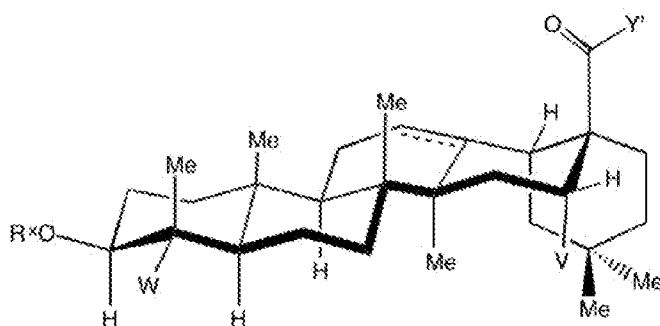
each occurrence of  $R^x$  is as defined for compounds of formula IV; and

$LG$  is a suitable leaving group selected from the group consisting of halogen, imidate, alkoxy, sulphonyloxy, optionally substituted alkylsulphonyl, optionally substituted alkenylsulfonyl, optionally substituted arylsulfonyl, and diazonium moieties;

(c) to give a compound of formula II as described herein.

In another aspect, the present application provides a synthesis method comprising:

(a) providing a compound of Formula III:



(III)

wherein:

— is a single or double bond;

Y' is hydrogen, halogen, alkyl, aryl, OR, OR<sup>y</sup>, OH, NR<sub>2</sub>, NR<sub>3</sub><sup>+</sup>, NHR, NH<sub>2</sub>, SR, or NROR;

W —CHO;

V —OR<sup>x</sup>;

R<sup>x</sup> is independently hydrogen or an oxygen protecting group selected from the group consisting of alkyl ethers, benzyl ethers, silyl ethers, acetals, ketals, esters, carbamates, and carbonates;

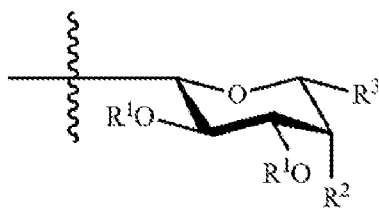
(b) treating said compound of Formula III under suitable conditions with a compound of formula V:

LG-Z

(V)

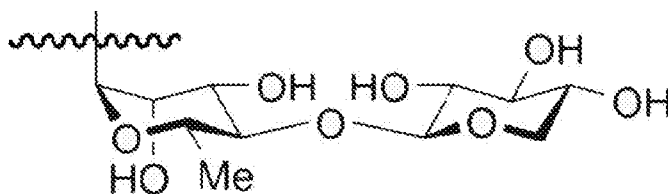
wherein:

Z is a carbohydrate domain having the structure:



wherein:

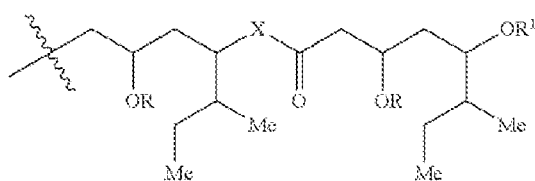
R<sup>1</sup> is independently H or



$R^2$  is  $NHR^4$ ;

$R^3$  is  $CH_2OH$ ; and

$R^4$  is  $-T-R^Z$ ,  $-C(O)-T-R^Z$ ,  $-NH-T-R^Z$ ,  $-O-T-R^Z$ ,  $-S-T-R^Z$ ,  $-C(O)NH-T-R^Z$ ,  $C(O)O-T-R^Z$ ,  $C(O)S-T-R^Z$ ,  $C(O)NH-T-O-T-R^Z$ ,  $-O-T-R^Z$ ,  $-T-O-T-R^Z$ ,  $-T-S-T-R^Z$ , or



wherein:

$X$  is  $-O-$ ,  $-NR-$ , or  $T-R^Z$ ;

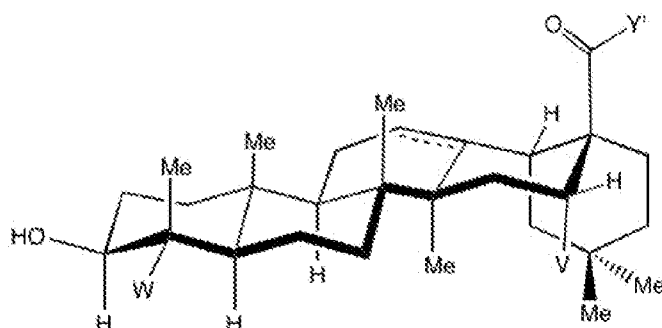
$T$  is a covalent bond or a bivalent  $C_{1-26}$  saturated or unsaturated, straight or branched, aliphatic or heteroaliphatic chain; and

$R^Z$  is hydrogen, halogen,  $-OR$ ,  $-OR^x$ ,  $-OR^1$ ,  $-SR$ ,  $NR_2$ ,  $-C(O)OR$ ,  $-C(O)R$ ,  $-NHC(O)R$ ,  $-NHC(O)OR$ ,  $NC(O)OR$ , or an optionally substituted group selected from acyl, arylalkyl, heteroarylalkyl,  $C_{1-6}$  aliphatic, 6-10-membered aryl, 5-10-membered heteroaryl having 1-4 heteroatoms independently selected from nitrogen, oxygen, or sulfur, 4-7-membered heterocyclyl having 1-2 heteroatoms independently selected from the group consisting of nitrogen, oxygen, and sulfur;

(c) to give a compound of Formula I as described herein.

In another aspect, the present application provides a method of synthesizing a compound of Formula I, or an intermediate thereof, comprising the following steps:

(a) providing a compound of Formula III:



(III)

wherein:

== is a single or double bond;

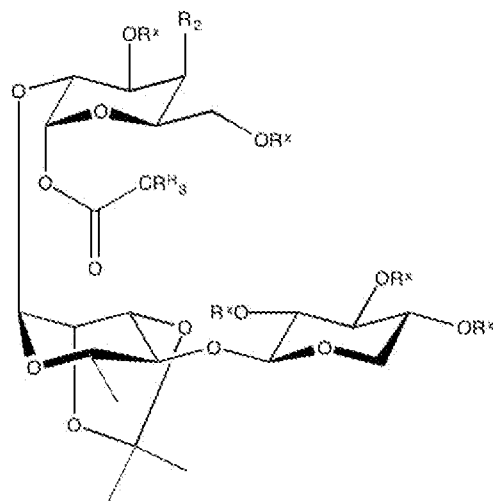
Y' is hydrogen, halogen, alkyl, aryl, OR, OR<sup>y</sup>, OH, NR<sub>2</sub>, NR<sub>3</sub><sup>+</sup>, NHR, NH<sub>2</sub>, SR, or NROR;

W —CHO;

V —OH;

wherein one or more substituents of the compound of Formula III are optionally protected;

(b) reacting the compound of Formula III with a compound of Formula X:



(X)

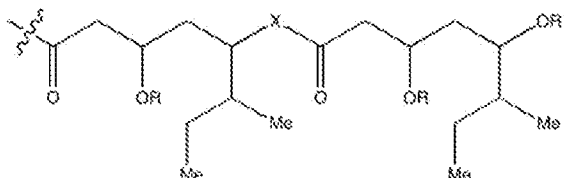
wherein:

R<sup>H</sup> is a halogen;

R<sup>2</sup> is hydrogen, N<sub>3</sub>, NH<sub>2</sub>, halogen, OH, OR, OC(O)R<sup>4</sup>, OC(O)OR<sup>4</sup>, OC(O)NHR<sup>4</sup>, OC(O)NRR<sup>4</sup>, OC(O)SR<sup>4</sup>, NHC(O)R<sup>4</sup>, NRC(O)R<sup>4</sup>, NHC(O)OR<sup>4</sup>, NHC(O)NHR<sup>4</sup>, NHC(O)NRR<sup>4</sup>, NHR<sup>4</sup>, N(R<sup>4</sup>)<sub>2</sub>, NHR<sup>4</sup>, NRR<sup>4</sup>, N<sub>3</sub>, or an optionally substituted group selected from C<sub>1-10</sub> aliphatic, C<sub>1-6</sub> heteroaliphatic, 6-10-membered aryl, arylalkyl, 5-10

membered heteroaryl having 1-4 heteroatoms independently selected from the group consisting of nitrogen, oxygen, and sulfur, 4-7-membered heterocyclyl having 1-2 heteroatoms independently selected from the group consisting of nitrogen, oxygen, and sulfur;

$R^4$  is  $-T-R^Z$ ,  $-C(O)-T-R^Z$ ,  $-NH-T-R^Z$ ,  $-O-T-R^Z$ ,  $-S-T-R^Z$ ,  $-C(O)NH-T-R^Z$ ,  $C(O)O-T-R^Z$ ,  $C(O)S-T-R^Z$ ,  $C(O)NH-T-O-T-R^Z$ ,  $-O-T-R^Z$ ,  $-T-O-T-R^Z$ ,  $-T-S-T-R^Z$ , or



wherein:

X is  $-O-$ ,  $-NR-$ , or  $T-R^Z$ ;

T is a covalent bond or a bivalent  $C_{1-26}$  saturated or unsaturated, straight or branched, aliphatic or heteroaliphatic chain;

$R^Z$  is hydrogen, halogen,  $-OR$ ,  $-OR^X$ ,  $-OR^{1'}$ ,  $-SR$ ,  $NR_2$ ,  $-C(O)OR$ ,  $-C(O)R$ ,  $-NHC(O)R$ ,  $-NHC(O)OR$ ,  $NC(O)OR$ , or an optionally substituted group selected from acyl, arylalkyl, heteroarylalkyl,  $C_{1-6}$  aliphatic, 6-10-membered aryl, 5-10-membered heteroaryl having 1-4 heteroatoms independently selected from nitrogen, oxygen, or sulfur, 4-7-membered heterocyclyl having 1-2 heteroatoms independently selected from the group consisting of nitrogen, oxygen, and sulfur;

$R^X$  is independently hydrogen or an oxygen protecting group selected from the group consisting of alkyl ethers, benzyl ethers, silyl ethers, acetals, ketals, esters, carbamates, and carbonates; and

R is independently hydrogen, an optionally substituted group selected from acyl, arylalkyl, 6-10-membered aryl,  $C_{1-6}$  aliphatic, or  $C_{1-6}$  heteroaliphatic having 1-2 heteroatoms independently selected from the group consisting of nitrogen, oxygen, and sulfur, or:

two R on the same nitrogen atom are taken with the nitrogen atom to form a 4-7-membered heterocyclic ring having 1-2 heteroatoms

independently selected from the group consisting of nitrogen, oxygen, and sulfur;

$R^{1'}$  is  $R^x$  or a carbohydrate domain having the structure:



wherein:

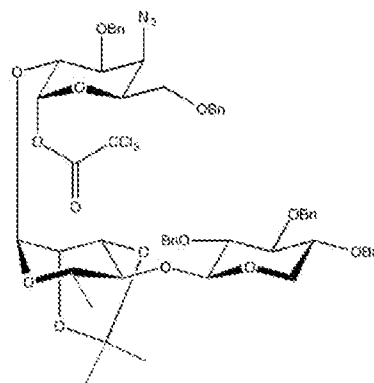
each occurrence of a, b, and c is independently 0, 1, or 2;

d is an integer from 1-5, wherein each d bracketed structure may be the same or different; with the proviso that the d bracketed structure represents a furanose or a pyranose moiety, and the sum of b and c is 1 or 2;

$R^0$  is hydrogen; an oxygen protecting group selected from the group consisting of alkyl ethers, benzyl ethers, silyl ethers, acetals, ketals, esters, carbamates, and carbonates; or an optionally substituted moiety selected from the group consisting of acyl,  $C_{1-10}$  aliphatic,  $C_{1-6}$  heteroaliphatic, 6-10-membered aryl, arylalkyl, 5-10 membered heteroaryl having 1-4 heteroatoms independently selected from nitrogen, oxygen, or sulfur, 4-7 membered heterocyclyl having 1-2 heteroatoms independently selected from the group consisting of nitrogen, oxygen, and sulfur;

each occurrence of  $R^a$ ,  $R^b$ ,  $R^c$ , and  $R^d$  is independently hydrogen, halogen, OH, OR,  $OR^x$ ,  $NR_2$ ,  $NHCOR$ , or an optionally substituted group selected from acyl,  $C_{1-10}$  aliphatic,  $C_{1-6}$  heteroaliphatic, 6-10-membered aryl, arylalkyl, 5-10-membered heteroaryl having 1-4 heteroatoms independently selected from nitrogen, oxygen, sulfur; 4-7-membered heterocyclyl having 1-2 heteroatoms independently selected from the group consisting of nitrogen, oxygen, and sulfur.

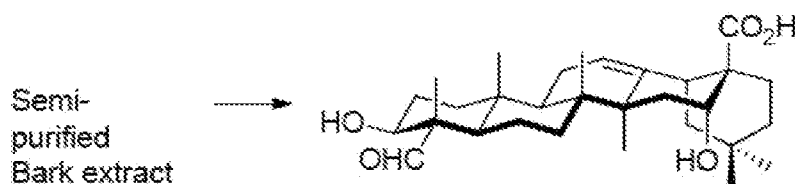
In one embodiment, the compound of Formula X is:



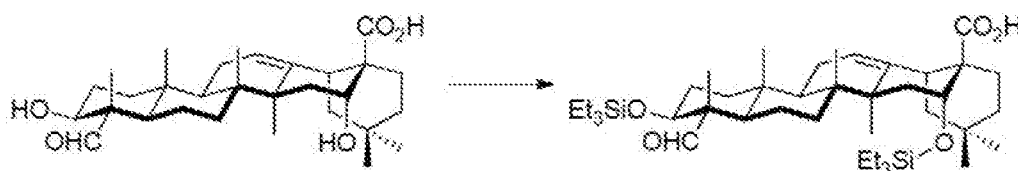
In one embodiment, the method includes reacting the product of step (b) or a further downstream product with R<sup>4</sup>-OH. In one embodiment, the method includes reacting the product of step (b) or a compound obtained after modifying the product of step (b) with R<sup>4</sup>-OH. In one embodiment, the method includes reacting the product of step (b) or a compound obtained after modifying the product of step (b) with R<sup>4</sup>-OH. In one embodiment, the method includes reacting the product of step (b) or an intermediate with R<sup>4</sup>-OH. In one embodiment, R<sup>4</sup>-OH is HO-C(O)-(CH<sub>2</sub>)<sub>10</sub>-C(O)-OR<sup>x</sup>. In one embodiment, R<sup>x</sup> is H. In one embodiment, R<sup>x</sup> is Bn.

In another aspect, the present application provides a method of synthesizing a compound of Formula I, or an intermediate thereof, comprising at least one of the following steps:

(a)

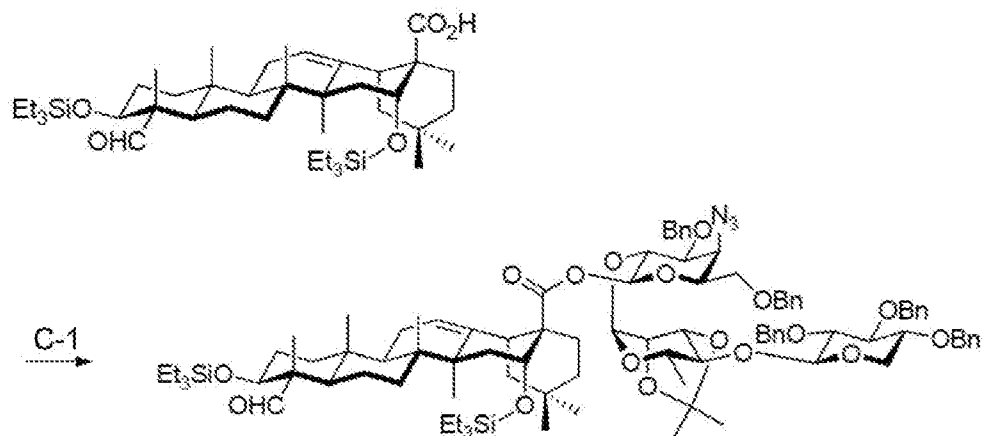


(b)

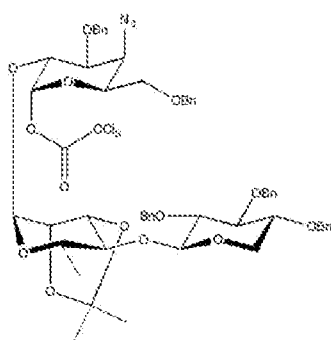




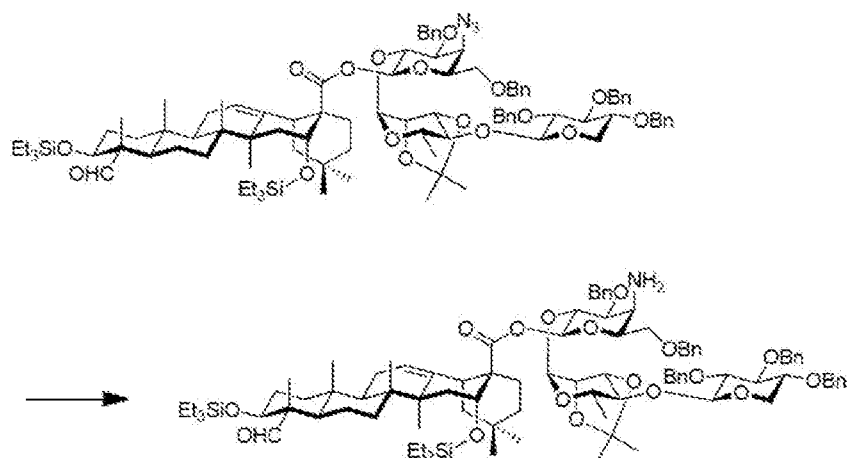
(c)



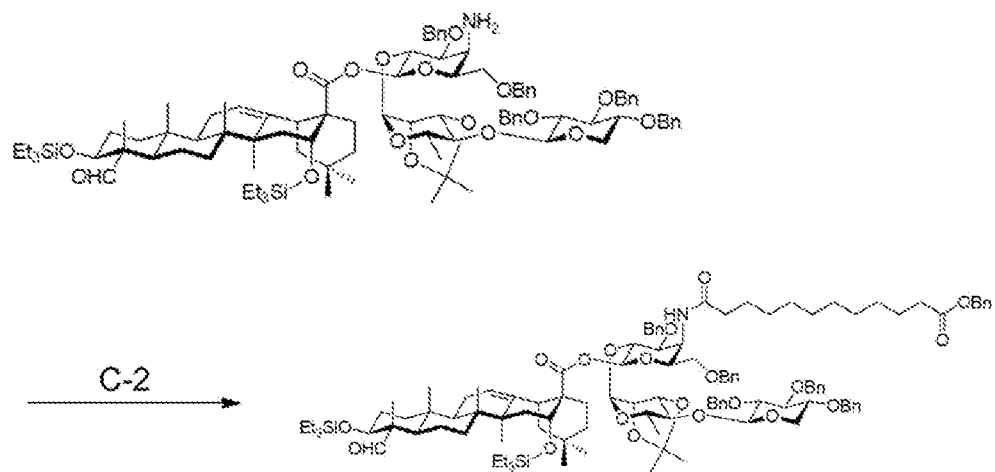
wherein C-1 is:



(d)

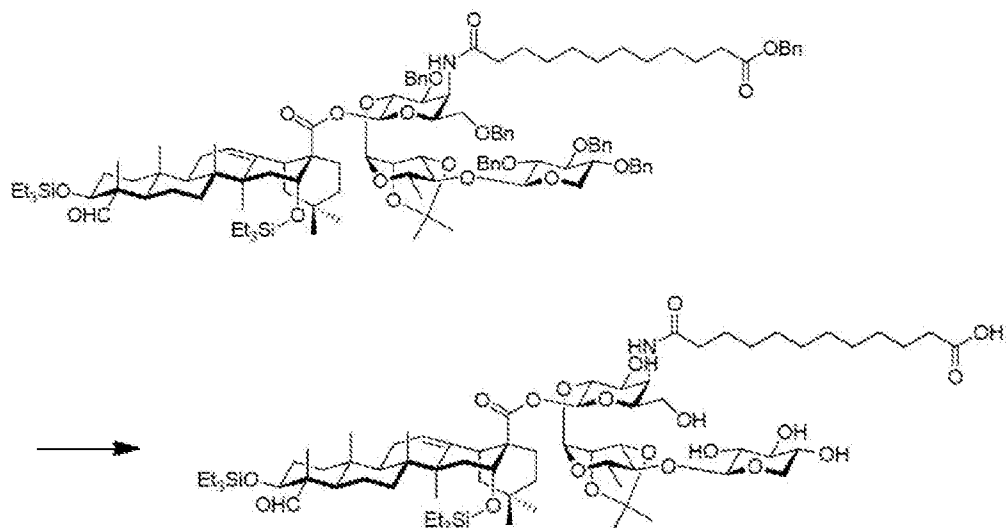


(e)

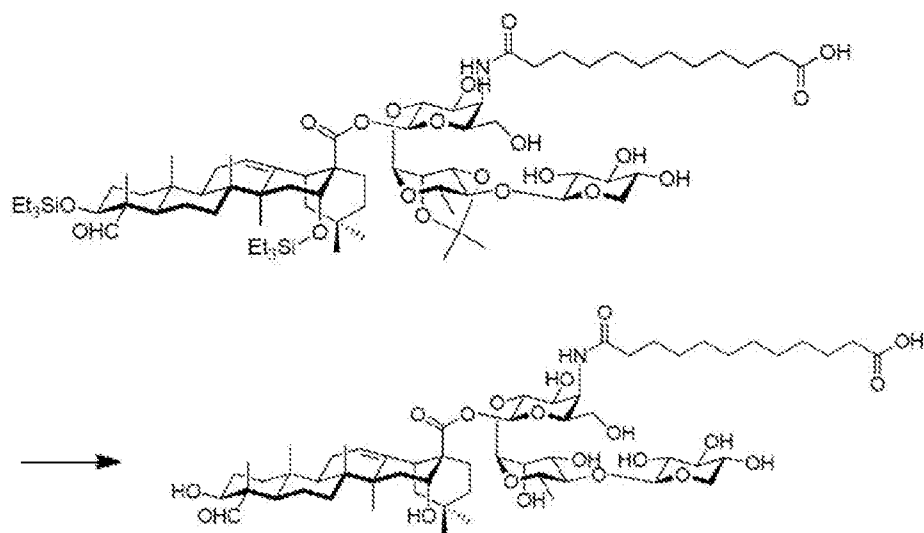


wherein C-2 is  $\text{OH-C(O)-(CH}_2\text{)}_{10}\text{-C(O)-OBn}$ ,

(f)



(g)



In another aspect, the present application discloses a synthesis route for Compound I-4 (TQL-1055 / TiterQuil-1-0-5-5), as shown, for example, in FIG. 6-8. It will be understood by one of ordinary skill in the art that the synthesis of Compound I-4 and its intermediates described in these figures may be modified or adapted according to the knowledge of one of ordinary skill in the art to obtain other molecules. It will be understood by one of ordinary skill in the art that the synthesis of Compound I-4 and its intermediates described in these figures may be modified or adapted according to the knowledge of one of ordinary skill in the art to alter the route to Compound I-4 (TQL-1055 / TiterQuil-1-0-5-5).

In another aspect of the subject matter, synthesis of QS-21, QS-7, and/or analogs of these compounds may be undertaken by using one or more of the methods disclosed in the examples, including examples 1-10, described in this application. Although the synthesis of several compounds is disclosed in these examples, one of ordinary skill in the art will appreciate that these methods may be modified or adapted according to the knowledge of one of ordinary skill in the art to obtain other molecules.

In another aspect, the present application also includes methods for obtaining the compounds according the present application comprising providing a compound according to the application and a second substance, and subsequently purifying the compound of the application by removing at least a portion of the second substance.

#### Adjuvants

Most protein and glycoprotein antigens are poorly immunogenic or non-immunogenic when administered alone. Strong adaptive immune responses to such antigens often requires the use of adjuvants. Immune adjuvants are substances that, when administered to a subject, increase the immune response to an antigen or enhance certain activities of cells from the immune system. An adjuvant may also allow the use of a lower dose of antigen to achieve a useful immune response in a subject.

Common adjuvants include alum, Freund's adjuvant (an oil-in-water emulsion with dead mycobacteria), Freund's adjuvant with MDP (an oil-in-water emulsion with muramyl dipeptide, MDP, a constituent of mycobacteria), alum plus *Bordetella pertussis* (aluminum hydroxide gel with killed *B. pertussis*). Such adjuvants are thought to act by delaying the release of antigens and enhancing uptake by macrophages. Immune stimulatory complexes (ISCOMs) are open cage-like complexes typically with a diameter of about 40 nm that are built up by cholesterol, lipid, immunogen, and saponin such as Quil-A (a *Quillaja* saponin extract). ISCOMs deliver antigen to the cytosol, and have been demonstrated to promote antibody response and induction of T helper cell as well as cytotoxic T lymphocyte responses in a variety of experimental animal models.

Natural saponin adjuvant QS-21 is far more potent than currently used adjuvants, like alum. QS-21's superiority over more than 20 other adjuvants tested in preclinical models and over 7 other adjuvants used in the clinic has been demonstrated. Thus, QS-21 has been widely used despite its three major liabilities: dose limiting toxicity, poor stability, and the limited availability of quality product.

Use of QS-21 as an adjuvant has been associated with notable adverse biological effects. In humans, QS-21 has displayed both local and systemic toxicity. Maximum doses for cancer patients are 100-150 µg and for healthy patients are typically 50 µg (an

immunology suboptimal dose). As a result, clinical success of non-cancer vaccines depends upon the identification of novel, potent adjuvants that are more tolerable.

The present application encompasses the recognition that synthetic access to and structural modification of QS-21 and related Quillaja saponins may afford compounds with high adjuvant potency and low toxicity, as well as having more stability and being more cost effective.

#### Vaccines

Compositions in this application are useful as vaccines to induce active immunity towards antigens in subjects. Any animal that may experience the beneficial effects of the compositions of the present application is within the scope of subjects that may be treated. In some embodiments, the subjects are mammals. In some embodiments, the subjects are humans.

The vaccines of the present application may be used to confer resistance to infection by either passive or active immunization. When the vaccines of the present application are used to confer resistance through active immunization, a vaccine of the present application is administered to an animal to elicit a protective immune response which either prevents or attenuates a proliferative or infectious disease. When the vaccines of the present application are used to confer resistance to infection through passive immunization, the vaccine is provided to a host animal (e.g., human, dog, or mouse), and the antisera elicited by this vaccine is recovered and directly provided to a recipient suspected of having an infection or disease or exposed to a causative organism.

The present application thus concerns and provides a means for preventing or attenuating a proliferative disease resulting from organisms which have antigens that are recognized and bound by antisera produced in response to the immunogenic antigens included in vaccines of the present application. As used herein, a vaccine is said to prevent or attenuate a disease if its administration to an animal results either in the total or partial attenuation (i.e., suppression) of a symptom or condition of the disease, or in the total or partial immunity of the animal to the disease.

The administration of the vaccine (or the antisera which it elicits) may be for either a "prophylactic" or "therapeutic" purpose. When provided prophylactically, the vaccine(s) are provided in advance of any symptoms of proliferative disease. The prophylactic administration of the vaccine(s) serves to prevent or attenuate any subsequent presentation of the disease. When provided therapeutically, the vaccine(s) is provided upon or after the detection of symptoms which indicate that an animal may be infected with a pathogen. The

therapeutic administration of the vaccine(s) serves to attenuate any actual disease presentation. Thus, the vaccines may be provided either prior to the onset of disease proliferation (so as to prevent or attenuate an anticipated infection) or after the initiation of an actual proliferation.

Thus, in one aspect the present application provides vaccines comprising an antigen associated with Influenza, varicella zoster, malaria, Hepatitis B, pneumococcus, diphtheria, tetanus, pertussis, or Lyme disease including the closely related spirochetes of the genus *Borrelia* such as, *B. burgdorferi*, *B. garinii*, *B. afzelii*, and *B. japonica*. In particular the present application provides vaccine comprising an antigen associated with influenza, varicella zoster and malaria with adjuvant containing compound I-4.

One of ordinary skill in the art will appreciate that vaccines may optionally include a pharmaceutically acceptable excipient or carrier. Thus, according to another aspect, provided vaccines may comprise one or more antigens that are optionally conjugated to a pharmaceutically acceptable excipient or carrier. In some embodiments, said one or more antigens are conjugated covalently to a pharmaceutically acceptable excipient. In other embodiments, said one or more antigens are non-covalently associated with a pharmaceutically acceptable excipient.

As described above, adjuvants may be used to increase the immune response to an antigen. According to the present application, provided vaccines may be used to invoke an immune response when administered to a subject. In certain embodiments, an immune response to an antigen may be potentiated by administering to a subject a provided vaccine in an effective amount to potentiate the immune response of said subject to said antigen.

#### Formulations

The compounds of the present application may be combined with a pharmaceutically acceptable excipient to form a pharmaceutical composition. In certain embodiments, formulations of the present application include injectable formulations. In certain embodiments, the pharmaceutical composition includes a pharmaceutically acceptable amount of a compound of the present application. In certain embodiments, the compounds of the application and an antigen form an active ingredient. In certain embodiments, the compound of the present application alone forms an active ingredient. The amount of active ingredient(s) which can be combined with a carrier material to produce a single dosage form will vary depending upon the host being treated, and the particular mode of administration. The amount of active ingredient(s) that can be combined with a carrier material to produce a single dosage form will generally be that amount of the compound which produces a

therapeutic effect. Generally, this amount will range from about 1% to about 99% of active ingredient, preferably from about 5% to about 70%, most preferably from about 10% to about 30%, or from about 1% to 99%, preferably from 10% to 90%, 20% to 80%, 30% to 70%, 40% to 60%, 45% to 55%, or about 50%.

5           Wetting agents, emulsifiers and lubricants, such as sodium lauryl sulfate and magnesium stearate, as well as coloring agents, release agents, coating agents, sweetening, flavoring and perfuming agents, preservatives and antioxidants can also be present in the compositions.

10           Non-limiting examples of pharmaceutically-acceptable antioxidants include: water soluble antioxidants, such as ascorbic acid, cysteine hydrochloride, sodium bisulfate, sodium metabisulfite, sodium sulfite and the like; oil-soluble antioxidants, such as ascorbyl palmitate, butylated hydroxyanisole (BHA), butylated hydroxytoluene (BHT), lecithin, propyl gallate, alpha-tocopherol, and the like; and metal chelating agents, such as citric acid, ethylenediamine tetraacetic acid (EDTA), sorbitol, tartaric acid, phosphoric acid, and the like.

15           Suspensions, in addition to the active compounds, may contain suspending agents as, for example, ethoxylated isostearyl alcohols, polyoxyethylene sorbitol and sorbitan esters, microcrystalline cellulose, aluminum metahydroxide, bentonite, agar-agar and tragacanth, and mixtures thereof.

20           Non-limiting examples of suitable aqueous and nonaqueous carriers, which may be employed in the pharmaceutical compositions of the present application include water, alcohols (including but not limited to methanol, ethanol, butanol, etc.), polyols (including but not limited to glycerol, propylene glycol, polyethylene glycol, etc.), and suitable mixtures thereof, vegetable oils, such as olive oil, and injectable organic esters, such as ethyl oleate. Proper fluidity can be maintained, for example, by the use of coating materials, such as  
25           lecithin, by the maintenance of the required particle size in the case of dispersions, and by the use of surfactants.

          These compositions may also contain additives such as preservatives, wetting agents, emulsifying agents and dispersing agents. Prevention of the action of microorganisms upon the subject compounds may be ensured by the inclusion of various  
30           antibacterial and antifungal agents, for example, paraben, chlorobutanol, phenol sorbic acid, and the like. It may also be desirable to include isotonic agents, such as sugars, sodium chloride, and the like into the compositions. In addition, prolonged absorption of the injectable pharmaceutical form may be brought about by the inclusion of agents which delay absorption such as aluminum monostearate and gelatin.

In some cases, in order to prolong the effect of a formulation, it is desirable to slow the absorption of the drug from subcutaneous or intramuscular injection. This may be accomplished by the use of a liquid suspension of crystalline or amorphous material having poor water solubility. The rate of absorption of the drug then depends upon its rate of dissolution, which in turn, may depend upon crystal size and crystalline form.

Regardless of the route of administration selected, the compounds of the present application, which may be used in a suitable hydrated form, and/or the pharmaceutical compositions of the present application, are formulated into pharmaceutically-acceptable dosage forms by conventional methods known to those of skill in the art.

Actual dosage levels of the active ingredients in the pharmaceutical compositions of the present application may be varied so as to obtain an amount of the active ingredient that is effective to achieve the desired therapeutic response for a particular patient, composition, and mode of administration, without being toxic to the patient.

The selected dosage level will depend upon a variety of factors including the activity of the particular compound of the present application employed, or the ester, salt or amide thereof, the route of administration, the time of administration, the rate of excretion or metabolism of the particular compound being employed, the duration of the treatment, other drugs, compounds and/or materials used in combination with the particular compound employed, the age, sex, weight, condition, general health and prior medical history of the patient being treated, and like factors well known in the medical arts.

A physician or veterinarian having ordinary skill in the art can readily determine and prescribe the effective amount of the pharmaceutical composition required. For example, the physician or veterinarian could start doses of the compounds of the present application employed in the pharmaceutical composition at levels lower than that required to achieve the desired therapeutic effect and then gradually increasing the dosage until the desired effect is achieved.

In some embodiments, a compound or pharmaceutical composition of the present application is provided to a subject chronically. Chronic treatments include any form of repeated administration for an extended period of time, such as repeated administrations for one or more months, between a month and a year, one or more years, or longer. In many embodiments, a chronic treatment involves administering a compound or pharmaceutical composition of the present application repeatedly over the life of the subject. Preferred chronic treatments involve regular administrations, for example one or more times a day, one or more times a week, or one or more times a month. In general, a suitable dose, such as a daily dose of a compound of the present application, will be that amount of the



compound that is the lowest dose effective to produce a therapeutic effect. Such an effective dose will generally depend upon the factors described above.

Generally, doses of the compounds of the present application for a patient, when used for the indicated effects, will range from about 0.0001 to about 100 mg per kg of body weight per day. Preferably the daily dosage will range from 0.001 to 50 mg of compound per kg of body weight, and even more preferably from 0.01 to 10 mg of compound per kg of body weight. However, lower or higher doses can be used. In some embodiments, the dose administered to a subject may be modified as the physiology of the subject changes due to age, disease progression, weight, or other factors.

In some embodiments, provided adjuvant compounds of the present application are administered as pharmaceutical compositions or vaccines. In certain embodiments, it is contemplated that the amount of adjuvant compound administered will be 1-2000  $\mu$ g. In certain embodiments, it is contemplated that the amount of adjuvant compound administered will be 1-1000  $\mu$ g. In certain embodiments, it is contemplated that the amount of adjuvant compound administered will be 1-500  $\mu$ g. In certain embodiments, it is contemplated that the amount of adjuvant compound administered will be 1-250  $\mu$ g. In certain embodiments, it is contemplated that the amount of adjuvant compound administered will be 100-1000  $\mu$ g. In certain embodiments, it is contemplated that the amount of adjuvant compound administered will be 100-500  $\mu$ g. In certain embodiments, it is contemplated that the amount of adjuvant compound administered will be 100-200  $\mu$ g. In certain embodiments, it is contemplated that the amount of adjuvant compound administered will be 250-500  $\mu$ g. In certain embodiments, it is contemplated that the amount of adjuvant compound administered will be 10-1000  $\mu$ g. In certain embodiments, it is contemplated that the amount of adjuvant compound administered will be 500-1000  $\mu$ g. In certain embodiments, it is contemplated that the amount of adjuvant compound administered will be 50-250  $\mu$ g. In certain embodiments, it is contemplated that the amount of adjuvant compound administered will be 50-500  $\mu$ g.

In some embodiments, provided adjuvant compounds of the present application are administered as pharmaceutical compositions or vaccines. In certain embodiments, it is contemplated that the amount of adjuvant compound administered will be 1-2000 mg. In certain embodiments, it is contemplated that the amount of adjuvant compound administered will be 1-1000 mg. In certain embodiments, it is contemplated that the amount of adjuvant compound administered will be 1-500 mg. In certain embodiments, it is contemplated that the amount of adjuvant compound administered will be 1-250 mg. In certain embodiments, it is contemplated that the amount of adjuvant compound administered will be 100-1000 mg. In certain embodiments, it is contemplated that the amount of adjuvant compound administered

will be 100-500 mg. In certain embodiments, it is contemplated that the amount of adjuvant compound administered will be 100-200 mg. In certain embodiments, it is contemplated that the amount of adjuvant compound administered will be 250-500 mg. In certain embodiments, it is contemplated that the amount of adjuvant compound administered will be 10-1000 mg.

5 In certain embodiments, it is contemplated that the amount of adjuvant compound administered will be 500-1000 mg. In certain embodiments, it is contemplated that the amount of adjuvant compound administered will be 50-250 mg. In certain embodiments, it is contemplated that the amount of adjuvant compound administered will be 50-500 mg. In certain embodiments, it is contemplated that the amount of adjuvant compound administered will be 0.01-215.4 mg.

10 In certain embodiments, it is contemplated that the amount of adjuvant administered will be 1000-5000 µg/kg. In certain embodiments, it is contemplated that the amount of adjuvant administered will be 1000-4000 µg/kg. In certain embodiments, it is contemplated that the amount of adjuvant administered will be 1000-3000 µg/kg. In certain embodiments, it is contemplated that the amount of adjuvant administered will be 1000-2000 µg/kg. In certain  
15 embodiments, it is contemplated that the amount of adjuvant administered will be 2000-5000 µg/kg. In certain embodiments, it is contemplated that the amount of adjuvant administered will be 2000-4000 µg/kg. In certain embodiments, it is contemplated that the amount of adjuvant administered will be 2000-3000 µg/kg. In certain  
20 embodiments, it is contemplated that the amount of adjuvant administered will be 3000-5000 µg/kg. In certain embodiments, it is contemplated that the amount of adjuvant administered will be 3000-4000 µg/kg. In certain  
embodiments, it is contemplated that the amount of adjuvant administered will be 4000-5000 µg/kg. In certain embodiments, it is contemplated that the amount of adjuvant administered will be 1-500 µg/kg. In certain  
25 embodiments, it is contemplated that the amount of adjuvant administered will be 500-1000 µg/kg. In certain embodiments, it is contemplated that the amount of adjuvant administered will be 1000-1500 µg/kg. In certain  
embodiments, it is contemplated that the amount of adjuvant administered will be 1 mg/kg. In certain  
embodiments, it is contemplated that the amount of adjuvant administered will be 2 mg/kg. In  
30 certain embodiments, it is contemplated that the amount of adjuvant administered will be 3  
mg/kg. In certain embodiments, it is contemplated that the amount of adjuvant administered will be 4 mg/kg. In certain embodiments, it is contemplated that the amount of adjuvant administered will be 5 mg/kg. In certain  
embodiments, it is contemplated that the amount of adjuvant administered will be 0.0029-5 mg/kg. In certain embodiments, the amount of adjuvant administered in females is less than the amount of adjuvant administered in males.  
35 In certain embodiments, the amount of adjuvant administered to infants is less than the

amount of adjuvant administered to adults. In certain embodiments, the amount of adjuvant administered to pediatric recipients is less than the amount of adjuvant administered to adults. In certain embodiments, the amount of adjuvant administered to immunocompromised recipients is more than the amount of adjuvant administered to healthy recipients. In certain embodiments, the amount of adjuvant administered to elderly recipients is more than the amount of adjuvant administered to non-elderly recipients.

If desired, the effective dose of the active compound may be administered as two, three, four, five, six or more sub-doses administered separately at appropriate intervals throughout the day, optionally, in unit dosage forms.

While it is possible for a compound of the present application to be administered alone, in certain embodiments the compound is administered as a pharmaceutical formulation or composition as described above.

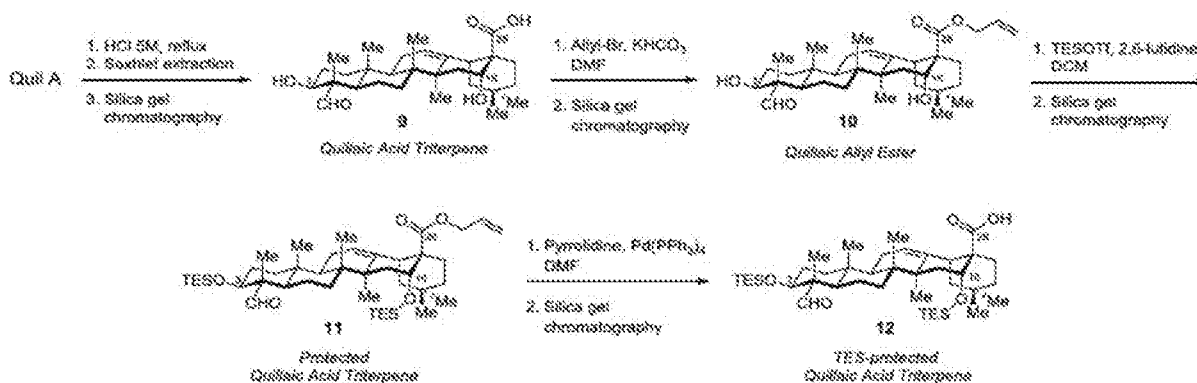
The compounds according to the present application may be formulated for administration in any convenient way for use in human or veterinary medicine, by analogy with other pharmaceuticals.

The present application provides kits comprising pharmaceutical formulations or compositions of a compound of the present application. In certain embodiments, such kits include the combination of a compound of formulae I and/or II and an antigen. The agents may be packaged separately or together. The kit optionally includes instructions for prescribing the medication. In certain embodiments, the kit includes multiple doses of each agent. The kit may include sufficient quantities of each component to treat one or more subject for a week, two weeks, three weeks, four weeks, or multiple months. The kit may include a full cycle of immunotherapy. In some embodiments, the kit includes a vaccine comprising one or more bacterial or viral-associated antigens, and one or more provided compounds.

## EXAMPLES

The numbering associated with compounds in the Examples 1-9 is not meant to correspond with other formula or compound numbering appearing throughout the remainder of the application, including the Figures, the claims, or Example 10.

### Example 1: Isolation and selective protection of quillaic acid triterpene



*Part A: Isolation of Quillaic Acid Triterpene 9 from Quil-A.*

1. In a 250-mL round-bottomed flask equipped with a reflux condenser, Quil A (5 g) is suspended in distilled water (25 mL) and concentrated HCl (17 mL) is added.

2. The mixture is slowly heated to reflux for 7h (Heating should be done slowly to avoid a foam-over when approaching reflux), then removed from heat, and filtered through filter paper. The dark brown solid is washed with hot (~65 °C) distilled water (2 × 50 mL), collected and dried under high vacuum overnight.

3. The dry solid is placed into a Soxhlet thimble and subjected to continuous extraction with diethyl ether (200 mL) for 24 h.

4. The ether solution is concentrated, the residue is dissolved in MeOH (20 mL), and activated charcoal (~5 g) is added. The mixture is filtered through celite, the solids are washed with MeOH (50 mL), and the solvent is removed by rotary evaporation.

5. The resulting residue is purified by silica gel chromatography (CHCl<sub>3</sub> /MeOH, 30:1 to 20:1 to 10:1) to afford the quillaic acid triterpene 9 (~0.5 g, ~10 % mass yield) (Quillaic acid triterpene product is ~80 % pure. High purity is achieved after allylation reaction.).

*Part B: Synthesis of Quillaic Acid Allyl Ester 10 by Allylation of C28 Carboxylic Acid of Quillaic Acid.*

1. In a 50-mL round-bottomed flask, the quillaic acid triterpene 9 (100 mg, 0.20 mmol, 1.0 equiv.) is dissolved in DMF (5 mL) and the solution is cooled to 0 °C.

2. Potassium bicarbonate (205 mg, 2.05 mmol, 10 equiv.) and allyl bromide (23 μL, 0.27 mmol, 1.3 equiv.) are added and the mixture is stirred and allowed to warm to room temperature (rt) overnight.

3. The reaction is diluted with water (25 mL) and extracted with hexanes/EtOAc (1:1) (3 x 15 mL). The organic extracts are combined, washed with brine (15 mL), dried over anhydrous Na<sub>2</sub>SO<sub>4</sub>, filtered, and concentrated.

4. Purification by silica gel chromatography (hexanes/EtOAc, 8:1 to 2:1) affords  
5 quillaic acid allyl ester 10 (77 mg, 71 %) as a white solid.

*Part C: Synthesis of Protected Quillaic Acid Triterpene 11 by Silylation of C3 and C16 Hydroxyl Groups of Quillaic Acid Alkyl Ester 10*

1. In a 25-mL modified Schlenk flask, quillaic allyl ester 10 (77 mg, 0.15 mmol, 1.0  
10 equiv.) is dissolved in DCM (5 mL) and the solution is cooled to 0 °C. 2,6-Lutidine (0.17 mL, 1.46 mmol, 10 equiv.) is added, followed by TESOTf (0.17 mL, 0.73 mmol, 5.0 equiv.) via gas-tight syringe, and the mixture is stirred while the ice bath is allowed to melt.

2. The reaction progress is monitored by TLC using CHCl<sub>3</sub> /  
MeOH (10:1) as eluent. If the reaction is not complete after 3h, more TESOTf (33 µL, 0.15  
15 mmol, 1.0 equiv.) is added and the mixture is stirred until the reaction is complete.

3. The reaction mixture is diluted with water (10 mL) and the aqueous phase is extracted with EtOAc (10 mL x 3). The combined organic phases are dried (anhydrous Na<sub>2</sub>SO<sub>4</sub>), filtered, and concentrated.

4. Purification by silica gel chromatography (hexanes/acetone, 1:0 to 10:1) yields the  
20 TES-protected quillaic allyl ester 11 (93 mg, 84 %) as a white solid.

*Part D: Synthesis of TES-Protected Quillaic Acid Triterpene 12 by Deallylation of Protected Quillaic Acid*


1. In a 10-mL round-bottomed flask, fully protected quillaic acid 11 (93 mg, 0.12  
25 mmol, 1.0 equiv.) is dissolved in DCM (2 mL) and pyrrolidine (51 µL, 0.61 mmol, 5.0 equiv.) is added, followed by Pd(PPh<sub>3</sub>)<sub>4</sub> (7.0 mg, 0.006 mmol, 0.05 equiv.).

2. The reaction mixture is stirred for 15 min, then directly subjected to purification by silica gel chromatography (hexanes/EtOAc, 2:1), to afford TES-protected quillaic acid 12 (88  
mg, >99 %) as a white solid.

30

Example 2: Synthesis of Truncated Linear Oligosaccharide Domain

*Part A: Synthesis of Selectively Protected Monosaccharide Precursor 2,3,4-tri-O-benzyl-D-xylose 15 from D-xylose*



1. Step A: Synthesis of 1-O-allyl- D -xylose 13 by selective allylation of D-xylose. In a 500-mL round-bottomed flask, a solution of allyl alcohol (50 mL, 0.74 mol, 9.0 equiv.) and  
 5 AcCl (12.7 mL, 0.17 mol, 2.1 equiv.) is cooled to  $-10^{\circ}\text{C}$ , then solid D-xylose (12.3 g, 0.08 mol, 1.0 equiv.) is added.

2. Once all xylose has been added, the cooling bath is removed and the reaction mixture is stirred for 19 h at rt.

3. Solid  $\text{NaHCO}_3$  (25 g) is added, the mixture is filtered through a pad of celite, and  
 10 the volatile materials are removed by rotary evaporation.

4. The residue is passed through a plug of silica gel eluted with DCM/MeOH (9:1) and the eluate is concentrated to afford the anomeric allyl xylose 13 (11.5 g), which is used in the next step without further purification.

5. Step B: Synthesis of 1-O-allyl-2,3,4-tri-O-benzyl- D -xylose 14 by benzylation of 1-  
 15 O-allyl-D-xylose 13. In a 500-mL round-bottomed flask, allyl xylose 13 (11.5 g, 60.5 mmol, 1.0 equiv.) is dissolved in DMF (200 mL), then the solution is cooled to  $0^{\circ}\text{C}$ . Sodium hydride (60 % dispersion in oil, 15.7 g, 0.39 mol, 6.5 equiv.) (Caution: sodium hydride reacts violently with water) is added and the reaction mixture is stirred for 10 min.

6. Benzyl bromide (47 mL, 0.39 mol, 6.5 equiv.) is added dropwise at  $0^{\circ}\text{C}$ , and the  
 20 resulting suspension is stirred at rt for 16 h.

7. The reaction mixture is cooled to  $0^{\circ}\text{C}$  and quenched by slow addition of MeOH (150 mL) followed by water (600 mL). The mixture is extracted with hexanes/EtOAc (1:1) (3 x 250 mL) and the combined organic layers are washed with water (100 mL), brine (100 mL), dried with anhydrous  $\text{MgSO}_4$ , filtered, and concentrated.

8. Purification by silica gel chromatography (hexanes/EtOAc, 9:1) affords the fully  
 25 protected xylose 14 (23 g, 83 %).

9. Step C: Synthesis of selectively protected 2,3,4-tri-O-benzyl-D -xylose 15 by deallylation of 1-O-allyl-2,3,4-tri-O-benzyl- D -xylose 14. In a 100-mL round-bottomed flask covered in aluminum foil,  $\text{PPh}_3$  (3.4 g, 13 mmol, 1.2 equiv.) and  $\text{Pd}(\text{OAc})_2$  (0.45 g, 2.2  
 30 mmol, 0.2 equiv.) are dissolved in DCM/MeOH (1:1) (20 mL), then  $\text{Et}_3\text{NH}$  (15.8 mL, 0.15 mol, 14.0 equiv.) is added.

10. A solution of the fully protected xylose 14 (5.0 g, 10.9 mmol, 1.0 equiv.) in DCM (100 mL) is added by cannula transfer, and the reaction mixture is stirred at  $30^{\circ}\text{C}$  for 18 h.

11. The solution is passed through a plug of silica gel eluted with hexanes/EtOAc (1:1) and the eluate is concentrated.

12. Purification by silica gel chromatography (hexanes/EtOAc, 8:2 to 7:3) affords 2,3,4,-tri- O -benzyl xylose 15 (4.1 g, 90 %) as a mixture of anomers ( $\alpha:\beta$ , 2:1).

5

*Part B: Synthesis of Selectively Protected*

*Monosaccharide Precursor 1-O-Allyl-2,3-O-isopropylidene-L-rhamnose 16 from L-Rhamnose*



10

1. In a 250-mL round-bottomed flask, a solution of allyl alcohol (34 mL, 0.50 mol, 9.0 equiv.) and AcCl (8.1 mL, 0.12 mol, 2.1 equiv.) is cooled at  $-10^{\circ}\text{C}$ , then L-rhamnose monohydrate (10 g, 0.055 mol, 1.0 equiv.) is added.

15 2. The mixture is stirred for 20 h at rt, neutralized with  $\text{Et}_3\text{N}$ , and concentrated.

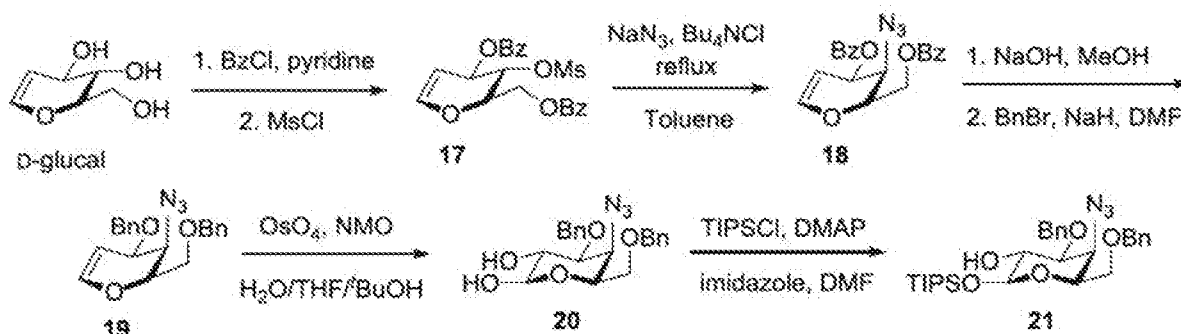
3. The residue is dissolved in toluene and the solution is concentrated to remove allyl alcohol; this process is repeated two more times.

4. The residual syrup is dissolved in dry acetone (75 mL), and DMP (27 mL, 0.22 mol, 4.0 equiv.) and pTsOH monohydrate (95 mg, 0.5 mmol, 0.01 equiv.) are added.

20 5. The reaction mixture is stirred for 16 h at rt and  $\text{Et}_3\text{N}$  is then added.

6. The reaction mixture is concentrated and purified by silica gel chromatography (hexanes/EtOAc, 8:2) to afford 1-O-allyl-2,3- O-isopropylidene- $\alpha$ -L-rhamnose ( 16 ) (8.9 g, 66 %) as a colorless oil.

25 *Part C: Synthesis of Selectively Protected Monosaccharide Precursor 4-Azido-4-deoxy-3,6-di-O-benzyl-1-Otriisopropylsilyl-D-galactose 21 from D-Glucal*



1. Step A: Synthesis of 3,6-di-O-benzoyl-4-O-mesyl-D-glucal **17** by selective protection of D-glucal. In a 500-mL round-bottomed flask, D-glucal (10.0 g, 67.1 mmol, 1.0 equiv.) is dissolved in pyridine (165 mL) and the solution is cooled to 0 °C, then BzCl (17 mL, 0.15 mol, 2.2 equiv.) is added dropwise.

2. The reaction mixture is stirred at 0 °C for 1.5 h, then MsCl (10.3 mL, 0.13 mol, 2.0 equiv.) is added. The reaction mixture is stirred for 0.5 h while allowing the ice bath warm to rt, then quenched by slow addition of MeOH (20 mL) at 0 °C (Caution: exothermic reaction).

3. The mixture is concentrated and the residue is partitioned between EtOAc (200 mL) and water (200 mL). The organic layer is washed with water (100 mL), brine (100 mL), dried with anhydrous MgSO<sub>4</sub>, filtered, and concentrated.

4. Purification by silica gel chromatography (hexanes/EtOAc, 8:2) affords 3,6-di-O-benzoyl-4-O-mesyl-D-glucal (**17**) (19.4 g, 67 %) as a syrup.

5. Step B: Synthesis of 4-azido-4-deoxy-3,6-di-O-benzoyl-D-galactal **18** by azide substitution of mesylate **17**. In a 250 mL roundbottomed flask, the mesyl-glucal **17** (5.1 g, 11.8 mmol, 1.0 equiv.) is dissolved in toluene (55 mL), then sodium azide (Caution: sodium azide is a toxic, hazardous substance that should not be acidified to avoid poisonous, explosive hydrazoic acid (HN<sub>3</sub>). The reaction should be carried out behind a blast shield due to risk of explosion of sodium azide when heated near its decomposition temperature (300 °C)) (2.8 g, 43.3 mmol, 3.7 equiv.) is added, followed by Bu<sub>4</sub>NCl (7.1 g, 25.6 mmol, 2.2 equiv.), and the flask is equipped with a reflux condenser.

6. The reaction mixture is heated to reflux (110 °C) for 20 h. The resulting brown suspension is washed with water (2 x 100 mL), dried with anhydrous MgSO<sub>4</sub>, filtered, and concentrated to give an orange oil.

7. Purification by silica gel chromatography (hexanes/EtOAc, 19:1 to 8:2) provides 4-azido-4-deoxy-3,6-di-O-benzoyl-D-galactal (**18**) (2.9 g, 66 %) as a light yellow oil.

8. Step C: Synthesis of 4-azido-4-deoxy-3,6-di-O-benzyl-D-galactal **19** by saponification and benzylation of dibenzoate **18**. In 250-mL round-bottomed flask, the



benzoyl-protected azidogalactal 18 (2.9 g, 8.1 mmol, 1.0 equiv.) is dissolved in MeOH (40 mL) and the solution is cooled to 0 °C.

9. Sodium hydroxide (0.12 g, 2.9 mmol, 0.36 equiv.) is added and the reaction mixture is stirred for 14 h at rt.

10. The reaction mixture is concentrated to afford a sticky tan solid, then evaporated again from toluene (7 mL) to remove trace solvent.

11. DMF (40 mL) is added to the residue and the resulting brown suspension is cooled to 0 °C. Sodium hydride (60 % dispersion in mineral oil, 0.98 g, 24.4 mmol, 3.0 equiv.) (Caution: sodium hydride reacts violently with water) is added, followed by benzyl bromide (4.8 mL, 40.3 mmol, 5.0 equiv.), and the mixture is stirred at 0 °C for 3 h.

12. The resulting orange suspension is stirred for another 16 h at rt, and the reaction is quenched with MeOH (20 mL), diluted with DCM (100 mL), and washed with water (100 mL).

13. The aqueous layer is extracted with DCM (80 mL), and the combined organic layers are washed with water (100 mL), dried with anhydrous MgSO<sub>4</sub>, filtered, and concentrated.

14. Purification by silica gel chromatography (hexanes/EtOAc, 9:1 to 4:1) affords 4-azido-4-deoxy-3,6-di-O-benzyl-D-galactal (19) (2.2 g, 78 %) as a yellow oil.

15. Step D: Synthesis of 4-azido-4-deoxy-3,6-di-O-benzyl-D-galactose 20 by dihydroxylation of galactal 19. The benzyl-protected azidogalactal 19 (5.8 g, 16.5 mmol, 1.0 equiv.) is dissolved in a mixture of water/THF/*t*BuOH (1:3:7) (400 mL), then OsO<sub>4</sub> (2.5 wt% in *t*BuOH) (5.1 mL, 0.4 mmol, 0.025 equiv.) is added. NMO (50 % in water) (10.2 mL, 44.5 mmol, 3.0 equiv.) is added in three portions (1.0 equiv. each) over 8 h.

16. The reaction mixture is stirred at rt overnight, then quenched with saturated aqueous Na<sub>2</sub>SO<sub>3</sub> solution (30 mL) and EtOAc (200 mL).

17. After 5 min, the phases are separated and the aqueous layer is extracted with EtOAc (2 x 75 mL) and DCM (2 x 50 mL). The combined organic phases are dried over anhydrous sodium sulfate, filtered, and concentrated.

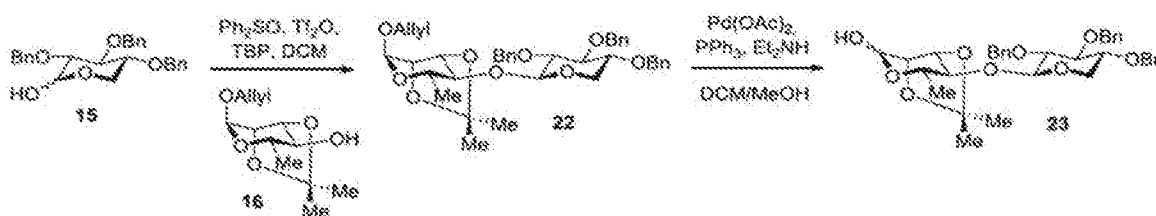
18. Purification by silica gel chromatography (hexanes/EtOAc, 4:1 to 1:1) affords 4-azido-4-deoxy-3,6-di-O-benzyl-D-galactose (20) (5.5 g, 88 %) as a colorless oil.

19. Step E: Synthesis of 4-azido-4-deoxy-3,6-di-O-benzyl-1-O-triisopropylsilyl-D-galactose 21 by selective silylation of diol 20. In a 10-mL modified Schlenk flask, the galactose diol 20 (0.96 g, 2.5 mmol, 1.0 equiv.) is dissolved in DMF (2.5 mL), then imidazole (0.41 g, 6.0 mmol, 2.4 equiv.) and DMAP (29 mg, 0.24 mmol, 0.1 equiv.) are added.

20. TIPSCI (0.63 mL, 3.0 mmol, 1.2 equiv.) is added and the reaction mixture is stirred for 19 h at rt.

21. The yellow solution is concentrated and purified by silica gel chromatography (hexanes/EtOAc, 19:1 to 9:1) to afford 4-azido-4-deoxy-3,6-di-O-benzyl-1-O-triisopropylsilyl-D-galactose (21) (0.8 g, 59 %) as a colorless oil.

*Part D: Synthesis of Protected Xylose–Rhamnose Disaccharide Hemiacetal 23 ([2,3,4-Tri-O-benzyl-β-D-xylopyranosyl-(1 → 4)]2,3-di-O-isopropylidene-L-rhamnopyranose) from protected D-xylose 15 and protected L-rhamnose 16*



1. Step A: Dehydrative glycosylation of protected rhamnose 16 with protected xylose 15 (22): In a 25-mL modified Schlenk flask, azeotropically dried 2,3,4-tri-O-benzyl xylose (15)

(52 mg, 0.12 mmol, 1.7 equiv.),  $\text{Ph}_2\text{SO}$  (69 mg, 0.34 mmol, 4.9 equiv.), and TBP (85 mg, 0.34 mmol, 4.9 equiv.) are dissolved in DCM (2 mL), injected via glass syringe.

2. The solution is cooled to  $-78^\circ\text{C}$ ,  $\text{Tf}_2\text{O}$  (29  $\mu\text{L}$ , 0.17 mmol, 2.4 equiv.) is added via gas-tight syringe, and the reaction mixture is stirred for 2 h at  $-78^\circ\text{C}$ .

3. A precooled solution of protected rhamnose 16 (17 mg, 70  $\mu\text{mol}$ , 1.0 equiv.) in toluene (1 mL) is then cannula transferred from a flame dried, 10-mL modified Schlenk flask, then additional toluene (1 mL) is added to rinse the source flask and transferred to the reaction flask.

4. The reaction mixture is stirred at  $-60^\circ\text{C}$  for 12 h, at  $-42^\circ\text{C}$  for 30 min, and finally at  $0^\circ\text{C}$  for 2 min.

5. The reaction is quenched by addition of  $\text{Et}_3\text{N}$  (0.1 mL) at  $-42^\circ\text{C}$ , diluted with DCM (90 mL) and transferred to a separatory funnel. The organic layer is washed with saturated aqueous  $\text{NaHCO}_3$  solution (30 mL) and the aqueous layer is extracted with DCM (2  $\times$  80 mL). The organic phases are combined, dried over anhydrous  $\text{Na}_2\text{SO}_4$ , filtered, and concentrated to afford the crude product as a tan oil (160 mg).

6. Purification by silica gel chromatography (hexanes/EtOAc, 50:1 to 25:1) affords O-allyl [2,3,4-tri-O-benzyl- $\beta$ -D-xylopyranosyl-(1  $\rightarrow$  4)]-2,3-O-isopropylidene-L-rhamnopyranoside (22) as a clear oil (32.1 mg, 71 % yield).

7. Step B: Anomeric deallylation of protected xylose–rhamnose disaccharide (23): In a 5-mL pear-shaped Schlenk flask equipped with a triangular stir bar, PPh<sub>3</sub> (13 mg, 51  $\mu$ mol, 1.2 equiv.) and Pd(OAc)<sub>2</sub> (2.4 mg, 11  $\mu$ mol, 0.25 equiv.) are placed. A solution of DCM/MeOH (1:1) (0.2 mL) is added via syringe followed by Et<sub>2</sub>NH (62  $\mu$ L, 0.6 mmol, 14.0 equiv.), which results in a change from a clear yellow-orange to a bright yellow solution.

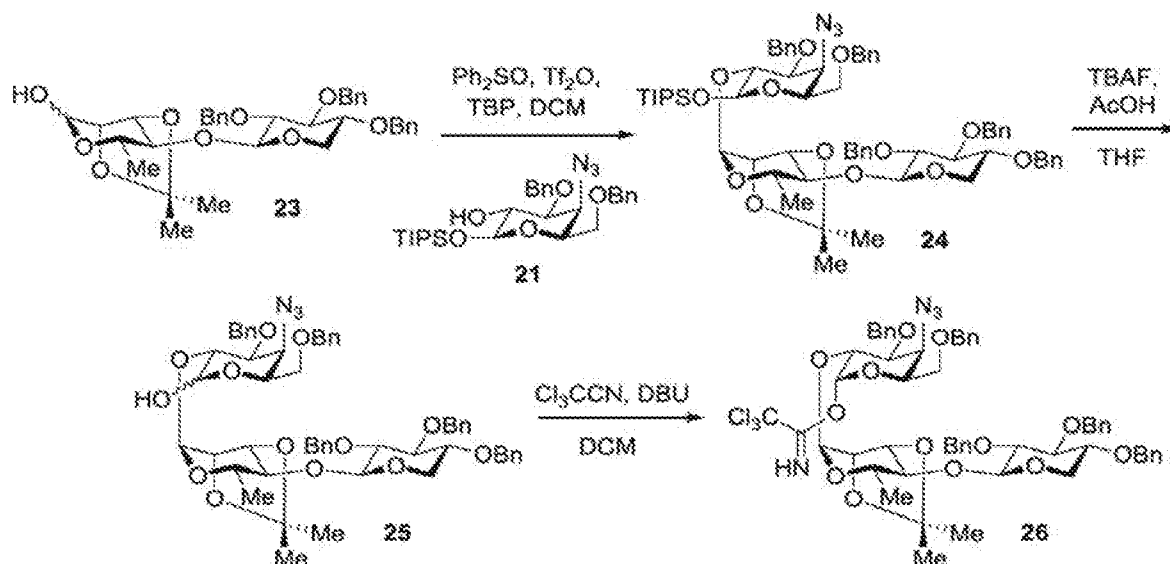
8. Allyl-protected disaccharide 22 (29 mg, 43  $\mu$ mol, 1.0 equiv.) dissolved in DCM (0.4 mL) is cannula transferred to the reaction Schlenk flask and the source flask is rinsed with additional DCM (0.2 mL) that is transferred to the reaction flask.

9. The solution is degassed by performing three freeze-thaw pump cycles (This degassing technique involves freezing the solvent under liquid nitrogen, evacuating the headspace for 4–5 min, and letting the solvent thaw under static vacuum, thereby allowing any gas bubbles trapped in the solvent to escape into the headspace of the flask. After the last cycle, the flask is refilled with Ar.) and then stirred at 30 °C for 18 h, at which point the turbid solution turns clear, dark yellow.

10. The reaction mixture is passed through a plug of silica gel eluted with hexanes/EtOAc (2:1, 50 mL) and the eluate is concentrated to afford the crude product as a bright yellow oil (29 mg).

11. Purification by silica gel chromatography (hexanes/EtOAc, 2:1) affords disaccharide hemiacetal (23) as an inseparable mixture of anomers ( $\alpha$ : $\beta$ , 9:1) as a clear oil (25.9 mg, >99 %).

*Step E: Synthesis of Protected Xylose–Rhamnose–Azidogalactose Trisaccharide Imidate 26 (O-Trichloroacetimidoyl {[2,3,4-tri-O-Benzyl- $\beta$ -D-xylopyranosyl-(1 $\rightarrow$ 4)]-2,3-Oisopropylidene-L-rhamnopyranosyl-(1 $\rightarrow$ 2)}-4-azido-4-deoxy-3,6-O-benzyl- $\beta$ -D-galactopyranoside)*



1. Step A: Synthesis of protected xylose-rhamnose-azidogalactose trisaccharide 24 by dehydrative glycosylation of protected 4-azido-4-deoxygalactose 21 with protected xylose-rhamnose disaccharide 23 ( 24): In a 25-mL modified Schlenk flask,  $\text{Ph}_2\text{SO}$  (171 mg, 0.85 mmol, 3.2 equiv.) is dissolved in DCM (3.2 mL). To this clear, colorless solution,  $\text{Tf}_2\text{O}$  (76  $\mu\text{L}$ , 0.45 mmol, 1.7 equiv.) is injected via gas-tight syringe at  $-78^\circ\text{C}$ . After 10 s, the solution turns pink, then purple, and quickly dissipates back to a clear, colorless solution.

2. A precooled solution of azeotropically dried disaccharide hemiacetal 23 (185 mg, 0.30 mmol, 1.1 equiv.) in DCM (1 mL) is added to the reaction mixture at  $-42^\circ\text{C}$  via cannula from a flame-dried, 5-mL pear-shaped Schlenk flask; then additional DCM (1 mL) is added to rinse the source flask and transferred to the reaction flask.

3. The reaction mixture is stirred at  $-42^\circ\text{C}$  for 15 min, then TBP (190 mg, 0.77 mmol, 3.0 equiv.) is added, and the mixture is further stirred at  $-42^\circ\text{C}$  for 1 h.

4. A precooled solution of protected 4-azido-4-deoxygalactose 21 (141 mg, 0.26 mmol, 1.0 equiv.) in DCM (1 mL) is added to the reaction mixture via cannula from a flame-dried, 5-mL pear-shaped Schlenk flask, at which point white fumes develop. Additional DCM (1 mL) is added to rinse the source flask and transferred to the reaction flask.

5. The reaction mixture is stirred at  $-42^\circ\text{C}$  for 16.5 h and at  $0^\circ\text{C}$  for 1 h, then concentrated.

6. Purification by silica gel chromatography (hexanes/EtOAc, 99:1 to 50:1 to 6:1) gives a mixture of monosaccharide starting material ( 21 ) and trisaccharide product ( 24 ) as a yellow oil (460 mg). Additional purification of this mixture by silica gel chromatography

(hexanes/EtOAc, 10:1 to 6:1) provides the protected trisaccharide 24 (231 mg, 79 %) as a clear oil.

7. Step B: Synthesis of trisaccharide hemiacetal 25 by anomeric desilylation of protected xylose–rhamnose–azidogalactose trisaccharide 24. In a 250-mL modified Schlenk flask, the protected trisaccharide 24 (575 mg, 0.51 mmol, 1.0 equiv.) is dissolved in THF (50 mL) and the solution is cooled to 0 °C.

8. A precooled (0 °C) solution of commercially available TBAF (1 M in THF) (0.76 mL, 0.76 mmol, 1.5 equiv.) and AcOH (35 µL, 0.61 mmol, 1.2 equiv.) in THF (50 mL) is added dropwise via cannula to the reaction flask over 50 min at 0 °C.

9. The reaction mixture is stirred for an additional 5 min at 0 °C, then quenched by addition of saturated aqueous NaHCO<sub>3</sub> solution (20 mL).

10. The contents are transferred to a separatory funnel, EtOAc (125 mL) and brine (50 mL) are added, and the organic phase is separated. The aqueous layer is extracted with EtOAc (2 x 200 mL) and the combined organic phases are dried over anhydrous magnesium sulfate, filtered, and concentrated.

11. The resulting oil is passed through a plug of silica gel eluted with EtOAc, and the eluate is concentrated to afford the trisaccharide hemiacetal 25 (402 mg, 82 %) as a white foam, which is taken directly to the next step without further purification.

12. Step C: Synthesis of protected xylose–rhamnose–azidogalactose trisaccharide trichloroacetimidate 26 by activation of protected xylose–rhamnose–azidogalactose trisaccharide 25. In a 100-mL round-bottomed flask, the hemiacetal 25 (200 mg, 0.21 mmol, 1.0 equiv.) is dissolved in DCM (32 mL) and the solution is cooled to 0 °C.

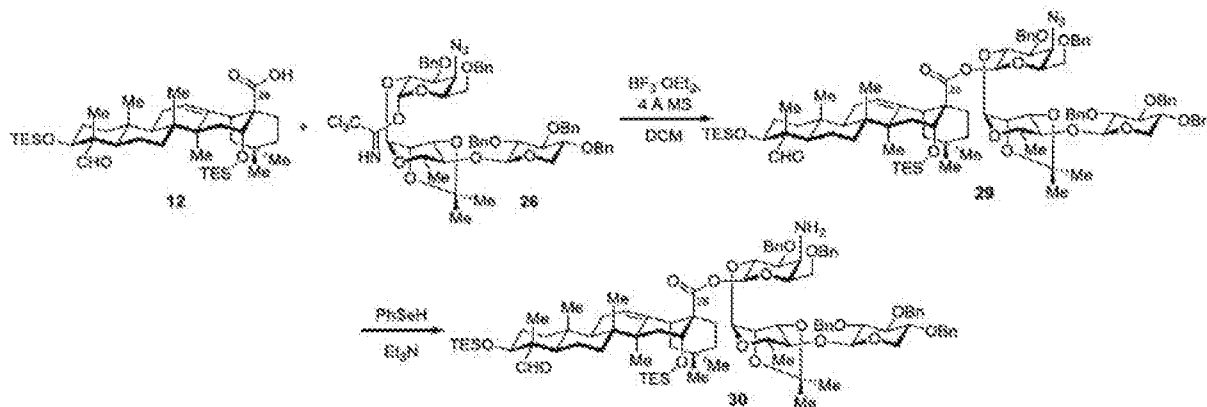
13. Cl<sub>3</sub>CCN (0.32 mL, 3.2 mmol, 1.6 equiv.) is added followed by DBU (0.1 mL, 0.67 mmol, 3.3 equiv.) and the reaction is allowed to warm to rt.

14. After stirring for 13.5 h, the mixture is concentrated to afford an oil.

15. Purification by silica gel chromatography (hexanes/EtOAc, 6:1 with 0.5 vol% Et<sub>3</sub>N) (In absence of Et<sub>3</sub>N, prolonged chromatography on silica gel when purifying glycosyl trichloroacetimidates leads to progressive hydrolysis of the product.) affords the linear trisaccharide imidate 26 (230 mg, >99 %) as a yellow foam.

### Example 3: Modular, Convergent Assembly of Saponin Domain Fragments

#### *Part A: Synthesis of Protected Aminogalactose Saponin*



1. Step A: Synthesis of protected azidogalactose saponin 29 by glycosylation of protected quillaic acid 12 with protected xylose–rhamnose– azidogalactose linear trisaccharide 26. In a 25-mL modified Schlenk flask, the selectively protected quillaic acid triterpene 12 (38 mg, 49  $\mu\text{mol}$ , 1.05 equiv.) and the trisaccharide imidate 26 (52 mg, 47  $\mu\text{mol}$ , 1.0 equiv.) are azeotroped from toluene (3 x 1 mL) under high vacuum, then dissolved in DCM (7 mL) and powdered 4 Å MS (80 mg) is added to the solution.

2. The mixture is stirred for 30 min at rt, then cooled to  $-42^\circ\text{C}$ . Freshly distilled  $\text{BF}_3 \cdot \text{OEt}_2$  (1.2  $\mu\text{L}$ , 9.0  $\mu\text{mol}$ , 0.2 equiv.) is injected via gas-tight syringe and the reaction mixture is stirred for another 30 min at  $-42^\circ\text{C}$ .

3. The reaction is quenched by addition of  $\text{Et}_3\text{N}$  (0.2 mL) and the mixture is concentrated by rotary evaporation.

4. Purification by silica gel chromatography (benzene with 0.5 vol%  $\text{Et}_3\text{N}$  to benzene/ $\text{EtOAc}$ , 97:3) affords the triterpene–linear trisaccharide conjugate 29 (56 mg, 72 %) as a white solid.

5. Step B: Synthesis of protected aminogalactose saponin 30 by reduction of protected azidogalactose saponin 29. In a 50-mL modified Schlenk flask,  $\text{PhSeSePh}$  (187 mg, 0.6 mmol, 1.0 equiv.) is dissolved in THF (6 mL) and  $\text{H}_3\text{PO}_2$  (50 % in water) (0.72 mL, 6.6 mmol, 11 equiv.) is added via syringe.

6. The yellow solution is heated at  $40^\circ\text{C}$  for 1 h until it turns colorless.

7. The reaction mixture is removed from the heat, diluted with benzene (6 mL) and distilled water (6 mL), and stirred vigorously for 5 min under Ar. The lower aqueous phase of the resulting biphasic suspension is removed by glass pipette and the remaining organic layer is dried over anhydrous sodium sulfate while stirring.

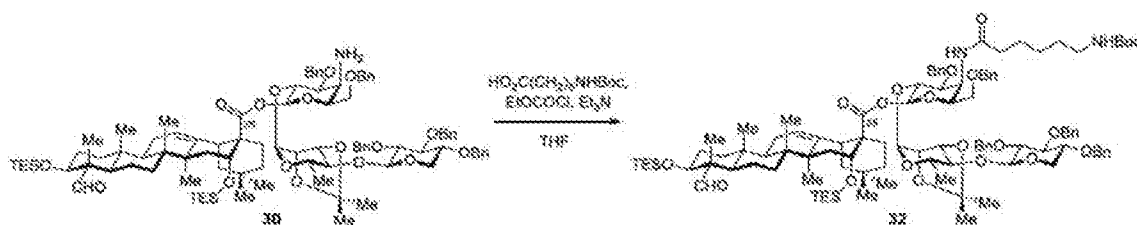
8. This freshly prepared solution of  $\text{PhSeH}$  (~1.1 mmol, 30 equiv.) is then cannula transferred under Ar to a 100-mL reaction Schlenk flask containing a solution of the

azeotropically dried saponin azide 29 (62 mg, 37  $\mu$ mol, 1.0 equiv.) in Et<sub>3</sub>N (28 mL). Upon addition, a white precipitate is formed and the solution becomes bright yellow.

9. The reaction mixture is stirred for 8 h at 38 °C, then concentrated to afford a yellow-white solid.

10. Purification by silica gel chromatography (benzene/EtOAc, 90:10 to 85:15) affords the truncated saponin amine 30 (49 mg, 80 %) as a glassy solid.

#### Part B: Synthesis of Protected Aminoacyl Saponin 32



1. In a 10-mL pear-shaped Schlenk flask, 6-(Boc-amino) hexanoic acid (45.0 mg, 0.20 mmol, 11.5 equiv.) is dissolved in THF (2.5 mL), then Et<sub>3</sub>N (213  $\mu$ L, 1.53 mmol, 90 equiv.) is added. To this clear, colorless solution at 0 °C, EtOCCl (16  $\mu$ L, 0.17 mmol, 10 equiv.) is injected via gas-tight syringe.

2. The resulting turbid white mixture is stirred for 2.5 h at 0 °C, and then cannula transferred at 0 °C into a 10-mL, Schlenk flask containing a neat film of azeotropically dried (3  $\times$  1 mL toluene) saponin amine 30 (28 mg, 17.0  $\mu$ mol, 1.0 equiv.).

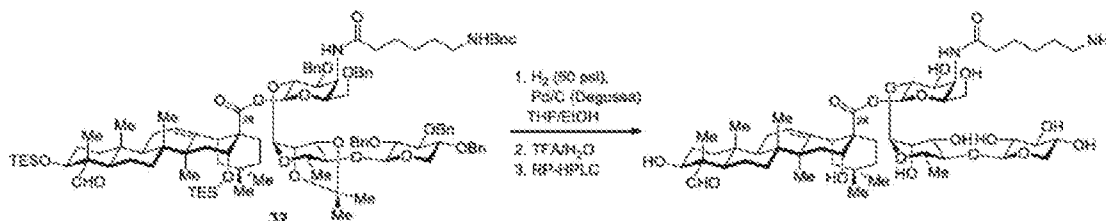
3. The turbid white reaction mixture is stirred for 1.5 h at 0 °C, then quenched with water (0.2 mL) to give a clear, colorless solution.

4. The mixture is diluted with saturated aqueous NaHCO<sub>3</sub> solution (30 mL) and the aqueous phase is extracted with DCM (3  $\times$  25 mL). The combined organic layers are dried over anhydrous sodium sulfate, filtered, and concentrated (After quenching the reaction with water, the mixture can also be directly concentrated by rotary evaporation without the need for performing the described aqueous work-up).

5. Purification by silica gel chromatography (hexanes/EtOAc, 2:1 with 0.5 vol% Et<sub>3</sub>N) (Elution with 9:1 to 5:1 benzene/EtOAc (0.5 vol% Et<sub>3</sub>N) can also be used for the silica gel chromatography purification) affords the truncated, fully protected aminoacyl saponin 32 (28 mg, 88 %) as a white glassy solid.

#### Example 4: Global Deprotection of Protected Aminoacylated Saponins

*Part A: Synthesis of Aminoacyl Saponin 34 (Compound I-6) by Hydrogenolysis and Acid Hydrolysis of Protected Aminoacyl Saponin 32*



5

1. In a 50-mL round-bottomed flask, the fully protected truncated saponin 32 (68 mg, 36.6  $\mu$ mol, 1.0 equiv.) is dissolved in THF/EtOH (1:1) (20 mL), then 10 % (dry basis) Pd/C, wet Degussa type E101 NE/W (390 mg, 0.18 mmol, 5.0 equiv.) is added.

10 2. The reaction mixture is stirred under an atmosphere of H<sub>2</sub> (50 psi) for 24 h at rt using a high-pressure bomb reactor (In similar saponin triterpene variants lacking the branched trisaccharide domain, hydrogenolysis under hydrogen atmosphere at balloon pressure for 12 h is sufficient to provide the corresponding debenzylated products).

15 3. The suspension is filtered through a 0.45  $\mu$ m nylon syringe filter, washed with MeOH (3  $\times$  30 mL) and concentrated. Successful debenzylation is assessed by the disappearance of aromatic resonances by <sup>1</sup>HNMR in methanol-*d*<sub>4</sub>.

4. In a 25-mL round-bottomed flask, the resulting crude mixture is dissolved in a precooled (0 °C) solution of TFA/water (3:1) (8 mL).

20 5. The reaction mixture is stirred for 2 h at 0 °C and then concentrated under high vacuum at 0 °C to give a white solid residue.

6. This crude product is dissolved in water/MeCN (4:1) (20 mL) and purified by RP-HPLC using a linear gradient of 30  $\rightarrow$  70 % MeCN in water (0.05 vol% TFA) over 15 min. The fully deprotected, truncated saponin 34 elutes as a main, single peak and is obtained as a fluffy white solid (28 mg, 74 %) after lyophilization.

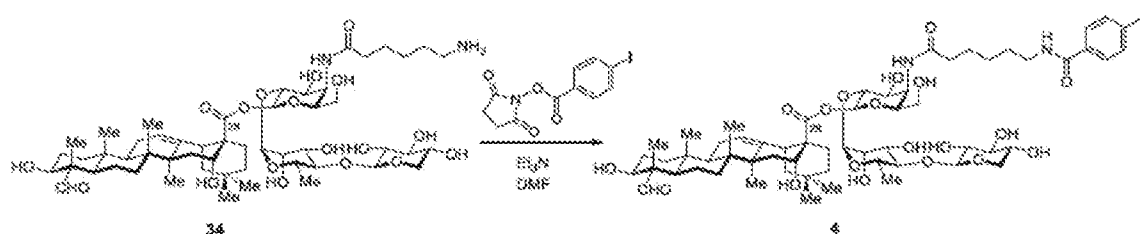
25

Example 5: Late Stage Acylation of Acyl Chain Domain Amine to Form Fully Elaborated Saponin 4 (Compound I-8)

*Step A: Synthesis of Fully Elaborated Saponin 4, (Compound I-8), Lacking the Branched Trisaccharide Domain, by Selective 4-Iodobenzoylation of Free Amine in Aminoacyl Saponin 34*

30



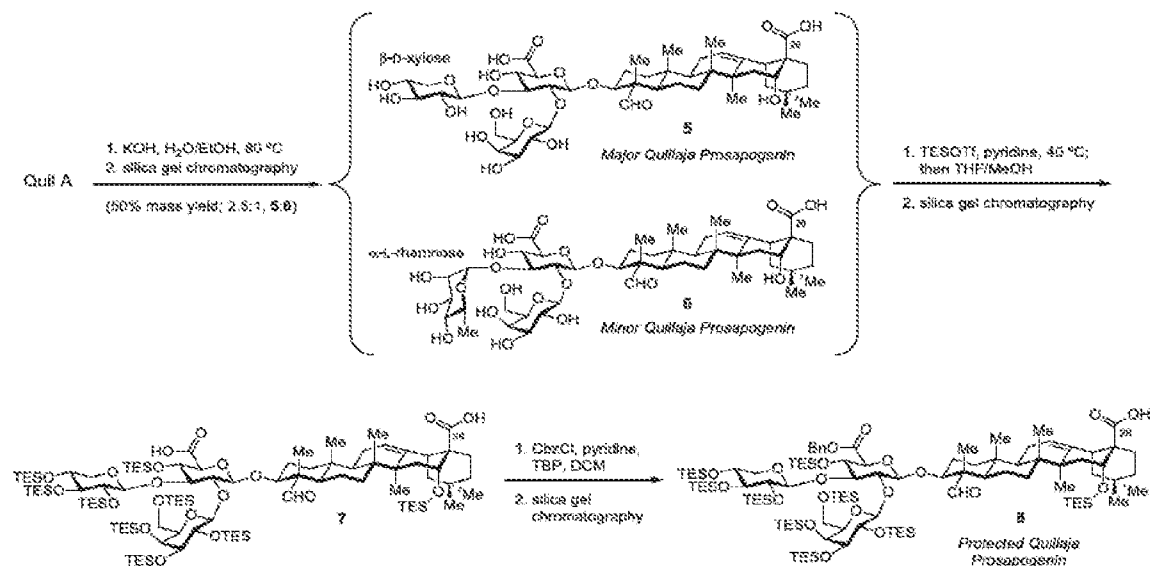


1. In a 5-mL pear-shaped flask equipped with a rubber septum fitted with an Ar inlet needle, amine-terminating truncated saponin 34 (2.1 mg, 2.0  $\mu$ mol, 1.0 equiv.) is dissolved in DMF (0.4 mL). Et<sub>3</sub>N (11  $\mu$ L, 0.08 mmol, 40 equiv.) is injected followed by dropwise addition of a solution of N-succinimidyl 4-iodobenzoate (4.0 mg, 10  $\mu$ mol, 5.8 equiv.) in DMF (0.2 mL) under Ar via gas-tight syringe.

2. The reaction mixture is stirred for 2 h at rt, then diluted with 30 % MeCN/water (2.3 mL), and directly purified by RPHPLC using a linear gradient of 30  $\rightarrow$  70 % MeCN in water (0.05 vol% TFA) over 15 min.

3. The fully elaborated, truncated saponin 4 (Compound I-8) (1.7 mg, 67 %) is obtained as a white powder after lyophilization.

#### Example 6: Isolation and selective protection of branched trisaccharide-triterpene prosapogenin



Part A: Isolation of branched trisaccharide-triterpene prosapogenins from Quil A.

1. In a 250-mL round-bottomed flask equipped with a reflux condenser, Quil A (1.15 g) and potassium hydroxide (0.97 g, 17 mmol) are suspended in EtOH/water (1:1) (50 mL), then the mixture is heated to 80 °C for 7 h.

2. The reaction is cooled to 0 °C, neutralized with 1.0 N HCl, and concentrated to approximately one-half volume (care must be taken to avoid excessive foaming and bumping; water bath should be kept at 35 °C and pressure decreased slowly).

3. The mixture is frozen and lyophilized, and the resulting dry solid is purified by silica gel chromatography (CHCl<sub>3</sub>/MeOH/water/AcOH, 15:9:2:1). The major product corresponding to the main spot observed by TLC is isolated by concentrating the desired fractions.

4. The resulting solid is dried by azeotropic removal of solvents with toluene (2×20 mL) and lyophilized in MeCN/water (1:1) (3×15 mL) to provide a mixture of prosapogenins (5:6, 2.5:1) as a light tan foam (~0.55 g, 50% mass yield). These xylose- and rhamnose-containing prosapogenins 5 and 6, respectively, correspond to the two most abundant trisaccharide-triterpene fragments found in QS saponins, and are advanced to the next protection step without further purification.

*Part B: Synthesis of triethylsilyl (TES)-protected prosapogenin by selective protection of prosapogenin hydroxyl groups*

1. In a 25-mL modified Schlenk flask, the solid mixture of prosapogenins 5 and 6 (~0.55 g) is azeotroped from pyridine (5 mL), then additional pyridine (8 mL) is added, followed by TESOTf (2.0 mL, 8.8 mmol).

2. The reaction mixture is stirred for 2.75 days, then TESOTf (0.3 mL, 1.3 mmol) is added, followed by two further additions (0.1 mL each, 0.44 mmol each) 24 h and 48 h later, respectively (the last extra addition of TESOTf is situation-dependent and only required if the reaction is still incomplete after the first 4 days).

3. After a total of 5 days, the mixture is concentrated and passed through a short plug of silica gel eluted with hexanes/EtOAc (4:1 to 2:1). The eluate is concentrated, the resulting yellow oil is dissolved in MeOH/THF (1:1) (20 mL), and the solution is stirred for 3.5 days to remove the silyl esters by solvolysis.

4. The reaction mixture is concentrated and the resulting mixture of xylose- and rhamnose-containing (TES)<sub>9</sub>-protected prosapogenin diacids is separated by silica gel chromatography (hexanes/EtOAc, 4:1 to 2:1) to afford purified xylose-containing protected prosapogenin 7 (~0.25 g, ~22% yield) as a white solid.

*Part C: Synthesis of protected Quillaja prosapogenin 8 by selective esterification of glucuronic acid carboxylic acid in protected prosapogenin 7*

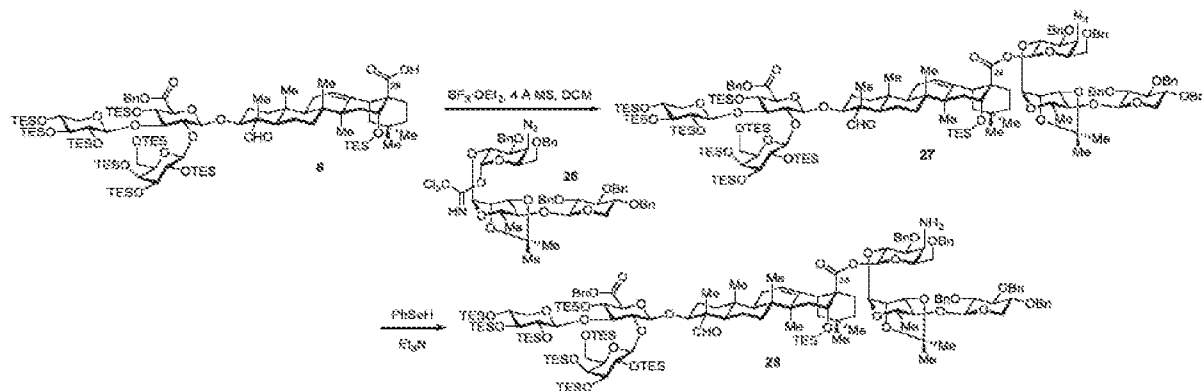
1. In a 10-mL modified Schlenk flask, the prosapogenin diacid **7** (81 mg, 41  $\mu$ mol, 1.0 equiv.) is dissolved in DCM (0.7 mL) and pyridine (30  $\mu$ L, 0.37 mmol, 9.0 equiv.) and TBP (102 mg, 0.41 mmol, 10 equiv.) are added, followed by benzyl chloroformate (15  $\mu$ L, 0.11 mmol, 2.6 equiv.).

2. The reaction is stirred for 6 h, additional benzyl chloroformate (3.0  $\mu$ L, 21  $\mu$ mol, 0.51 equiv.) is added (the extra addition of CbzCl after the first 6 h depends on the progress of the reaction in each particular case; when purifying by silica gel chromatography, elution with benzene/EtOAc (100:0 to 24:1) can also be considered) and the reaction is stirred for another 20 h.

3. The mixture is concentrated and purified by silica gel chromatography (hexanes/EtOAc, 20:1 to 7:1) to afford selectively glucuronate-protected prosapogenin **8** (58 mg, 68 %) as a white solid.

Example 7: Modular, Convergent Assembly of Saponin Domain Fragments

*Part A: Synthesis of Protected Aminogalactose Saponin 28*



1. Step A: Synthesis of protected azidogalactose saponin **27** by glycosylation of branched trisaccharide-triterpene prosapogenin **8** with protected xylose-rhamnose-azidogalactose linear trisaccharide **26**. In a 50-mL modified Schlenk flask, the selectively protected prosapogenin **8** (653 mg, 0.32 mmol, 1.5 equiv.) and the trisaccharide imidate **26** (230 mg, 0.21 mmol, 1.0 equiv.) are azeotropically dried from toluene (3 $\times$ 3 mL) under high vacuum, then dissolved in DCM (10 mL).

2. Powdered 4 Å MS (1 g) is added and the suspension is stirred for 2 h at rt. The opaque, white mixture is then cooled to  $-78^{\circ}\text{C}$  and freshly distilled  $\text{BF}_3\cdot\text{OEt}_2$  (15  $\mu\text{L}$ , 0.23 mmol, 1.1 equiv.) is injected via gas-tight syringe.

3. The reaction mixture is stirred at  $-78^{\circ}\text{C}$  for 6 h, passed through a plug of silica gel, and the filtrate is concentrated.

4. Purification by silica gel chromatography (hexanes/EtOAc, 9:1 to 4:1) affords the prosapogenin-linear trisaccharide conjugate 27 (322 mg, 73%) as a glassy solid.

5. Step B: Synthesis of protected aminogalactose saponin 28 by reduction of protected azidogalactose saponin 27. In a 50-mL modified Schlenk flask,  $\text{PhSeSePh}$  (313 mg, 1.0 mmol, 1.0 equiv.) (Caution: selenium compounds are highly toxic and have an unpleasant odor. Phenylselenol itself is extremely noxious. The in-situ preparation of phenylselenol solution by reduction of diphenyldiselenide circumvents the need to handle phenylselenol directly, but manipulation of the selenide-containing solution that will be added to the reaction flask is necessary. Care should be taken when handling selenium reagents and all manipulations should be performed in a fumehood wearing protective gloves and safety glasses, including weighing of the diphenyldiselenide starting material. A bleach solution should be prepared in advance to treat all used glassware and possibly early column fractions as well, to oxidize any remaining trace selenides. Bleach solution should also be placed in the solvent trap of the rotary evaporator, which should be thoroughly cleaned after use and ideally contained within the fumehood.) is dissolved in THF (8 mL) and  $\text{H}_3\text{PO}_2$  (50% in water) (1.2 mL, 11.0 mmol, 11 equiv.) is then added via syringe.

6. The yellow solution is heated at  $40^{\circ}\text{C}$  for 1 h until it turns colorless.

7. The reaction mixture is removed from the heat, diluted with benzene (8 mL) and distilled water (8 mL), and stirred vigorously for 5 min under Ar. The lower aqueous phase of the resulting biphasic suspension is removed by syringe (or glass pipette) under positive pressure of Ar, and anhydrous sodium sulfate is added to the Schlenk flask to dry the remaining organic layer while stirring.

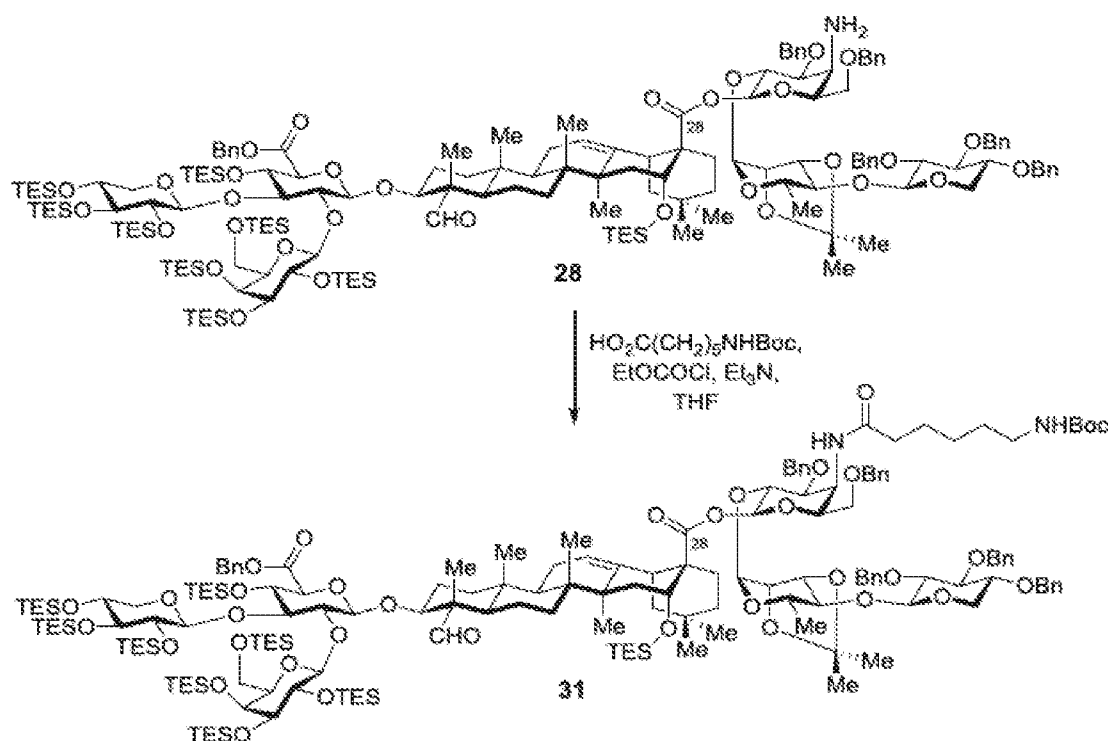
8. This freshly prepared solution of  $\text{PhSeH}$  ( $\sim 1.9$  mmol) is then added under Ar via cannula transfer to a 250-mL reaction Schlenk flask containing a solution of the azeotropically dried saponin azide 27 (322 mg, 0.11 mmol, 1.0 equiv.) in  $\text{Et}_3\text{N}$  (50 mL). Upon addition, a white precipitate is formed and the solution turns bright yellow.

9. The reaction mixture is stirred for 3 h at  $40^{\circ}\text{C}$ , then concentrated to give a yellow-white solid.

10. Purification by silica gel chromatography (hexanes/EtOAc, 4:1 to EtOAc with 0.5 vol%  $\text{Et}_3\text{N}$ ) affords the saponin amine 28 (256 mg, 87%) as a glassy solid (another

alternative experimental procedure to perform this azide reduction step to give the corresponding saponin amine is the treatment of the starting material in Et<sub>3</sub>N with hydrogen sulfide (gas) as follows: An excess of hydrogen sulfide from a steel cylinder is bubbled via cannula (long steel needle) through an ice-cooled solution of the saponin azide (~45 mg, ~0.015 mmol, 1.0 equiv.) in pyridine/Et<sub>3</sub>N (3.5:1) (4.5 mL) for 2 min. Vent needle and cannula are removed from septum, which is sealed with Teflon tape and parafilm, and the reaction mixture is stirred overnight at rt. The dark green solution is then purged of excess hydrogen sulfide with a stream of nitrogen, and the resulting light-orange solution is concentrated by rotary evaporation. Purification of the residue by silica gel chromatography (hexanes/EtOAc, 1.0 vol% Et<sub>3</sub>N) yields the desired saponin amine product (~40 mg, 80–90 % yield)).

*Part B: Synthesis of Protect Aminoacyl Saponin 31*



1. In a 5-mL pear-shaped Schlenk flask, commercially available 6-(Boc-amino)hexanoic acid ( $\text{HO}_2\text{C}(\text{CH}_2)_5\text{NHBoc}$ ) (19.9 mg, 86  $\mu\text{mol}$ , 10 equiv.) is dissolved in THF (0.9 mL), then Et<sub>3</sub>N (0.11 mL, 0.77 mmol, 90 equiv.) is added. To this clear, colorless solution at 0 °C, EtOCOCI (7.3  $\mu\text{L}$ , 77  $\mu\text{mol}$ , 9.0 equiv.) is injected via gas-tight syringe.

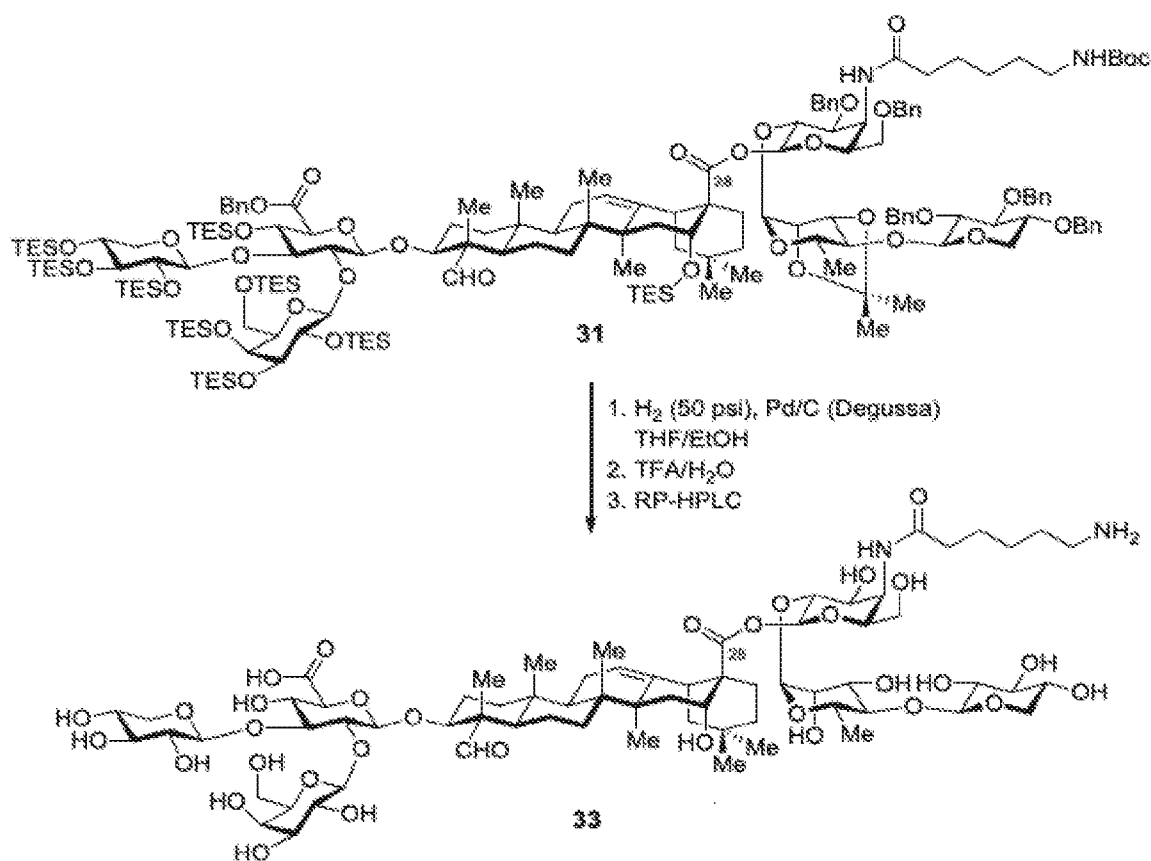
2. The turbid white mixture is stirred for 3 h at 0 °C. The prosapogenin-linear trisaccharide saponin amine 28 (26 mg, 8.6  $\mu$ mol, 1.0 equiv.) is then added, and the reaction is stirred for 1.5 h at rt.

3. Water (0.1 mL) is added to quench the reaction, at which point the solution turns from turbid white to clear yellow. After addition of more water (0.1 mL), the resulting immiscible mixture is concentrated.

4. Purification by silica gel chromatography (toluene/EtOAc, 20:1 to 11:1) affords the aminoacyl, branched trisaccharide-containing saponin **31** (22 mg, 81%) as a white glassy solid.

#### Example 8: Global Deprotection of Protected Aminoacylated Saponins

##### Part A: Synthesis of Aminoacyl Saponin 33 by Hydrogenolysis and Acid Hydrolysis of Protected Aminoacyl Saponin 31



1. In a 100-mL round-bottomed flask, fully protected, branched trisaccharide-containing saponin **31** (240 mg, 75  $\mu$ mol, 1.0 equiv.) is dissolved in THF/EtOH (1:1) (20 mL),

then 10% (dry basis) Pd/C, wet, Degussa type E101 NE/W (140 mg, 66  $\mu$ mol, 0.9 equiv.) is added (Caution: hydrogenolysis reactions pose a significant fire hazard. Caution should be taken when handling flammable palladium on carbon as well as hydrogen gas, which increases the risk of explosion.).

2. The reaction mixture is stirred under H<sub>2</sub> atmosphere (50 psi) for 24 h at rt using a high-pressure bomb reactor, and the suspension is filtered through a 0.45  $\mu$ m nylon syringe filter.

3. The palladium is washed thoroughly with MeOH (3 $\times$ 100 mL) and the clear filtrate is concentrated. Successful debenzoylation is assessed by disappearance of aromatic resonances by <sup>1</sup>HNMR in methanol-*d*<sub>4</sub>.

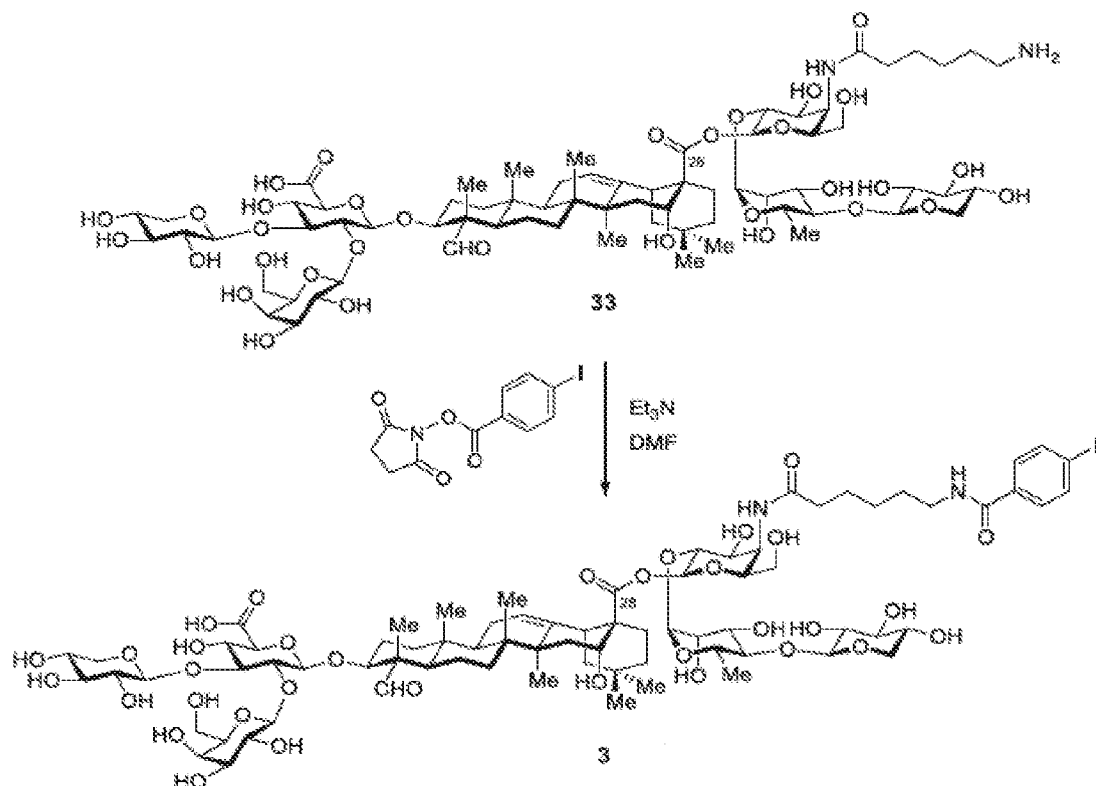
4. In a 50-mL round-bottomed flask, the resulting crude mixture of partially desilylated products is dissolved in a precooled (0 °C) solution of TFA/water (4:1) (10 mL).

5. The reaction mixture is stirred for 3 h at 0 °C and then concentrated under high vacuum at 0 °C to give a white solid residue (140 mg).

6. This crude product is dissolved in a solution of water/MeCN (4:1) and purified by RP-HPLC using a linear gradient of 20 $\rightarrow$ 35% MeCN in water (0.05 vol% TFA) over 10 min. The fraction containing the major, single peak is collected and lyophilized to dryness to afford the fully deprotected, free amine-containing saponin 33 (88 mg, 78%) as a fluffy white solid.

#### Example 9: Late-Stage Acylation of Acyl Chain Domain Amine to form Fully Elaborated Saponin 3

##### *Part A: Synthesis of Fully Elaborated Saponin 3 by Selective 4-Iodobenzoylation of Free Amine in Aminoacyl Saponin 33*



1. In a 10-mL round-bottomed flask equipped with a rubber septum fitted with an Ar inlet needle, amine-terminating saponin 33 (9.0 mg, 6.0  $\mu\text{mol}$ , 1.0 equiv.) is dissolved in DMF (2.0 mL) and  $\text{Et}_3\text{N}$  (50  $\mu\text{L}$ , 0.36 mmol, 60 equiv.) is injected via gastight syringe.

2. The mixture is stirred for 50 min at rt and commercially available *N*-succinimidyl 4-iodobenzoate (20 mg, 60  $\mu\text{mol}$ , 10 equiv.), dissolved in DMF (0.6 mL) under Ar, is then added dropwise via syringe from a 5-mL pear-shaped flask equipped with a rubber septum.

3. The reaction mixture is stirred for 1 h at rt, diluted with water/MeCN (4:1) (10 mL), and directly purified by RP-HPLC using a linear gradient of 20 $\rightarrow$ 70% MeCN in water over 30 min.

4. The fraction corresponding to the peak containing the desired product, as assessed by mass spectrometry, is collected and lyophilized to dryness to afford the fully elaborated saponin 3 (5.4 mg, 52%) as a white powder.

#### Example 10: Total Synthesis of Compound I-4 (TQL-1055)

The total synthesis of Compound I-4 (TiterQuil-1-0-5-5 / TQL-1055) is depicted in FIG. 6-8 of the present application. The numbering associated with the compounds in this example is not meant to correspond with other formula or compound numbering appearing



throughout the remainder of the application, including other Figures, the claims, or Examples 1-9.

Example 11: Prevnar-13-CRM197 Conjugate Vaccine Adjuvanted With Synthetic Saponins

5       The impact of synthetic QS-21 and TQL-1055 (Compound I-4) on antibody titers induced by the FDA approved human pneumococcal-CRM197 conjugate vaccine, Prevnar-13, was tested. Mice were immunized with Prevnar-13 in the presence or absence of synthetic saponin adjuvants at two different Prevnar dose levels (0.04 mcg and 0.2 mcg). Mice were immunized once at Day 0 and bled on Day 21 for serum analysis. FIG. 2 of the  
10       present application reports data obtained in this study, showing the immunogenicity of high or low dose Prevnar-13 or of Lym2-CRM197 conjugate in combination with synthetic QS-21 (SQS-21) or TQL-1055 (Compound I-4).

Example 12: Impact of TQL-1055 (Compound I-4) and QS-21 on Tdap vaccine Adacel  
15       Immunogenicity

Adacel doses containing 1, 0.3, and 0.1 mcg of pertussis toxin per mouse were administered subcutaneously (SC, with no immunological adjuvant), using 2 vaccinations 4 weeks apart, resulting in a mean of 1,618 mcg, 898 mcg, and 107 mcg respectively of anti-PT antibody per ml of serum drawn 2 weeks after the second vaccination. The 0.1 mcg dose  
20       was indistinguishable from unvaccinated controls (96 mcg/ml). A 0.5 mcg dose of Adacel was selected for a pharmacology/toxicology (pharm/tox) study. The serological results for this study are summarized in Figure 3 of the present application. Antibody levels in the groups of 5 mice 2 weeks after the second SC immunization were augmented by 70 fold (726 to 52,344) with TiterQuil-1055 (TQL-1055 / Compound I-4) (and further increased 2  
25       weeks later) and 10 fold with QS-21 compared to immunization with Adacel alone. No weight loss was detected in the mice receiving 50 mcg of TiterQuil-1055 while the 20 mcg QS-21 injected mice lost 8-9% of their body weight.

Example 13: Impact of TiterQuil-1-0-5-5 and QS-21 on Hepatitis B Vaccine Engerix-B  
30       Immunogenicity

Experiments were conducted with Engerix-B (HBV adult vaccine) in groups of 10 mice. Initially 3 mcg, 1 mcg, 0.3 mcg, 0.1 mcg, and 0.03 mcg Engerix-B doses per mouse were tested. Mean resulting anti-HBsAg antibody levels were 92,512 mcg/ml, 64,255 mcg/ml, 24,847 mcg/ml, 3,682 mcg/ml, and 910 mcg/ml respectively, with the 0.03 dose  
35       being indistinguishable from controls (821 mcg/ml). The 0.3 mcg dose of Engerix-B was

selected for further studies and this dose was used mixed with various doses of TiterQuil-1055 (TQL-1055 / Compound I-4). The resulting geometric mean antibody concentrations are summarized in Figure 4 of the present application. While 10 mcg of TiterQuil-1055 appeared to have no serologic effect, mixture of 30 and 100 mcg TiterQuil-1055 with Engerix-B resulted in a >6 and 5-fold increase (respectively) in antibody levels compared to Engerix-B alone. Lack of antibody increase or decreasing responses at TiterQuil-1055 doses above 50 mcg per mouse has been a consistent finding. No weight loss was seen at the 30 mcg TiterQuil-1055 dose and only 4% and 5% at the 100 and 300 mcg doses.

10 Example 14: Results of a pilot pharmacology/toxicology with Adacel QS-21 and TiterQuil-1055

A pharm/tox study was conducted in 7 groups of 5 mice: 1) PBS alone, 2) 50 mcg TiterQuil-1055, 3) 20 mcg QS-21, 4) Adacel 2.5 mcg pertussis toxin (1/5 the human dose), 5) Adacel + QS-21 (20 mcg QS-21), 6) Adacel + TiterQuil-1055 (50 mcg), 7) Adacel + TiterQuil-1055 (50 mcg). Mice were vaccinated SC on days 1 and 15, weighed daily, and bled and sacrificed on day 22, except for group 7 which was sacrificed on day 29. No changes in blood chemistry or hematology results were seen in any group. 7-9% weight loss was seen in all mice in groups 3 and 5 (in agreement with prior results of QS-21) and in no other mice. Histopathology of 33 different tissues was performed on all mice. Detected abnormalities were restricted to the liver. Moderate to severe hepatocellular cytoplasmic vacuolization was seen in all mice in groups 4-6 (completely attributable to the pertussis vaccine at this dose, groups 5 and 6 were no more severe than group 4) but no mice in groups 1 or 2. This abnormality was short lived and was not detected in group 7, which was sacrificed one week after groups 1-6. Mild vacuolar changes were seen in all mice in group 3 (QS-21 alone). No changes at all were seen in groups 1 and 2 (PBS and TiterQuil-1055).

Example 15: Stability and Hemolytic Activity of Compound I-4 (TQL-1055 / TiterQuil-1-0-5-5)

Natural and synthetic QS-21 (SQS-21 or SAPONEX®) and a variety of analogs were tested for hemolytic activity. This data clearly demonstrates that QS-21 is highly hemolytically active whereas several of the structural analogs, particularly Compound I-4 (TiterQuil-1-0-5-5 / TQL-1055), demonstrated much lower or undetectable hemolytic activity in addition to increased stability. Figure 5 depicts results a hemolytic assay performed with TiterQuil-1055. In a companion toxicity study three days after immunization, animals that received 20 mcg of QS-21 have lost 8-10% of their body mass on average, whereas PBS, TiterQuil-101 and TiterQuil-1055 recipients have gained 5% on average (normal weight gain

in young mice). Without being bound by theory, hemolytic activity may be a direct result of degradation of QS-21 under physiologic conditions and TiterQuil-1055's lack of hemolytic activity may result from improved stability. After two weeks at 37°C, 20% of QS-21 degraded, whereas TiterQuil-1055 was still intact without detectable degradation.

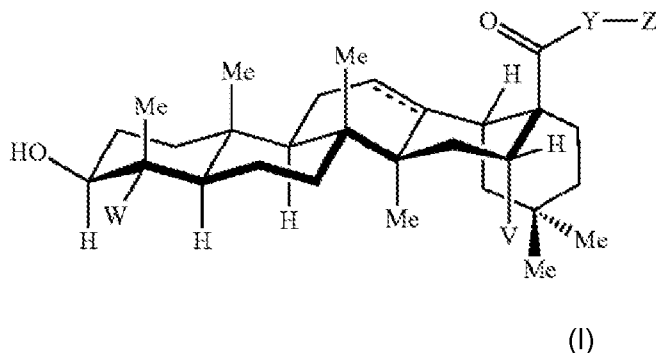
5

Example 16: Compound I-4 (TQL-1055 / TiterQuil-1-0-5-5) Enhances Anti-HA Total IgG And Provides A Dose Sparing Effect On HA Concentration

Compound I-4 (TQL-1055 / TiterQuil-1-0-5-5) was tested with HA protein in groups of 10 female BL/6 mice. Influenza hemagglutinin (HA) is a glycoprotein found on the surface of influenza viruses. Without being bound by theory, HA is thought to be responsible for binding the influenza virus to cells with sialic acid on their membranes, such as cells in the upper respiratory tract or erythrocytes. To examine the immunogenicity of Compound I-4 with flu vaccine, experimental groups were given either (1) 9 µg/ml HA protein, (2) 9 µg/ml HA protein and 50 µg Compound I-4, or (3) 3 µg/ml HA protein and 50 µg Compound I-4. Groups were bled at 0, 14, and 21 days post immunization. Enzyme-linked immunosorbent assay (ELISA) analysis was performed on 21-day serum using HA from H3N2 virus as coating antigen. The resulting endpoint titers of total IgG at day 21 post immunization are summarized in Figure 9 of the present application. Dilution curves were prepared using various dilutions of serum samples from each group. The dilution curves showing optical density at 405 nm vs. dilution for individual mice in each experimental group in the same experiment is shown in Figure 10. The dilution curves showing statistical results for optical density at 405 nm vs. dilution overall for each group with error bars is shown in Figure 11. For avoidance of doubt, the Y-Axis in Figure 11 shows optical density at 405 nm. The results of this experiment demonstrate that Compound I-4 (TQL-1055 / TiterQuil-1-0-5-5) enhances anti-HA total IgG and provides a dose sparing effect on HA concentration in mice. One of ordinary skill in the art would expect the same effect to be demonstrated in other mammals, including human. As a result, Compound I-4 is expected to provide an adjuvant effect when administered in combination with flu vaccine.

CLAIMS

1. A pharmaceutical composition, comprising:  
A compound of Formula I:



or a pharmaceutically acceptable salt thereof, wherein

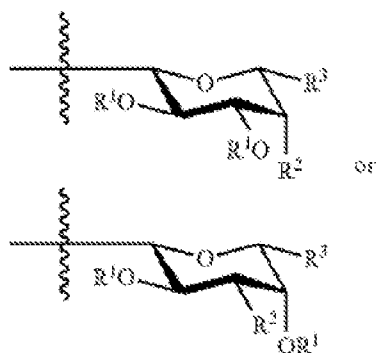
== is a single or double bond;

W is —CHO;

V is hydrogen or OR<sup>x</sup>;

10 Y is CH<sub>2</sub>, —O—, —NR—, or —NH—;

Z is hydrogen; a cyclic or acyclic, optionally substituted moiety selected from the group consisting of acyl, aliphatic, heteroaliphatic, aryl, arylalkyl, heteroacyl, and heteroaryl; or a carbohydrate domain having the structure:



15 wherein each occurrence of R<sup>1</sup> is R<sup>x</sup> or a carbohydrate domain having the structure:



wherein:

each occurrence of a, b, and c is independently 0, 1, or 2;

d is an integer from 1-5, wherein each d bracketed structure may be the same or different; with the proviso that the d bracketed structure represents a furanose or a pyranose moiety, and the sum of b and c is 1 or 2;

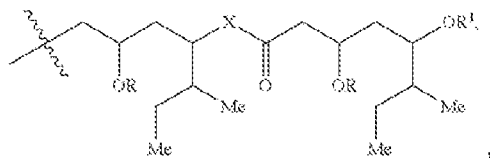
$R^0$  is hydrogen; an oxygen protecting group selected from the group consisting of alkyl ethers, benzyl ethers, silyl ethers, acetals, ketals, esters, carbamates, and carbonates; or an optionally substituted moiety selected from the group consisting of acyl,  $C_{1-10}$  aliphatic,  $C_{1-6}$  heteroaliphatic, 6-10-membered aryl, arylalkyl, 5-10 membered heteroaryl having 1-4 heteroatoms independently selected from nitrogen, oxygen, or sulfur, 4-7 membered heterocyclyl having 1-2 heteroatoms independently selected from the group consisting of nitrogen, oxygen, and sulfur;

each occurrence of  $R^a$ ,  $R^b$ ,  $R^c$ , and  $R^d$  is independently hydrogen, halogen, OH, OR,  $OR^x$ ,  $NR_2$ ,  $NHCOR$ , or an optionally substituted group selected from acyl,  $C_{1-10}$  aliphatic,  $C_{1-6}$  heteroaliphatic, 6-10-membered aryl, arylalkyl, 5-10-membered heteroaryl having 1-4 heteroatoms independently selected from nitrogen, oxygen, sulfur; 4-7-membered heterocyclyl having 1-2 heteroatoms independently selected from the group consisting of nitrogen, oxygen, and sulfur;

$R^2$  is hydrogen, halogen, OH, OR,  $OC(O)R^4$ ,  $OC(O)OR^4$ ,  $OC(O)NHR^4$ ,  $OC(O)NRR^4$ ,  $OC(O)SR^4$ ,  $NHC(O)R^4$ ,  $NRC(O)R^4$ ,  $NHC(O)OR^4$ ,  $NHC(O)NHR^4$ ,  $NHC(O)NRR^4$ ,  $NHR^4$ ,  $N(R^4)_2$ ,  $NHR^4$ ,  $NRR^4$ ,  $N_3$ , or an optionally substituted group selected from  $C_{1-10}$  aliphatic,  $C_{1-6}$  heteroaliphatic, 6-10-membered aryl, arylalkyl, 5-10 membered heteroaryl having 1-4 heteroatoms independently selected from the group consisting of nitrogen, oxygen, and sulfur, 4-7-membered heterocyclyl having 1-2 heteroatoms independently selected from the group consisting of nitrogen, oxygen, and sulfur;

$R^3$  is hydrogen, halogen,  $CH_2OR^1$ , or an optionally substituted group selected from the group consisting of acyl,  $C_{1-10}$  aliphatic,  $C_{1-6}$  heteroaliphatic, 6-10-membered aryl, arylalkyl, 5-10-membered heteroaryl having 1-4 heteroatoms independently selected from the group consisting of nitrogen, oxygen, and sulfur, 4-7-membered heterocyclyl having 1-2 heteroatoms independently selected from the group consisting of nitrogen, oxygen, and sulfur,

$R^4$  is  $-T-R^Z$ ,  $-C(O)-T-R^Z$ ,  $-NH-T-R^Z$ ,  $-O-T-R^Z$ ,  $-S-T-R^Z$ ,  $-C(O)NH-T-R^Z$ ,  $C(O)O-T-R^Z$ ,  $C(O)S-T-R^Z$ ,  $C(O)NH-T-O-T-R^Z$ ,  $-O-T-R^Z$ ,  $-T-O-T-R^Z$ ,  $-T-S-T-R^Z$ , or



5

wherein

$X$  is  $-O-$ ,  $-NR-$ , or  $T-R^Z$ ;

$T$  is a covalent bond or a bivalent  $C_{1-26}$  saturated or unsaturated, straight or branched, aliphatic or heteroaliphatic chain; and

10

$R^Z$  is hydrogen, halogen,  $-OR$ ,  $-OR^x$ ,  $-OR^1$ ,  $-SR$ ,  $NR_2$ ,  $-C(O)OR$ ,  $-C(O)R$ ,  $-NHC(O)R$ ,  $-NHC(O)OR$ ,  $NC(O)OR$ , or an optionally substituted group selected from acyl, arylalkyl, heteroarylalkyl,  $C_{1-6}$  aliphatic, 6-10-membered aryl, 5-10-membered heteroaryl having 1-4 heteroatoms independently selected from nitrogen, oxygen, or sulfur, 4-7-membered heterocyclyl having

15

1-2 heteroatoms independently selected from the group consisting of nitrogen, oxygen, and sulfur;

each occurrence of  $R^x$  is independently hydrogen or an oxygen protecting group selected from the group consisting of alkyl ethers, benzyl ethers, silyl ethers, acetals, ketals, esters, carbamates, and carbonates;

20

each occurrence of  $R$  is independently hydrogen, an optionally substituted group selected from acyl, arylalkyl, 6-10-membered aryl,  $C_{1-6}$  aliphatic, or  $C_{1-6}$  heteroaliphatic having 1-2 heteroatoms independently selected from the group consisting of nitrogen, oxygen, and sulfur, or:

two  $R$  on the same nitrogen atom are taken with the nitrogen atom to form a 4-7-

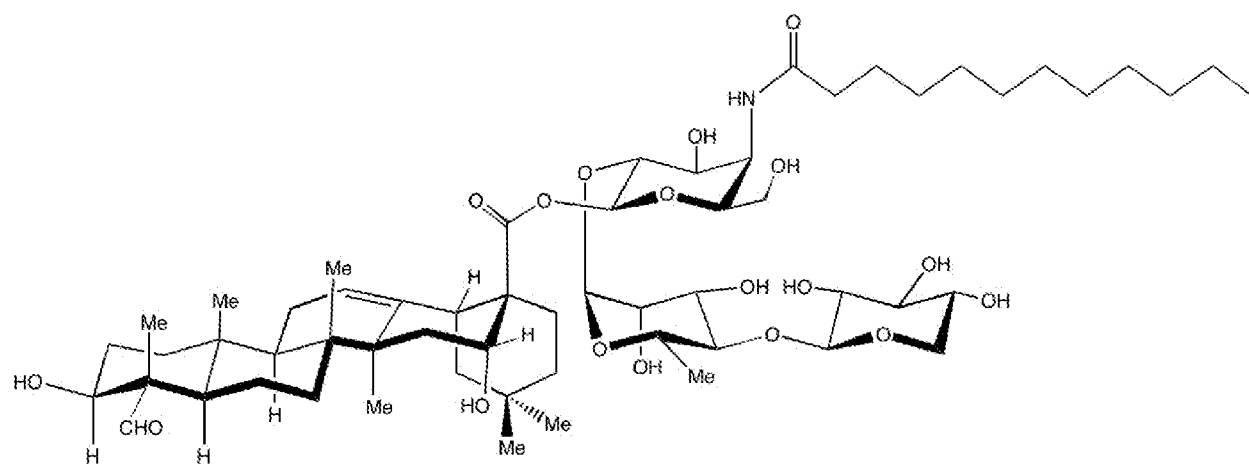
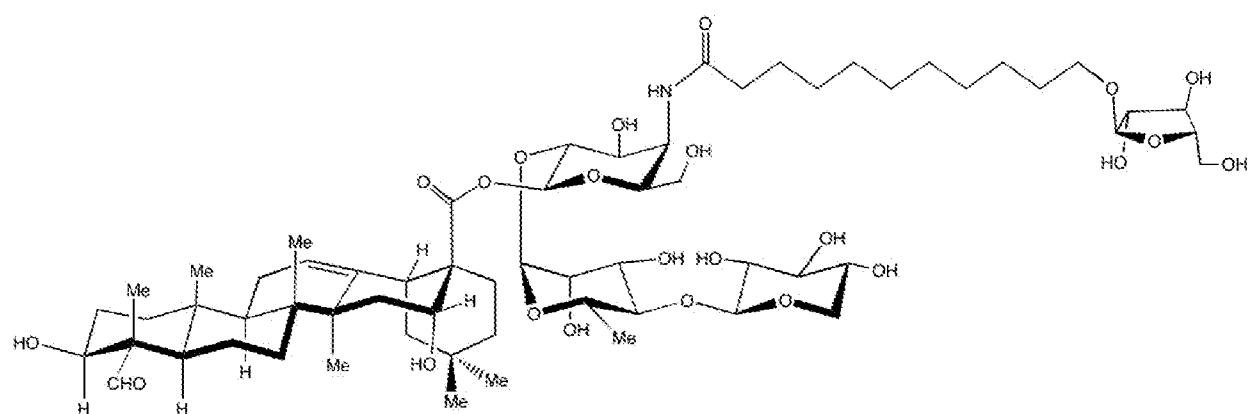
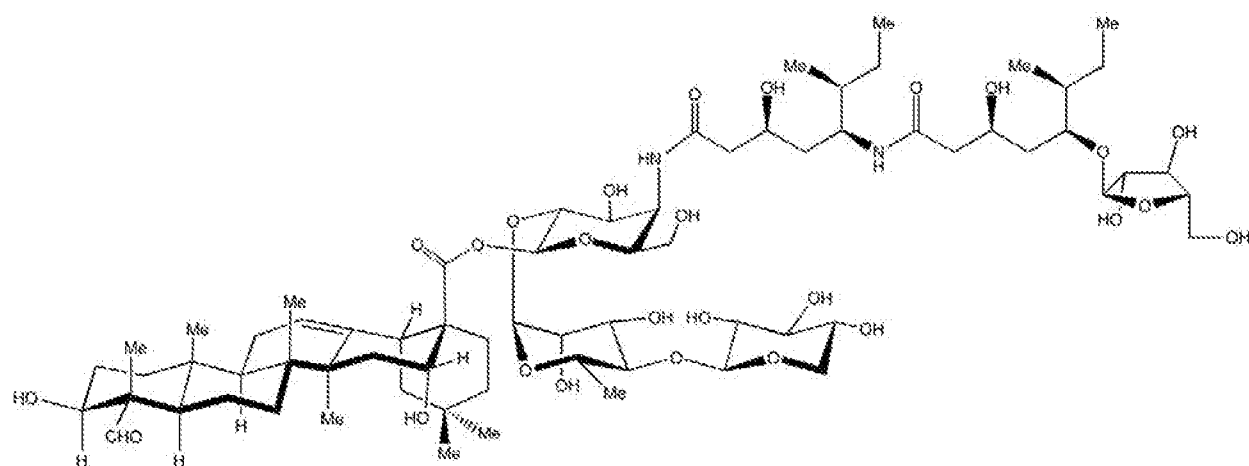
25

membered heterocyclic ring having 1-2 heteroatoms independently selected from the group consisting of nitrogen, oxygen, and sulfur;

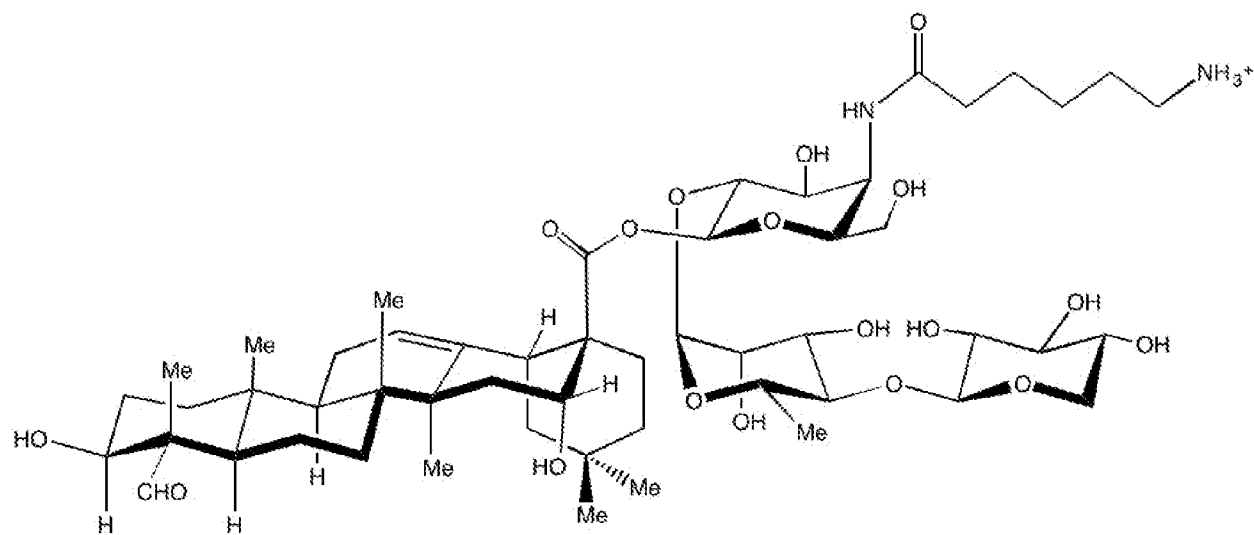
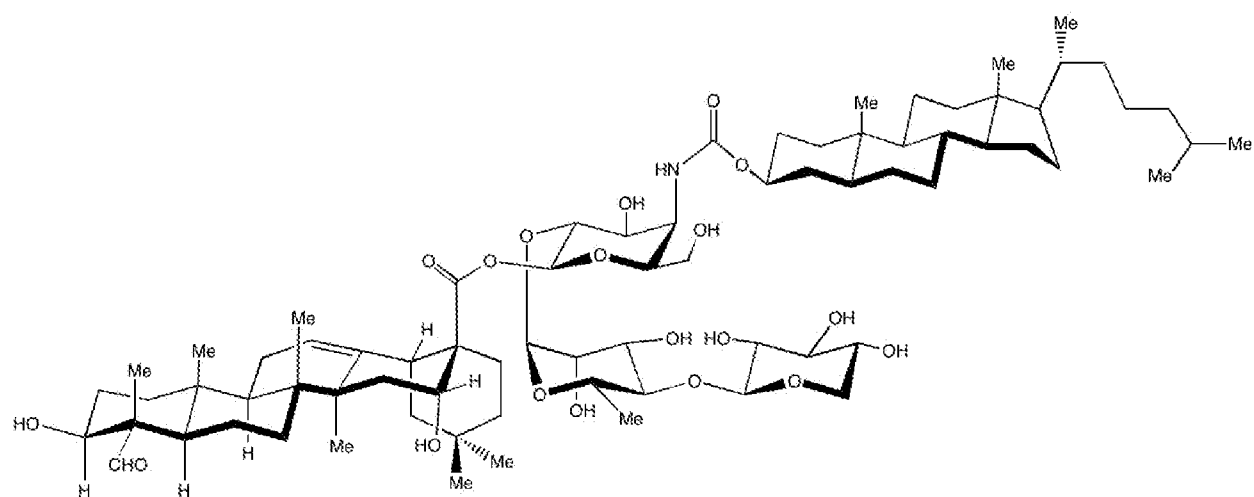
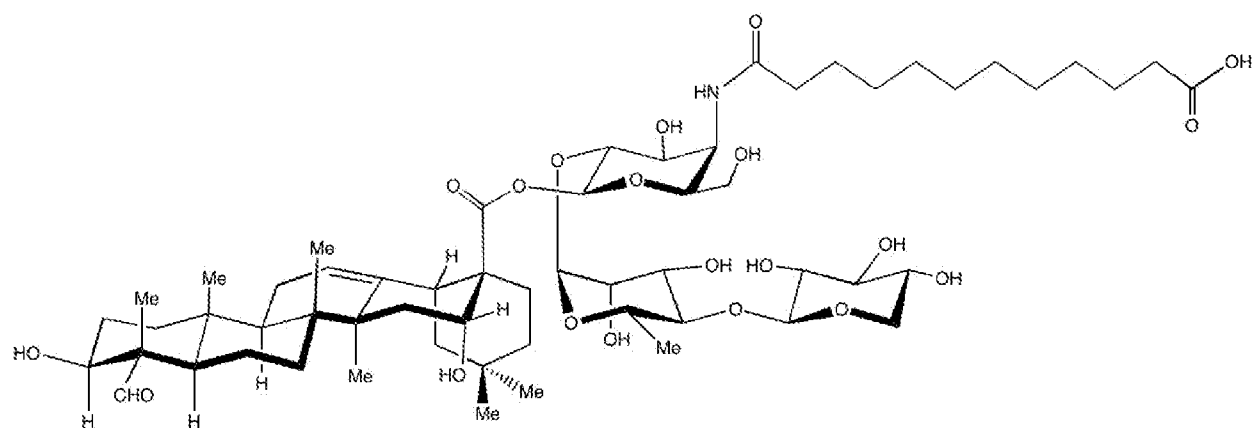
and an immunologically effective amount of an antigen associated with a bacteria or virus.

30

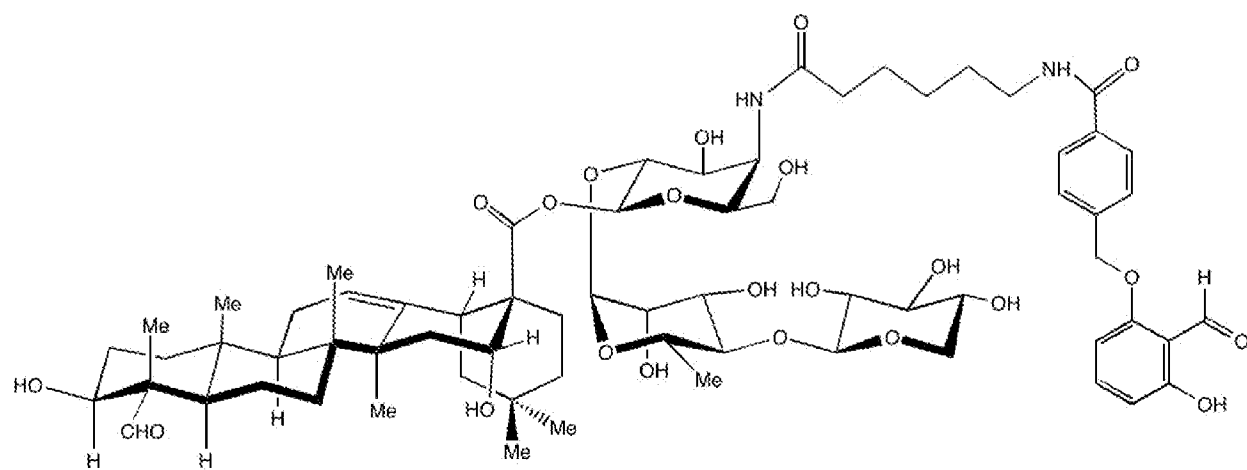
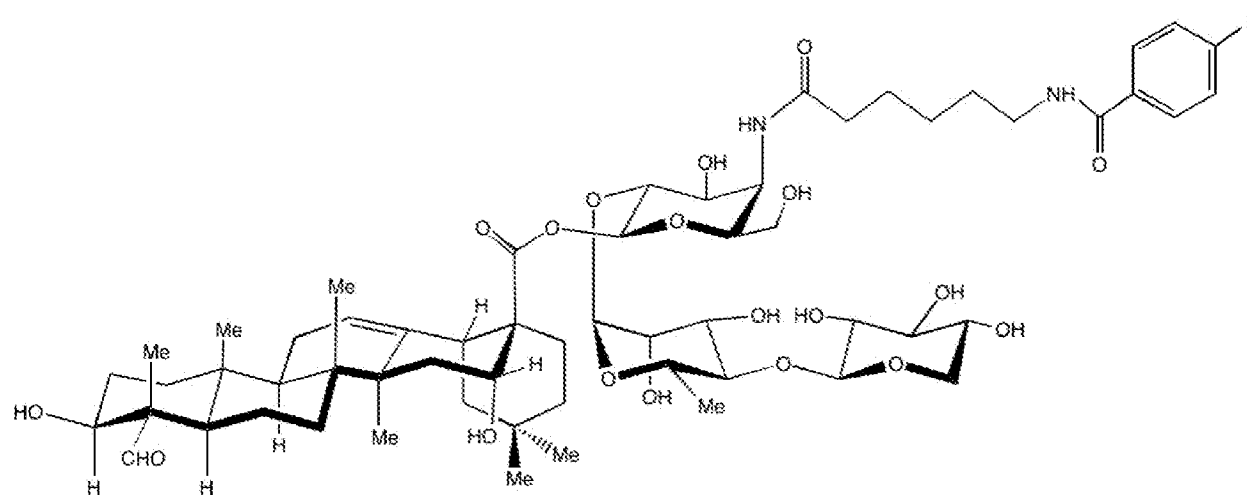
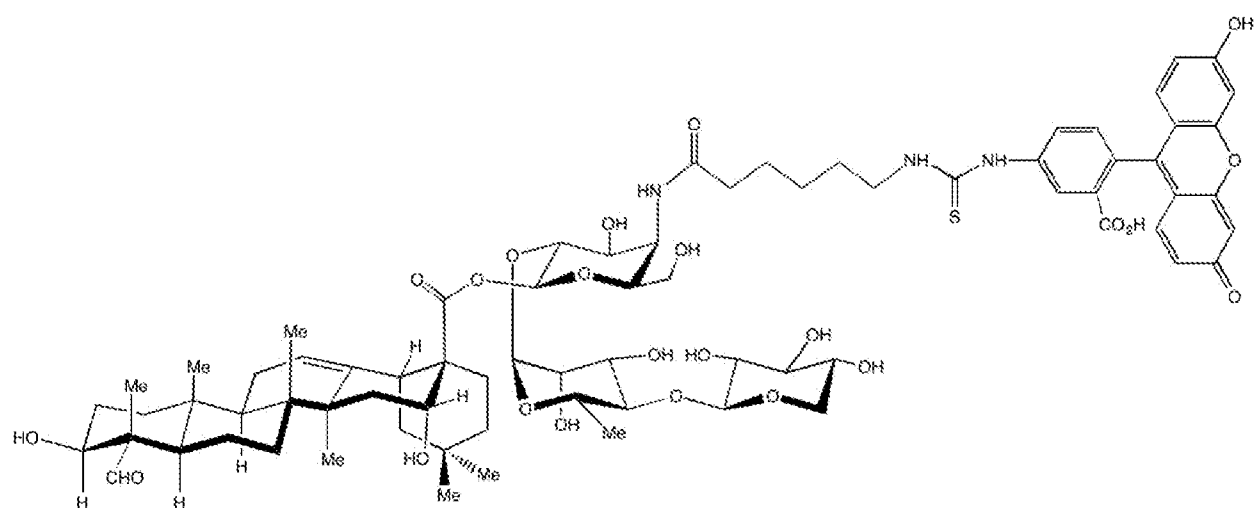
2. The pharmaceutical composition according to claim 1, wherein the compound of Formula I is selected from the group consisting of:



5







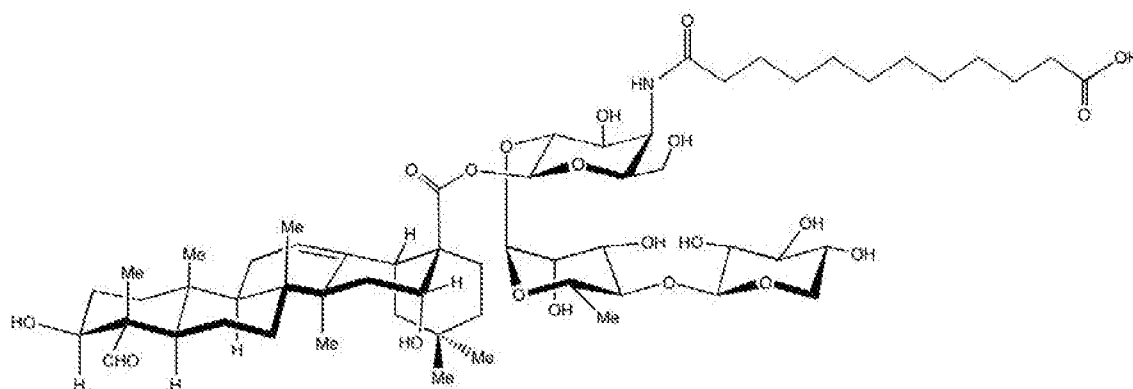
3. A pharmaceutical composition according to claim 1, wherein the antigen is associated with a bacterial or virus causing a disease selected from the group consisting of influenza, varicella zoster and malaria.

4. A pharmaceutical composition according to claim 1, wherein the antigen is associated with influenza virus.

5. A pharmaceutical composition according to claim 1, wherein the antigen is associated with varicella zoster.

6. A pharmaceutical composition according to claim 1, wherein the antigen is associated with h malaria.

7. A pharmaceutical composition, comprising:  
a compound of the following structure,



and an immunologically effective amount of an antigen associated with a bacteria or virus.

8. A pharmaceutical composition according to claim 7, wherein the antigen is associated with a bacteria or virus causing a disease selected from the group consisting of influenza, varicella zoster, and malaria.

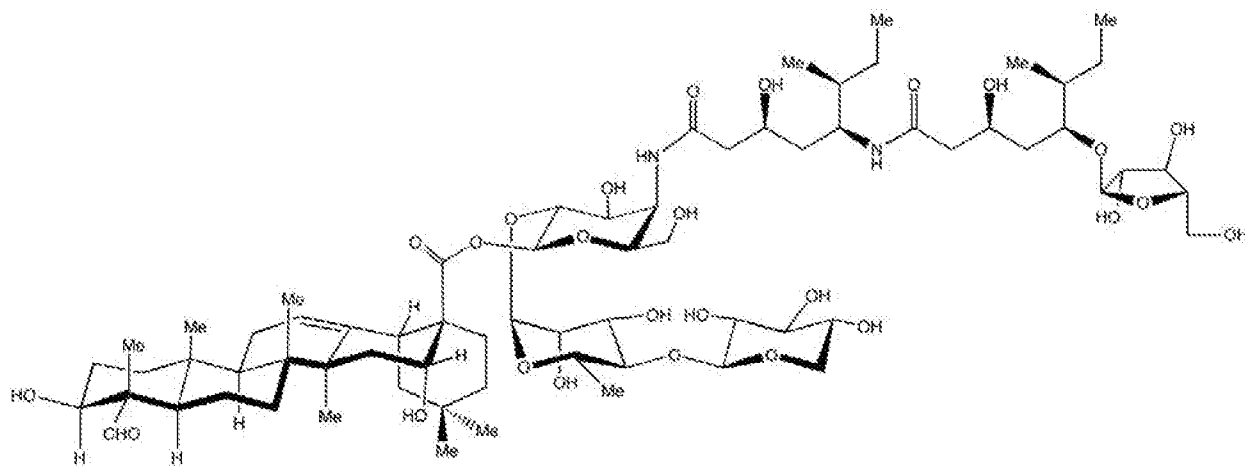
9. A pharmaceutical composition according to claim 7, wherein the antigen is associated with influenza virus.

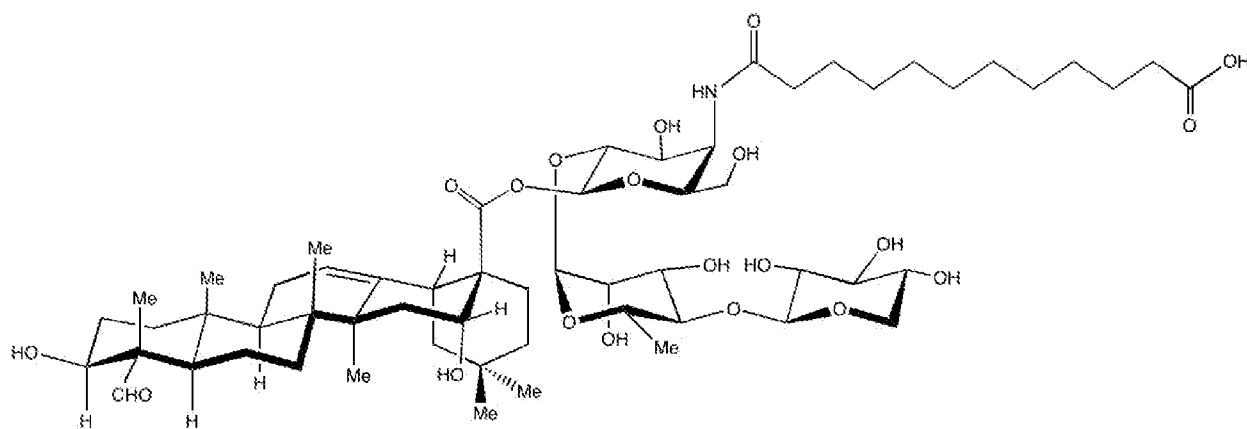
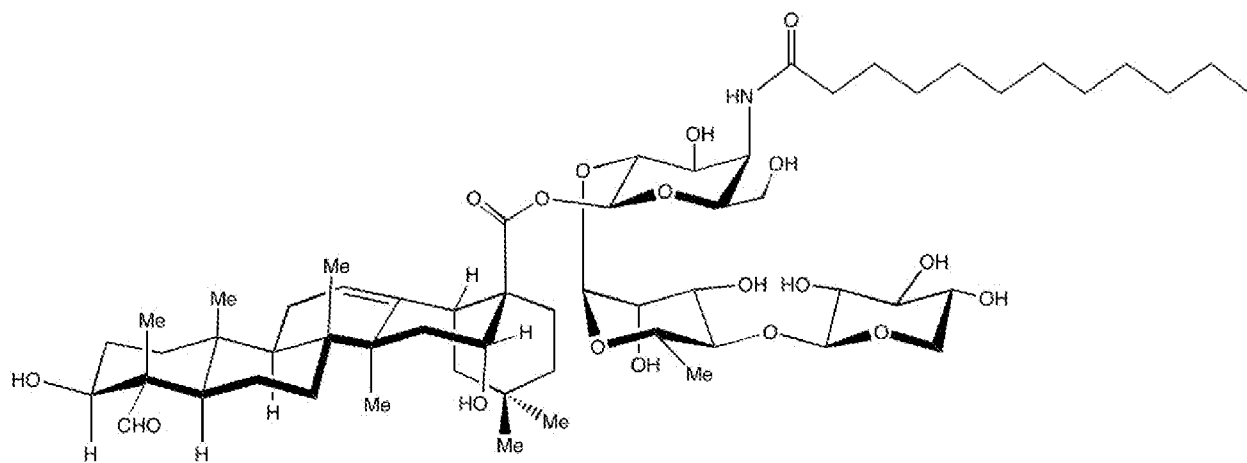
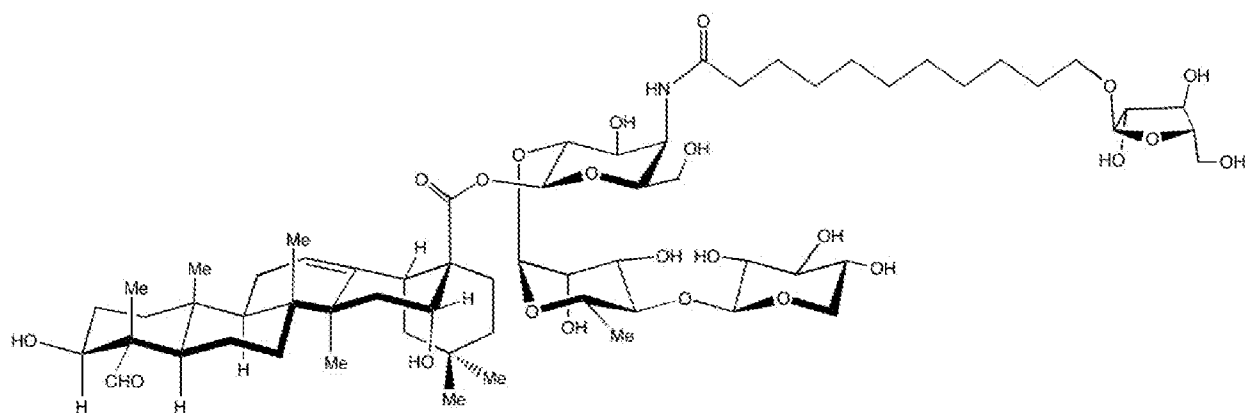
10. A pharmaceutical composition according to claim 7, wherein the antigen is associated with varicella zoster.

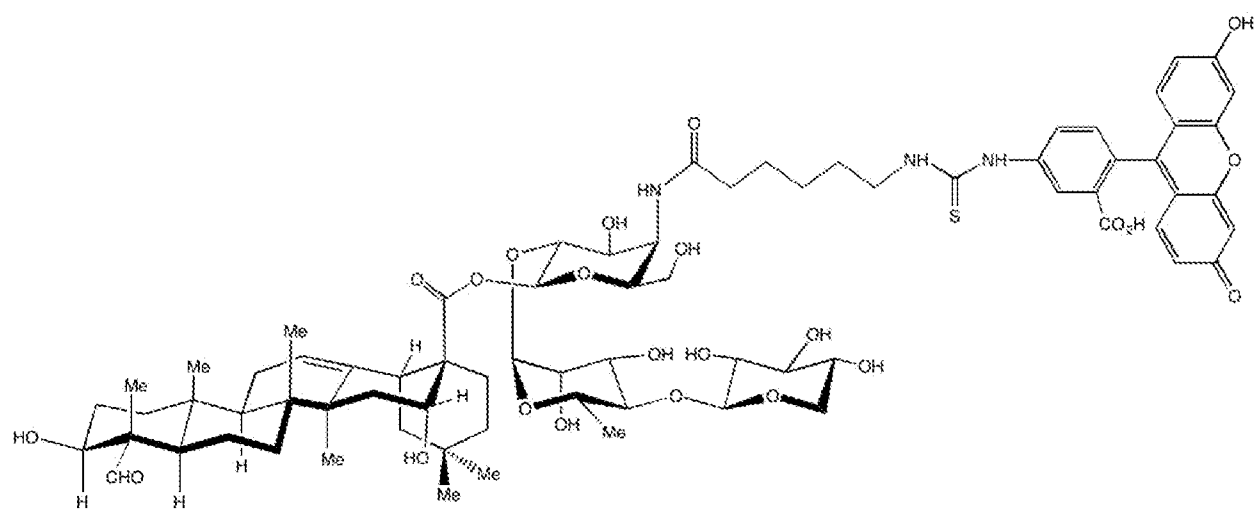
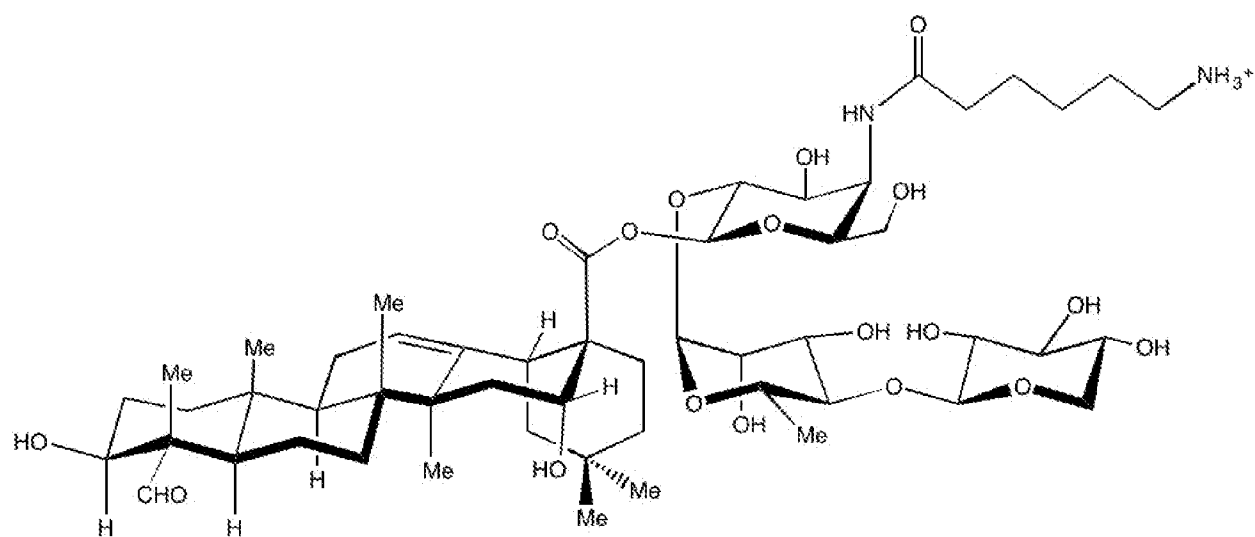
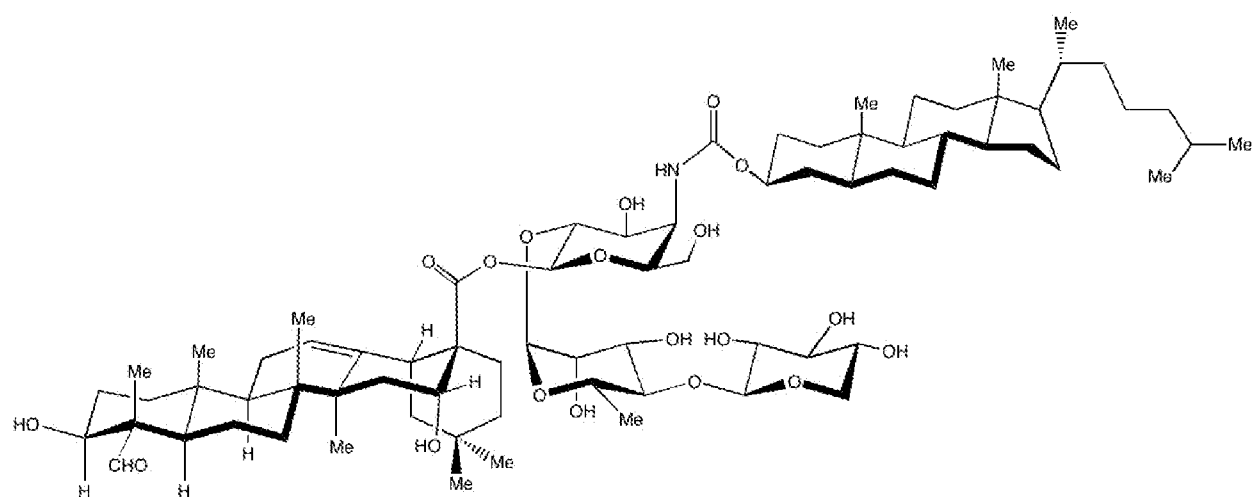
11. A pharmaceutical composition according to claim 7, wherein the antigen is associated with malaria.

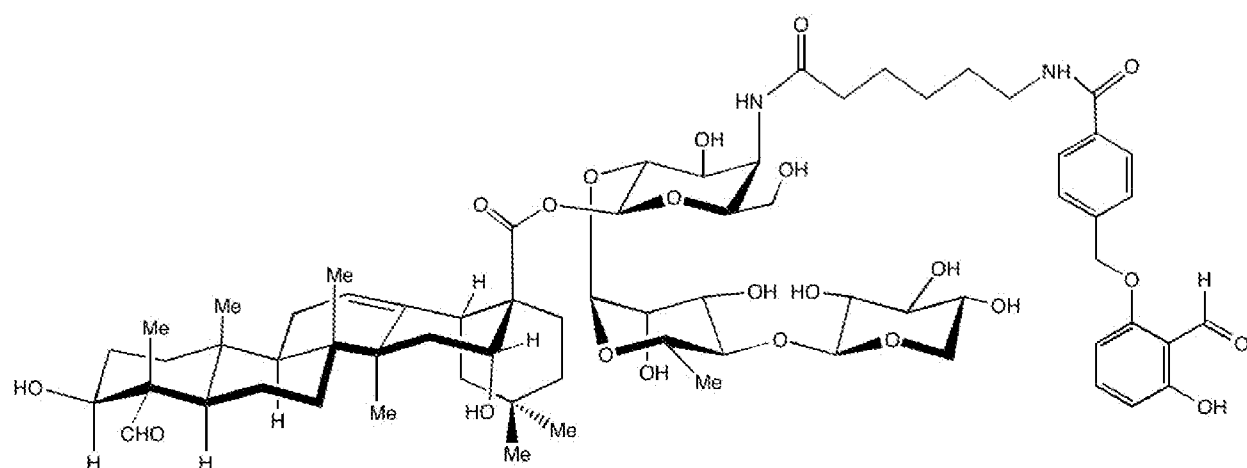
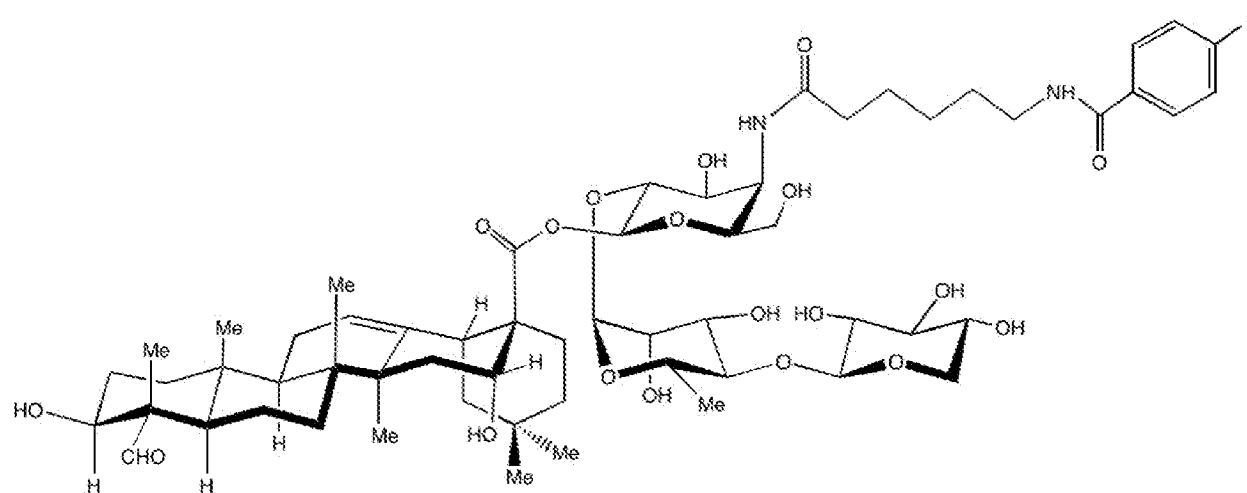
12. A method of potentiating an immune response, comprising administering the pharmaceutical composition according to claim 1 to a mammal.

13. The method according to claim 12, wherein the compound of Formula I is selected from the group consisting of:



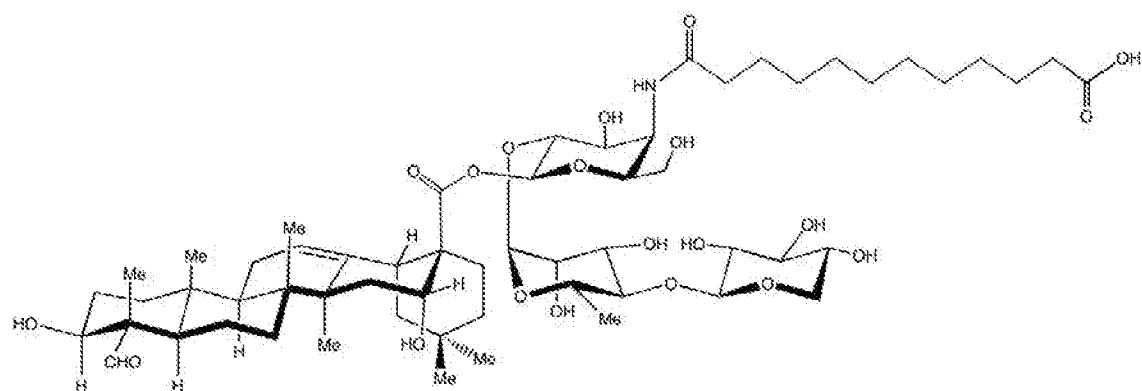






5

14. The method according to claim 13, wherein the compound of Formula I is



15. The method according to claim 12, wherein the method induces an increased immune response to an antigen associated with a bacteria or virus relative to an immune response to the antigen alone.

5 16. The method according to claim 15, wherein the antigen is associated with a bacteria or virus causing a disease selected from the group consisting of influenza, varicella zoster and malaria.

10 17. The method according to claim 16, wherein the antigen is associated with influenza virus.

18. A pharmaceutical composition according to claim 16, wherein the antigen is associated with varicella zoster.

15 19. A pharmaceutical composition according to claim 16, wherein the antigen is associated with malaria.

20. The method according to claim 12, wherein the mammal is a human.

20

FIG. 1

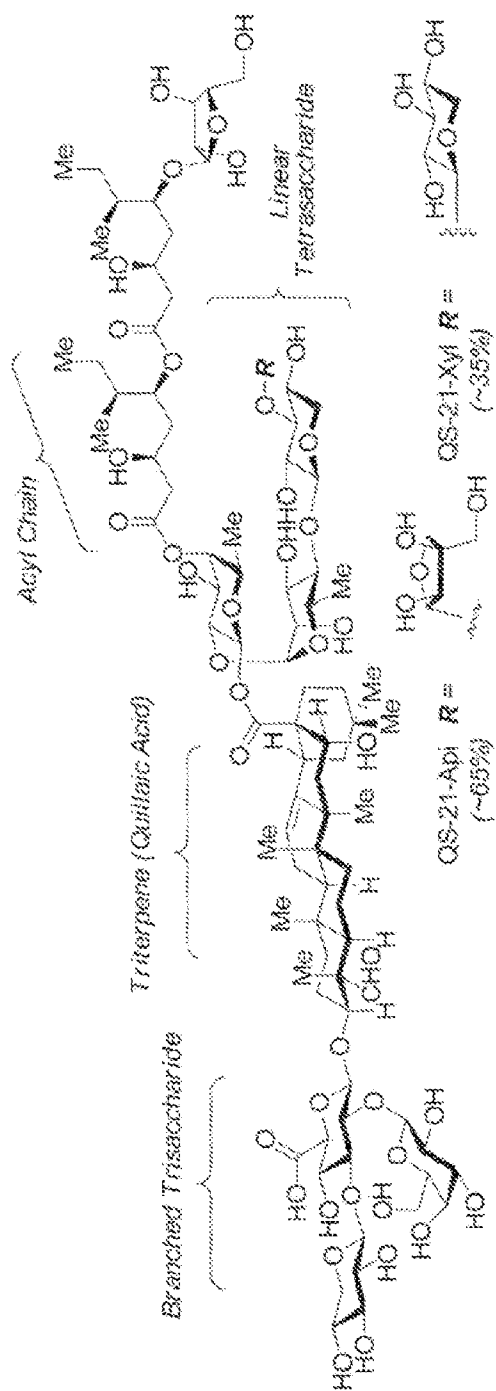
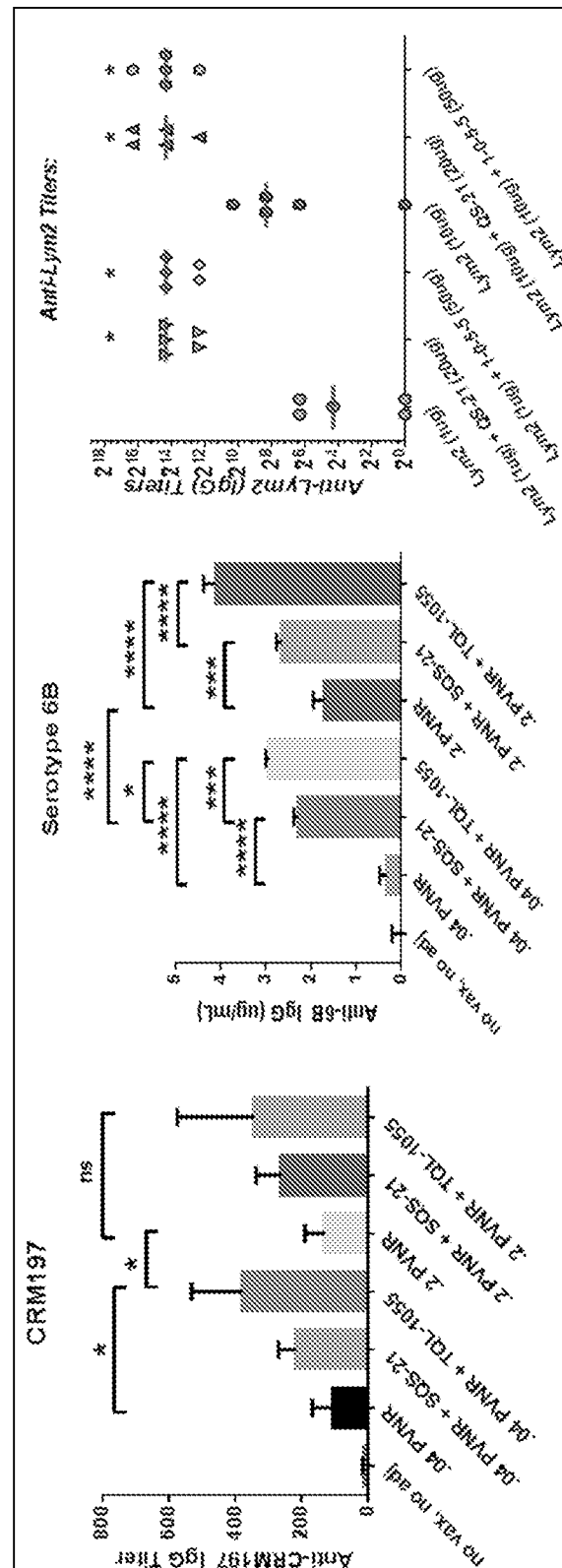




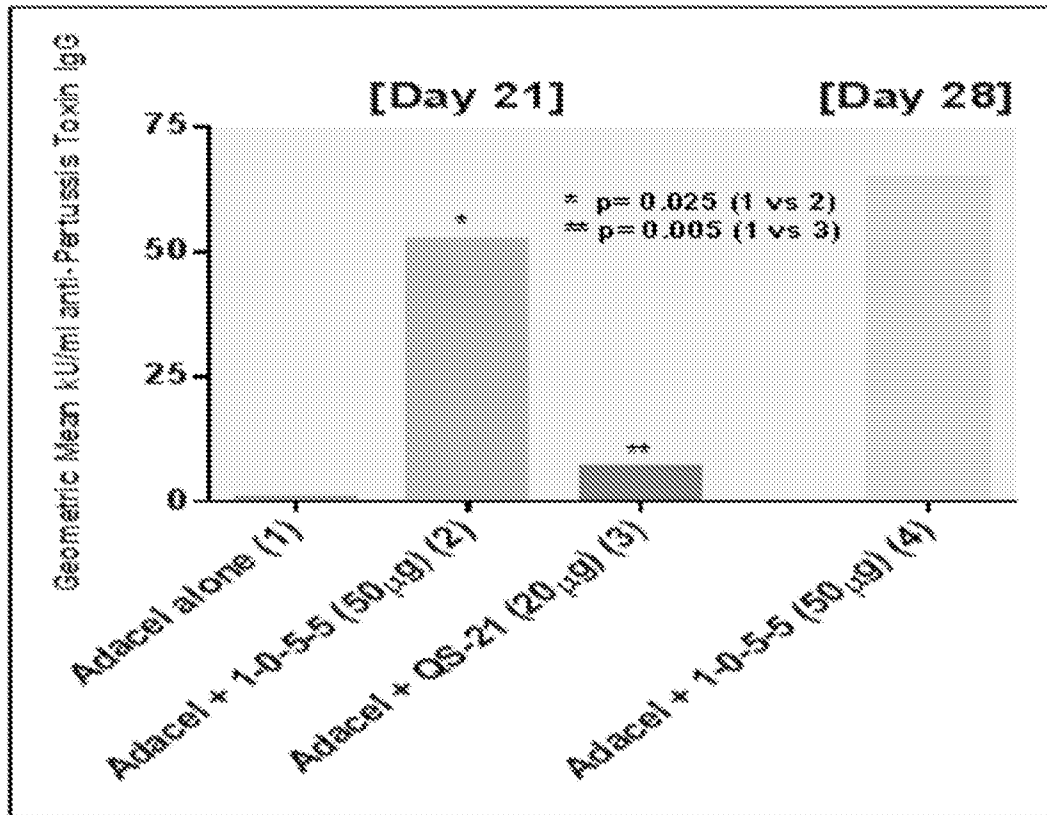
FIG. 2



P values: \* $<0.05$ , \*\*\* $<0.0002$ , and \*\*\*\* $<0.0001$ . NS=not significant

3/11

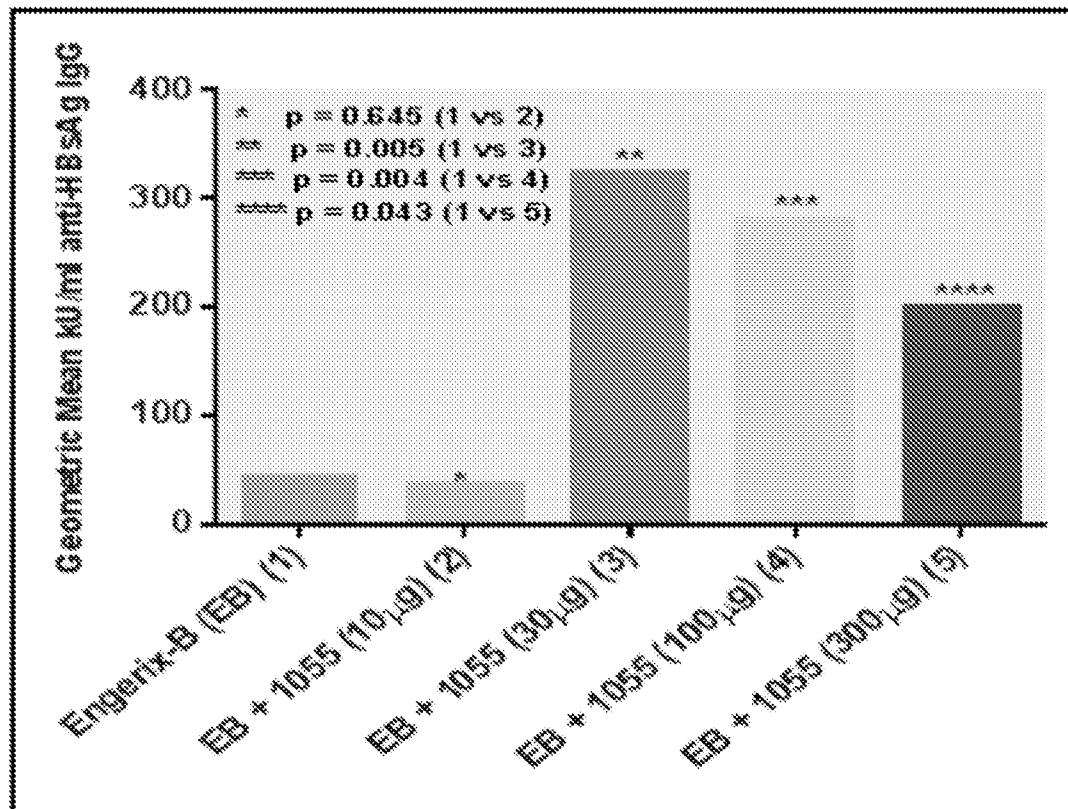
FIG. 3



Statistics: Unpaired Mann-Whitney test.

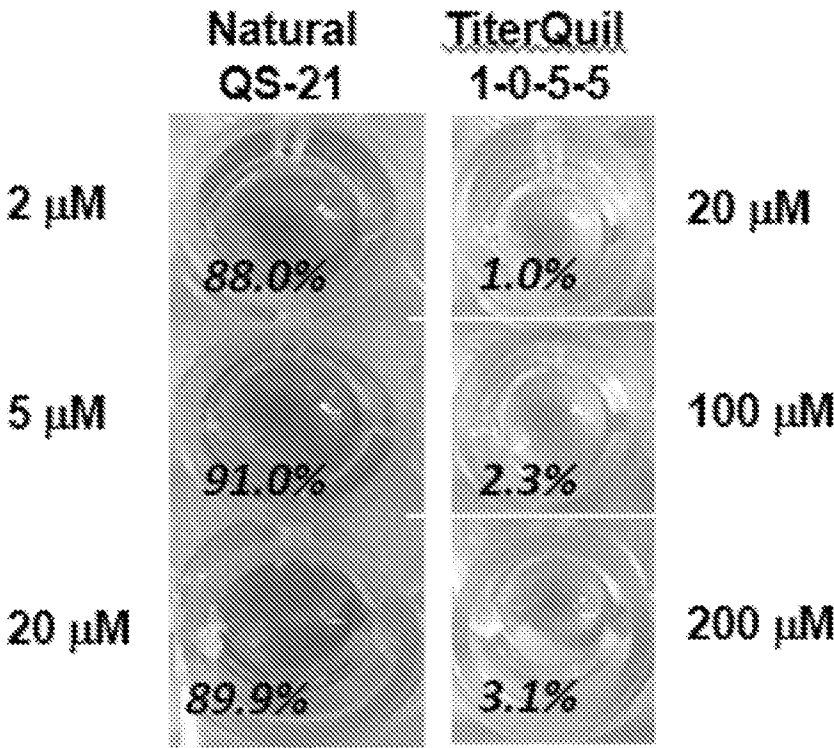
4/11

FIG. 4



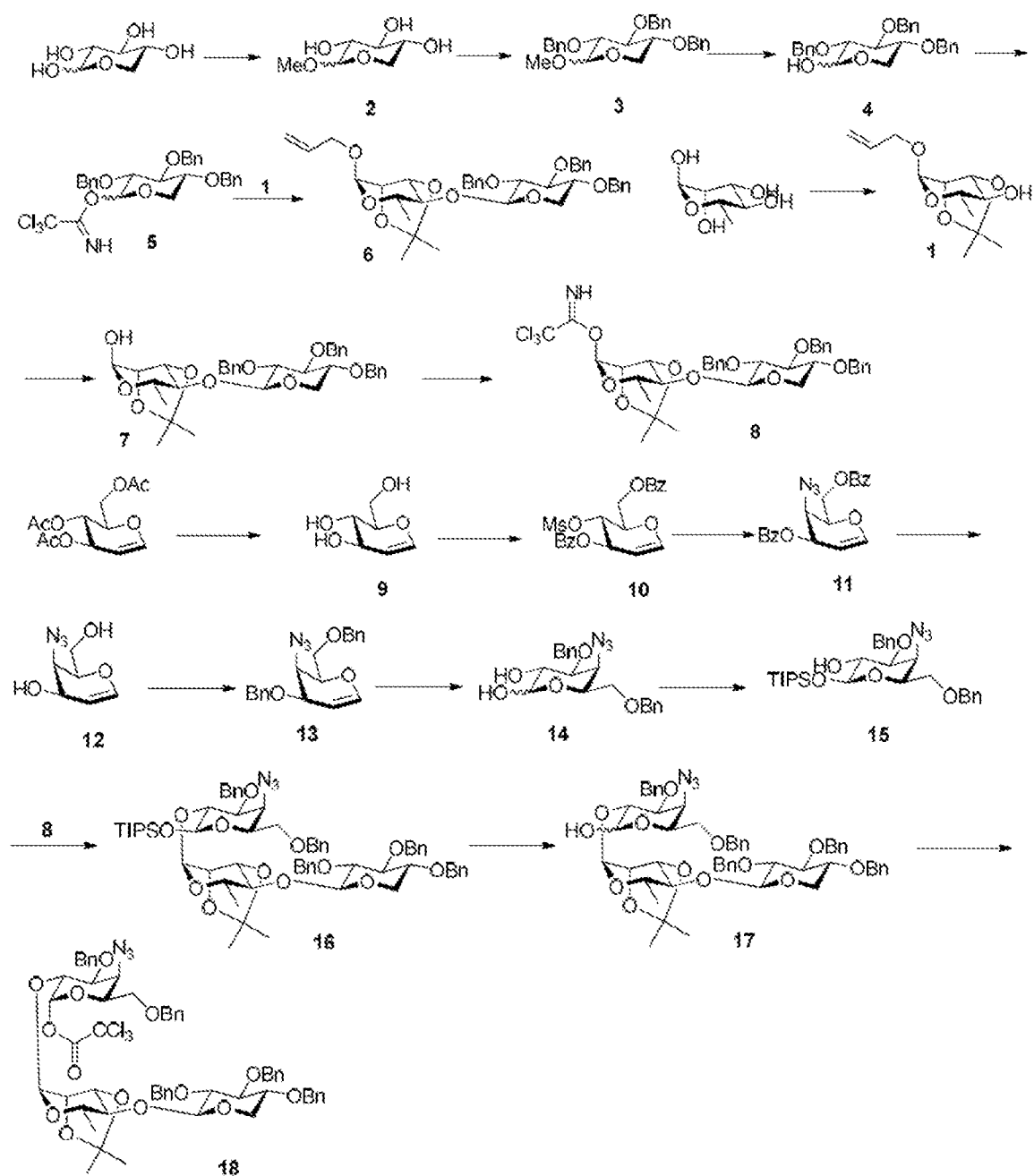
Statistics: Unpaired Mann-Whitney test.

FIG. 5



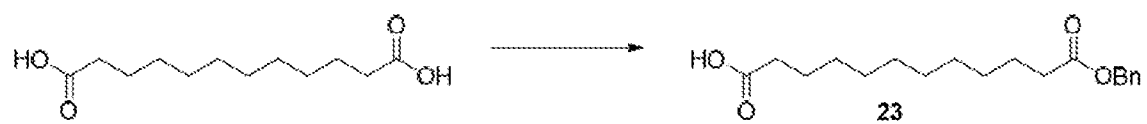
6/11

FIG. 6



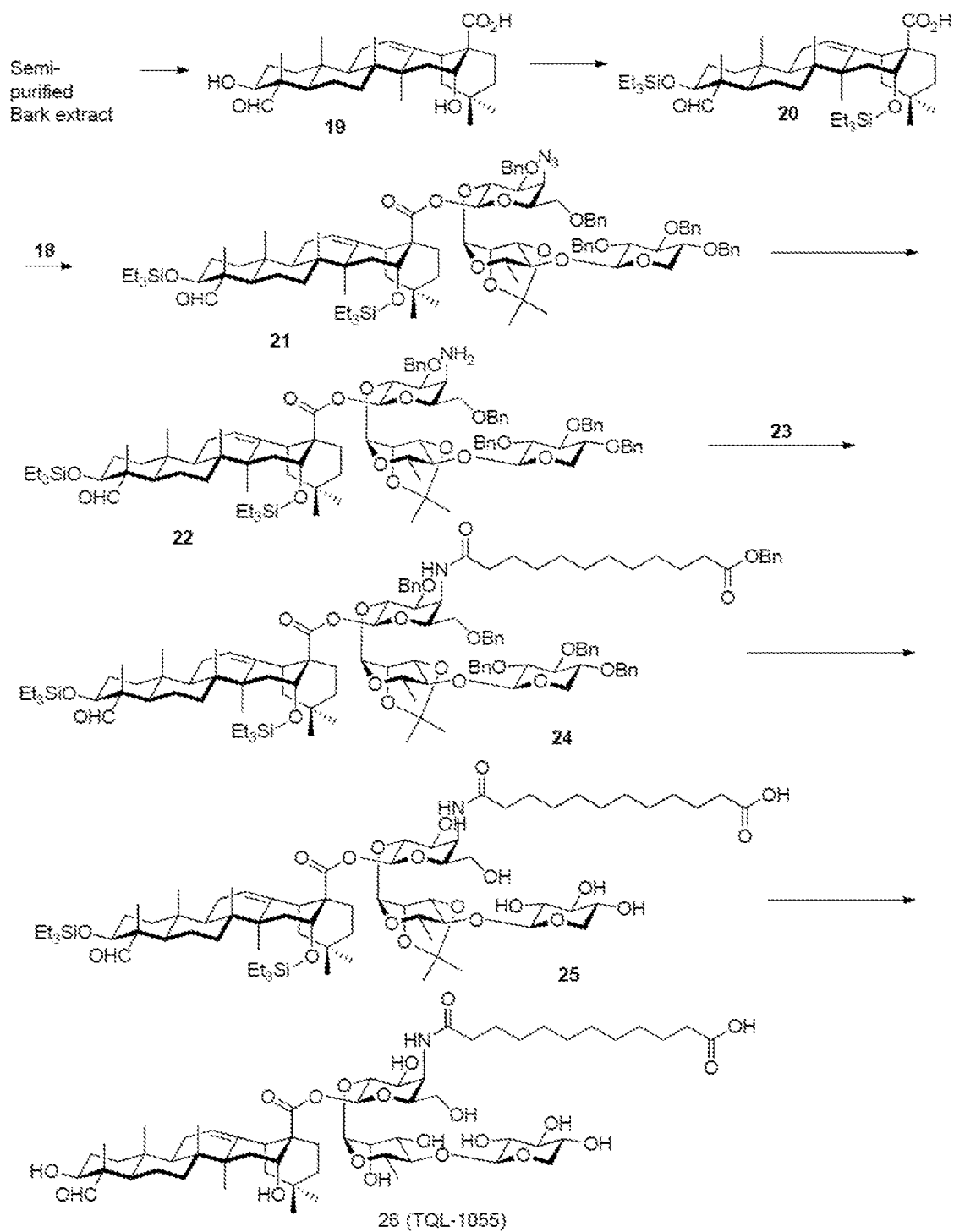
7/11

FIG. 7



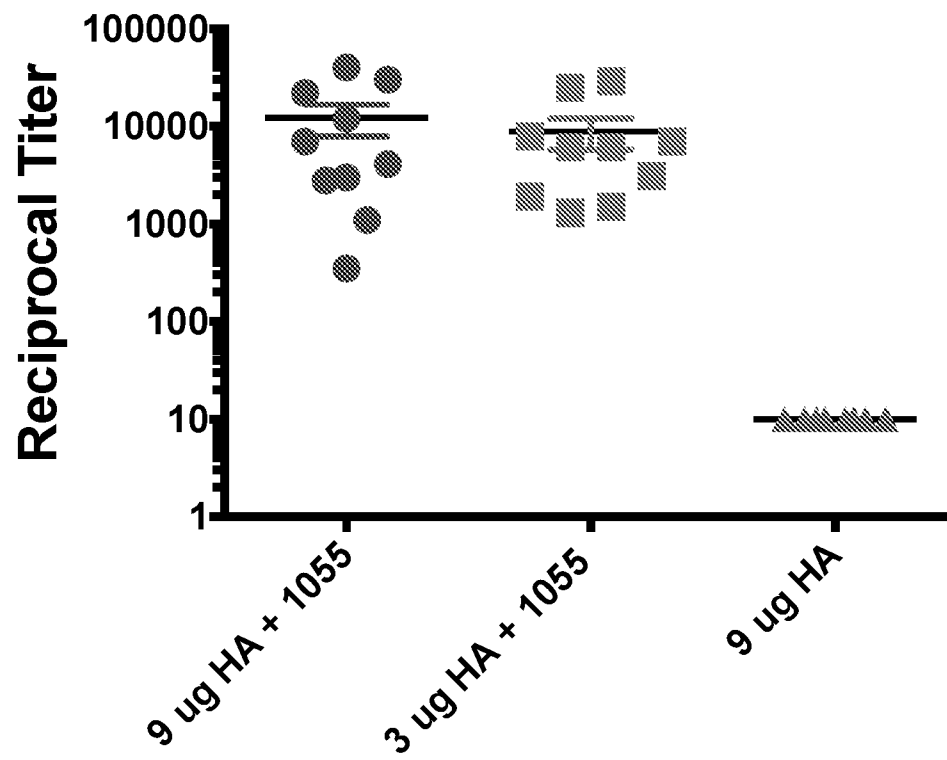
8/11

FIG. 8



9/11

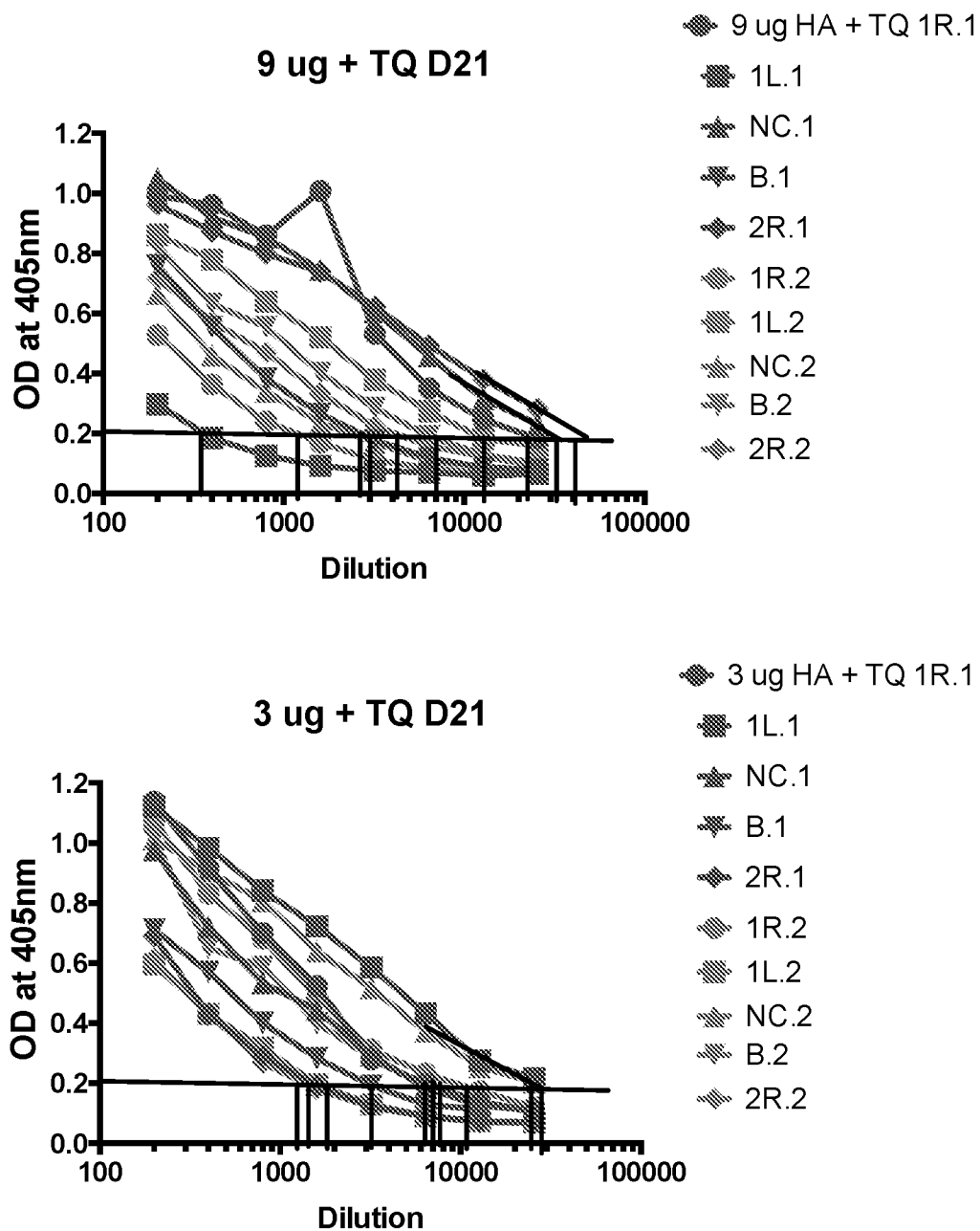
FIG. 9





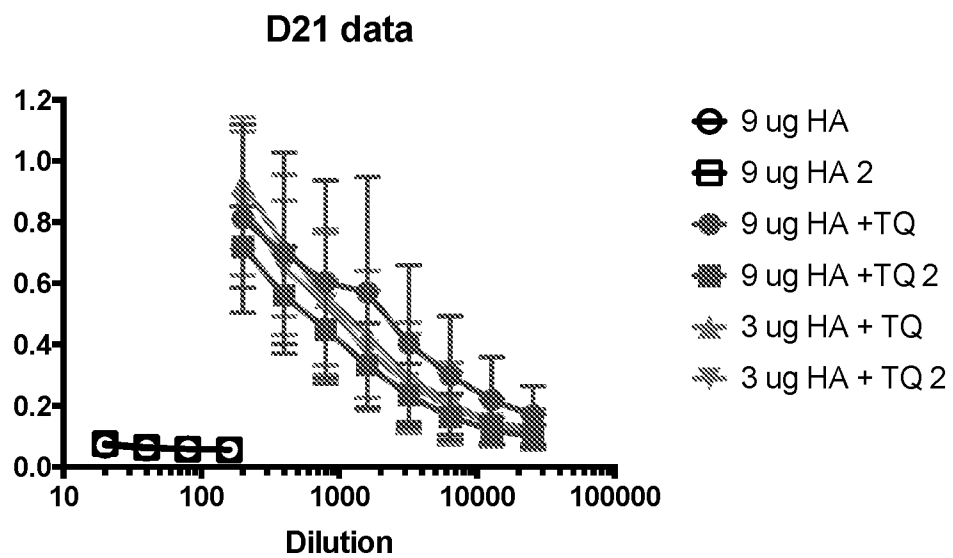
10/11

FIG. 10



11/11

FIG. 11



## INTERNATIONAL SEARCH REPORT

International application No.

PCT/US18/29333

## A. CLASSIFICATION OF SUBJECT MATTER

IPC - A61K 31/704; A61P 37/04; C07H 15/256 (2018.01)

CPC - A61K 31/704, 31/7024; C07H 15/24, 15/256

According to International Patent Classification (IPC) or to both national classification and IPC

## B. FIELDS SEARCHED

Minimum documentation searched (classification system followed by classification symbols)

See Search History document

Documentation searched other than minimum documentation to the extent that such documents are included in the fields searched

See Search History document

Electronic data base consulted during the international search (name of data base and, where practicable, search terms used)

See Search History document

## C. DOCUMENTS CONSIDERED TO BE RELEVANT

Category*	Citation of document, with indication, where appropriate, of the relevant passages	Relevant to claim No.
X --- Y	US 2015/0086585 A1 (MEMORIAL SLOAN-KETTERING INSTITUTE FOR CANCER RESEARCH) 26 March 2015; paragraphs [0003], [0042]-[0043], [0045], [0137]-[0154], [0156], [0219], [0234]-[0235], [0345], [0352], [0357]-[0358], [0362]; claims 1, 39 & 40	1-2, 7, 12-15, 20 --- 3-6, 8-11, 16-19
Y	US 2012/0164178 A1 (BALLOU, JR., WR et al.) 28 June 2012; paragraphs [0002]-[0003], [0031], [0055], [0057], [0116], [0121], [0197]	3-4, 8-9, 16-19
Y	US 2011/0104260 A1 (HANON, EJ et al.) 05 May 2011; paragraphs [0002]-[0003], [0009], [0021], [0026], [0054]-[0055], [0065]	5, 10, 18
Y	US 2010/0272745 A1 (LEMOINE, DI et al.) 28 October 2010; paragraphs [0211]-[0212], [0216], [0225], [0245], [0249], [0254]; claims 1, 23 & 25	6, 11, 19
A	FERNANDEZ-TEJADA, A et al., Development of Improved Vaccine Adjuvants Based on the Saponin Natural Product QS-21 through Chemical Synthesis, Accounts of Chemical Research 49, pages 1741-1756, 2015; entire document	1-20



Further documents are listed in the continuation of Box C.



See patent family annex.

## \* Special categories of cited documents:

"A" document defining the general state of the art which is not considered to be of particular relevance

"E" earlier application or patent but published on or after the international filing date

"L" document which may throw doubts on priority claim(s) or which is cited to establish the publication date of another citation or other special reason (as specified)

"O" document referring to an oral disclosure, use, exhibition or other means

"P" document published prior to the international filing date but later than the priority date claimed

"T" later document published after the international filing date or priority date and not in conflict with the application but cited to understand the principle or theory underlying the invention

"X" document of particular relevance; the claimed invention cannot be considered novel or cannot be considered to involve an inventive step when the document is taken alone

"Y" document of particular relevance; the claimed invention cannot be considered to involve an inventive step when the document is combined with one or more other such documents, such combination being obvious to a person skilled in the art

"&amp;" document member of the same patent family

Date of the actual completion of the international search

13 June 2018 (13.06.2018)

Date of mailing of the international search report

03 JUL 2018

Name and mailing address of the ISA/

Mail Stop PCT, Attn: ISA/US, Commissioner for Patents  
P.O. Box 1450, Alexandria, Virginia 22313-1450

Facsimile No. 571-273-8300

Authorized officer

Shane Thomas

PCT Helpdesk: 571-272-4300  
PCT OSP: 571-272-7774