

D. M. READ.

POCKET-BOOK FASTENER.

No. 185,259.

Patented Dec. 12, 1876.

Fig. 1

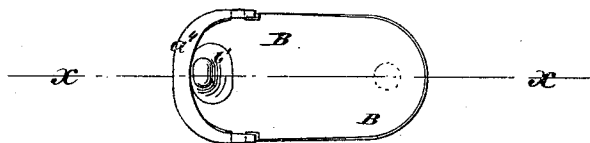


Fig. 2

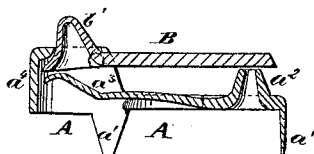
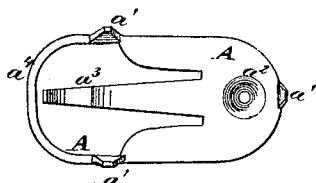


Fig. 3



WITNESSES:

A. W. Almqvist
John Coethals

INVENTOR:

D. M. Read
BY *M. M. M. M.*
ATTORNEYS.

UNITED STATES PATENT OFFICE.

DANIEL M. READ, OF NEW YORK, N. Y.

IMPROVEMENT IN POCKET-BOOK FASTENERS.

Specification forming part of Letters Patent No. **185,259**, dated December 12, 1876; application filed September 9, 1876.

To all whom it may concern:

Be it known that I, DANIEL M. READ, of the city, county, and State of New York, have invented a new and Improved Pocket-Book Fastener, of which the following is a specification:

Figure 1 is a top view of my improved fastener. Fig. 2 is a longitudinal section of the same, taken through the line *x x*, Fig. 1. Fig. 3 is a bottom view of the same.

Similar letters of reference indicate corresponding parts.

The object of this invention is to improve the construction of the pocket-book fastener for which Letters Patent No. 172,170, were granted to me January 11, 1876, so as to make it simpler in construction, less expensive in manufacture, and more convenient in use.

The invention will first be described in connection with drawing, and then pointed out in the claim.

A is the inner or base-plate, upon the edges of which are formed points or claws *a*¹, for securing it to the pocket-book. Upon the forward part of the plate A is struck up a projection, *a*², to serve as a pin to pass through the eye of the flap of the pocket-book. *a*³

is the spring, which is cut out of the rear part of the plate A, and struck up into proper form. The rear part of the plate A is struck up so as to form a band or flange, *a*⁴, around the rear end of the fastener, and to form a space for the rear end of the top plate B, to drop into when operating said fastener to fasten and unfasten it. The plate B is hinged to the plate A by points formed upon the edges of said plate B, and which enters holes in lugs formed upon the edges of the said plate A, or by other suitable means. Upon the plate B, in the rear of its hinges, is struck up a knob, *b*¹, for convenience in depressing the rear end of the said plate, to fasten and unfasten the fastener. By this construction the entire fastener is made of only two pieces.

Having thus described my invention, I claim as new and desire to secure by Letters Patent—

A pocket-book fastener, having the projection *a*², spring *a*³, and flange *a*⁴, constructed and arranged on the base-plate A, as shown and described.

Witnesses: DANIEL M. READ.
JAMES T. GRAHAM,
C. SEDGWICK.