



US00D733491S

(12) **United States Design Patent**
Gluck

(10) **Patent No.:** **US D733,491 S**

(45) **Date of Patent:** **** Jul. 7, 2015**

(54) **MUG COVER**

(71) Applicant: **ROBERT GORDON INDUSTRIES, LTD.**, Lynbrook, NY (US)

(72) Inventor: **Robert Gluck**, Lawrence, NY (US)

(73) Assignee: **ROBERT GORDON INDUSTRIES, LTD.**, New Hyde Park, NY (US)

(**) Term: **14 Years**

(21) Appl. No.: **29/490,395**

(22) Filed: **May 9, 2014**

(51) **LOC (10) Cl.** **07-02**

(52) **U.S. Cl.**

USPC **D7/392.1; D7/900; D9/447**

(58) **Field of Classification Search**

USPC D7/509-520, 523, 524, 525, 532, 533, D7/534, 535, 536, 538, 560, 584, 300.2, D7/304, 305, 600, 619.1, 326, 393, 396.1, D7/396.2, 417, 900, 650, 300, 300.1, 705, D7/387, 400, 213; D9/739, 501-507, 516, D9/517, 518, 519, 522, 523, 525, 526, 529, D9/530-542, 454, 547, 549, 554, 559, 571, D9/572, 435, 436, 440, 442, 443, 445, 651, D9/905, 449, 685, 448, 719, 447; D24/197, 121, 199, 224; 220/713, 715, 220/703, 254.9, 262, 630, 710, 705, 213; 206/216, 217, 503; D23/209, 213, 328, D23/314; 222/207, 325

CPC A47G 2019/2238; A47G 19/2216; A47G 19/22; A47G 19/221; B65D 1/0223; B65D 3/08; B65D 81/32; B65D 1/02; B65D 90/00; B65D 1/04; B65D 25/08; B65D 43/02; B65D 51/18; B65G 45/16

See application file for complete search history.

(56) **References Cited**

U.S. PATENT DOCUMENTS

D223,704 S * 5/1972 Cheladze D7/509

D289,848 S *	5/1987	Cowan	D7/387
D360,556 S *	7/1995	DeCoster	D7/318
D360,950 S *	8/1995	Mazurek	D24/223
D379,403 S *	5/1997	Jones	D23/261
D415,651 S	10/1999	Trombly	
D416,436 S *	11/1999	Miller	D7/391
D422,179 S *	4/2000	Stephenson	D7/510
D442,029 S	5/2001	Otake	
D470,008 S *	2/2003	Trombly	D7/392.1
D475,240 S *	6/2003	Trombly	D7/392.1
D507,934 S *	8/2005	Featherston et al.	D7/510
D508,379 S	8/2005	Doliwa	
D513,983 S *	1/2006	Erdie	D9/439
D513,984 S *	1/2006	Erdie	D9/439
D513,985 S *	1/2006	Erdie	D9/439
D527,576 S *	9/2006	Gluck	D7/392.1

(Continued)

Primary Examiner — Marianne Pandozzi

Assistant Examiner — Jae Liang

(74) *Attorney, Agent, or Firm* — Greenblum & Bernstein, P.L.C.

(57) **CLAIM**

The ornamental design for a mug cover, as shown and described.

DESCRIPTION

FIG. 1 is a isometric view of a mug cover showing my new design;

FIG. 2 is a top view thereof;

FIG. 3 is a bottom view thereof;

FIG. 4 is a front view thereof;

FIG. 5 is a rear view thereof;

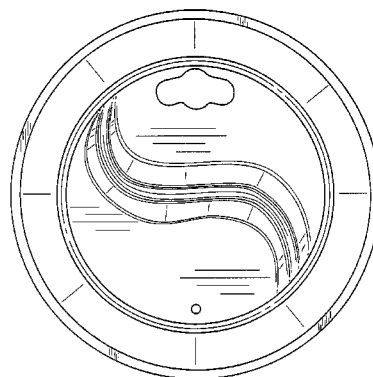
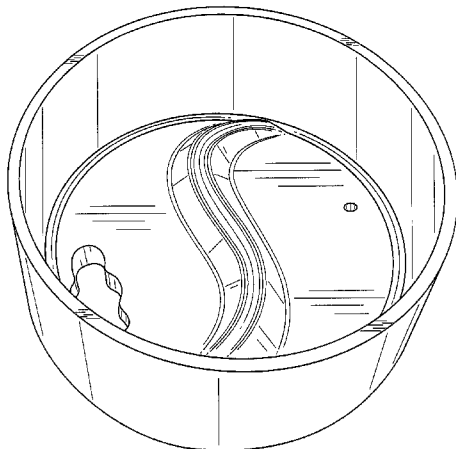
FIG. 6 is a right side view thereof;

FIG. 7 is a left side view thereof; and,

FIG. 8 is a top perspective view of FIG. 1 in use on a mug.

The broken line showing in the figure drawings are included for the purpose of illustration and form no part of the claimed design.

1 Claim, 8 Drawing Sheets



(56)

References Cited

U.S. PATENT DOCUMENTS

D533,396	S	*	12/2006	Lipson	D7/392.1			
D534,762	S		1/2007	Gluck					
D562,132	S	*	2/2008	LaMasney	D9/443			
7,337,925	B2	*	3/2008	Imaizumi et al.	222/145.3			
D587,971	S	*	3/2009	Peabody et al.	D7/555			
D614,955	S	*	5/2010	Cresswell et al.	D9/447			
D615,861	S	*	5/2010	Watts et al.	D9/447			
D641,257	S	*	7/2011	Thiebaut et al.	D9/738			
D654,762	S	*	2/2012	Gilbert	D7/510			
D658,058	S	*	4/2012	Sanges	D9/447			
D677,126	S	*	3/2013	Montgomery	D7/586			
D686,074	S	*	7/2013	Brinckerhoff et al.	D9/447			
D691,474	S	*	10/2013	DeMarco	D9/454			
D715,590	S	*	10/2014	Mangano	D7/391			
2004/0094552	A1	*	5/2004	Featherston et al.	220/259.3			
2009/0050641	A1	*	2/2009	Ivey	220/713			

* cited by examiner

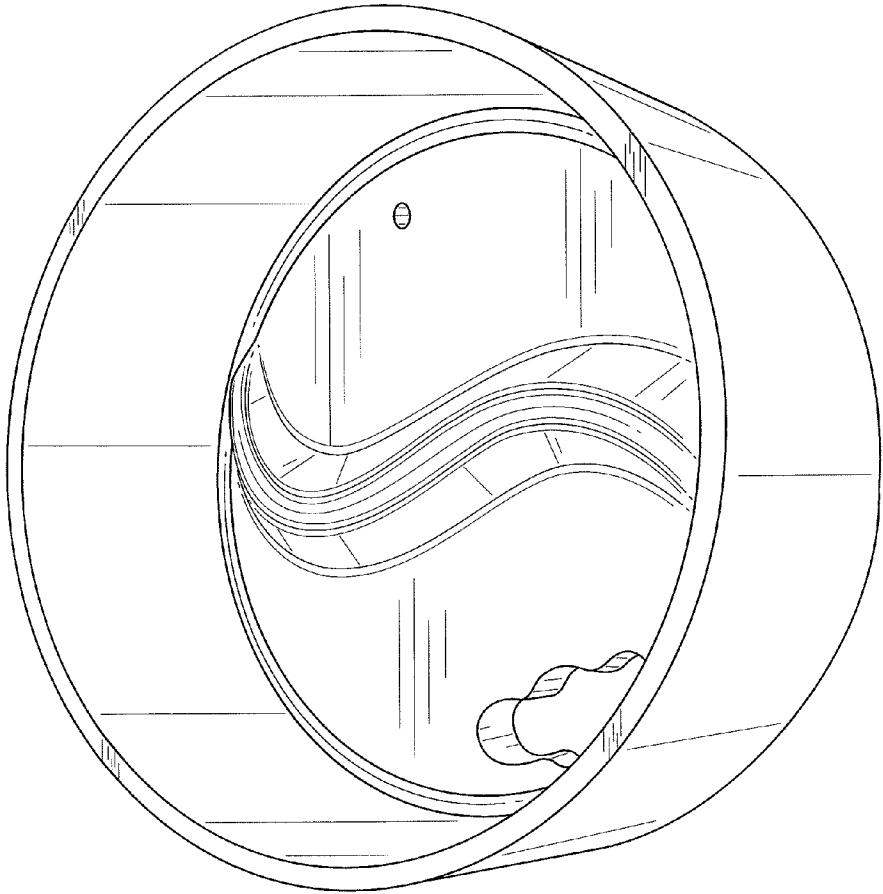


FIG. 1

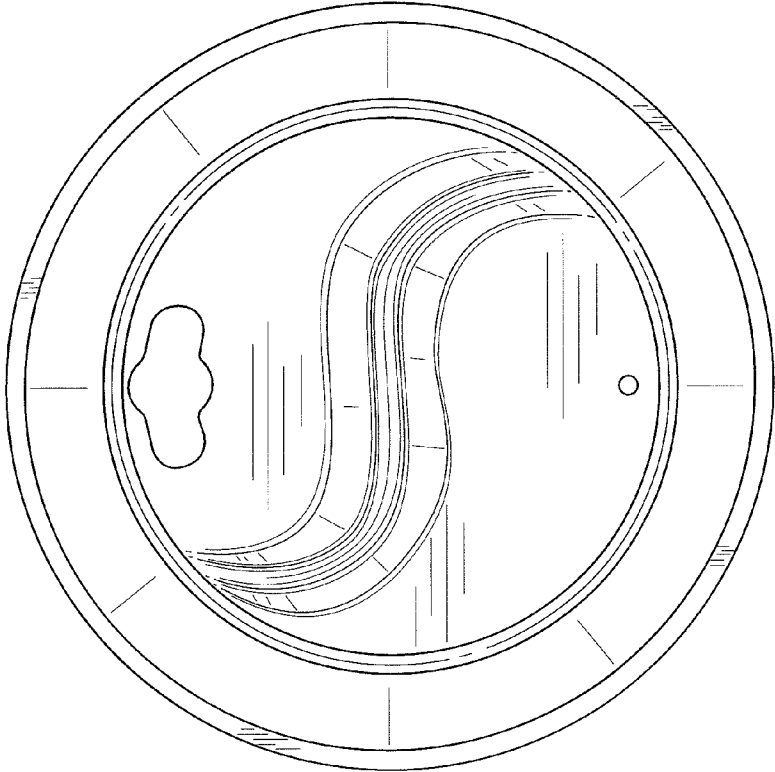


FIG. 2

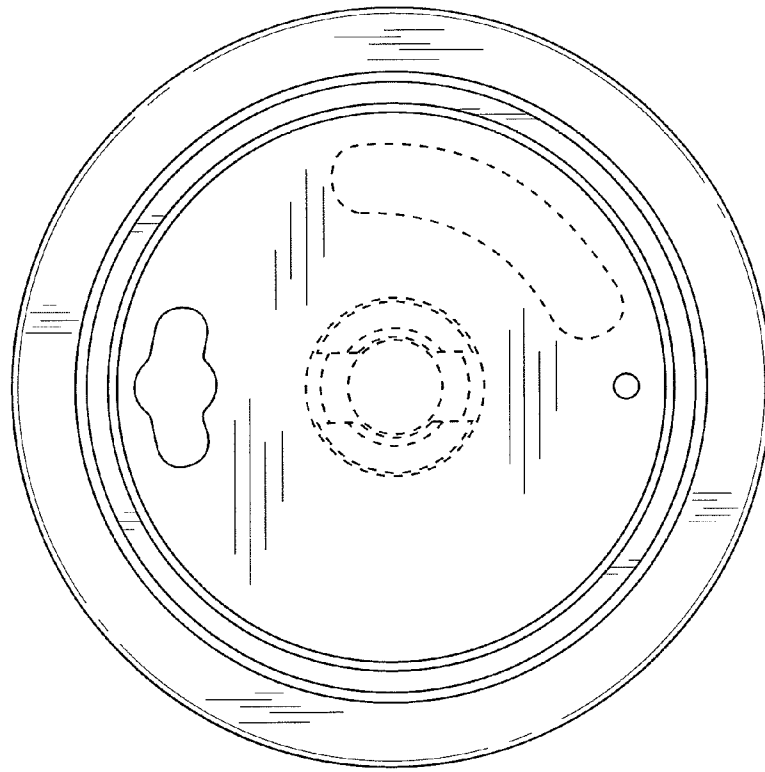


FIG. 3

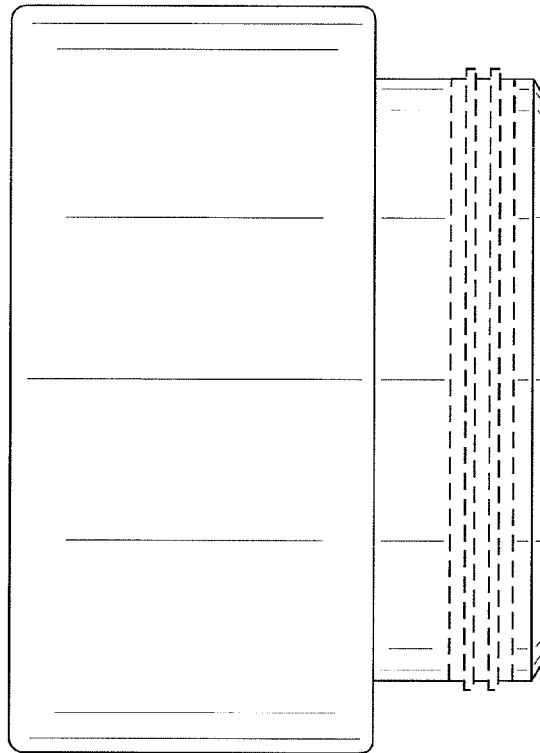


FIG. 4

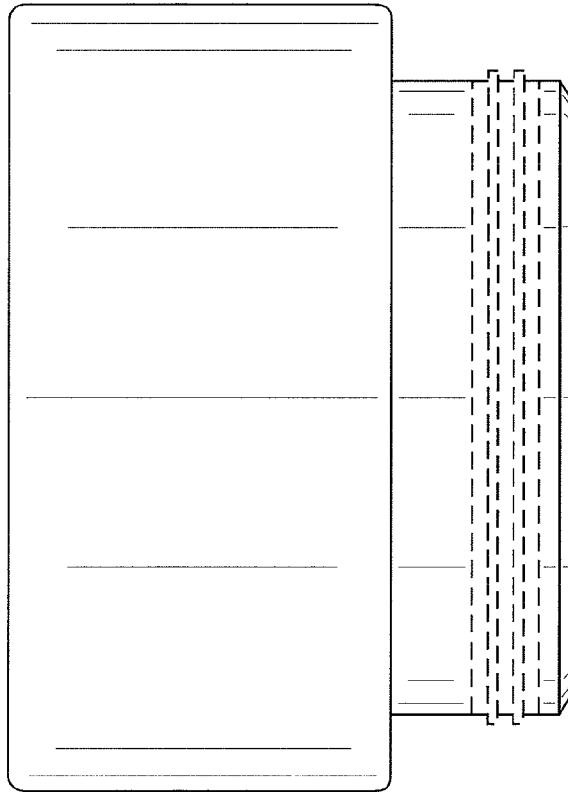


FIG. 5

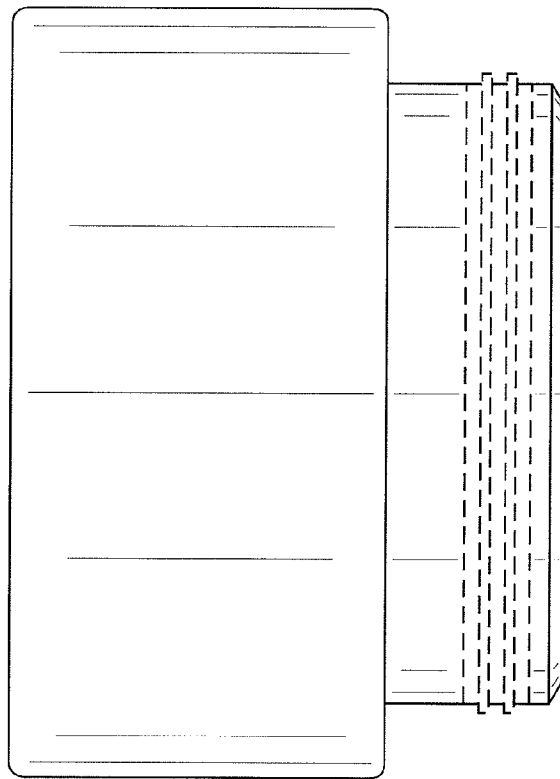


FIG. 6

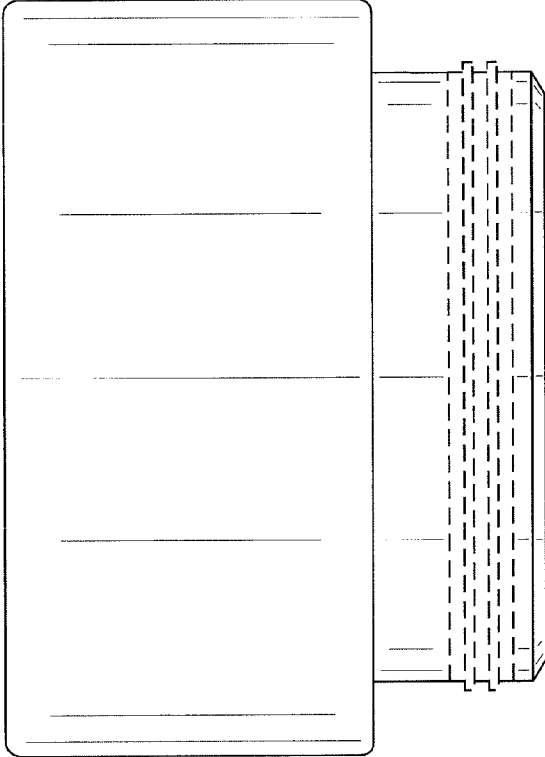


FIG. 7

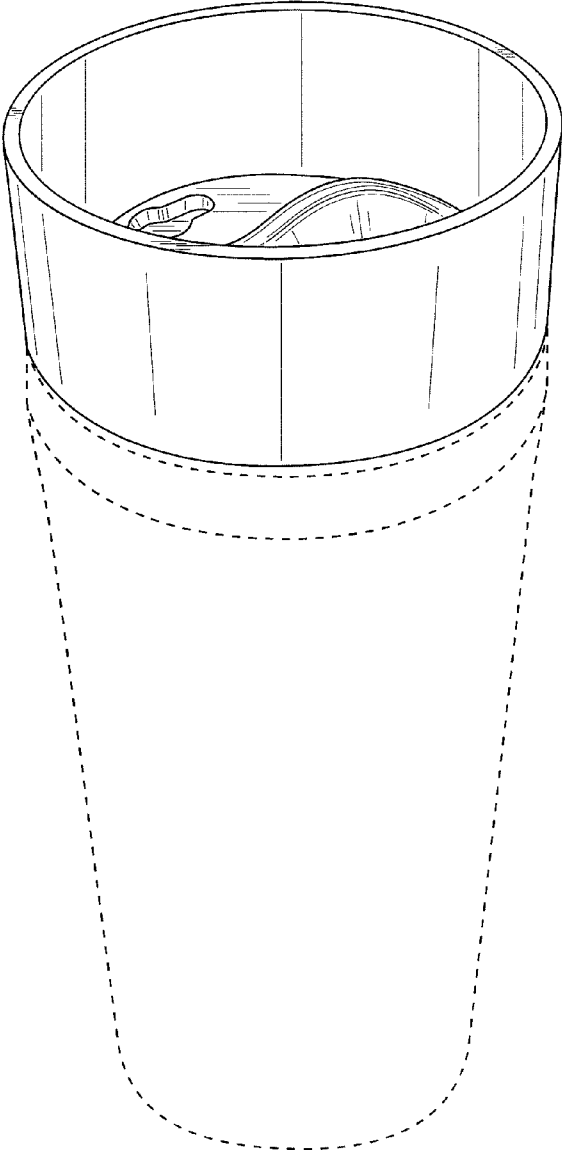


FIG. 8