



(51) International Patent Classification:
H04N 21/266 (2011.01)

(21) International Application Number:

PCT/KR2013/002731

(22) International Filing Date:

2 April 2013 (02.04.2013)

(25) Filing Language:

English

(26) Publication Language:

English

(30) Priority Data:

10-2012-0034582 3 April 2012 (03.04.2012) KR

(71) Applicant: **SAMSUNG ELECTRONICS CO., LTD.**
[KR/KR]; 129, Samsung-ro, Yeongtong-gu, Suwon-si,
Gyeonggi-do 443-742 (KR).

(72) Inventors: **POMETUN, sergey**; apt.8, Politechnichniy
Lane 3, Kyiv, 03055 (UA). **KOSHEL, Maksym**; apt.372,
Vyshnyakivska str. 7B, Kiev, 02140 (UA). **POLYAN-
OVSKIY, Nikolay**; apt.15, Soborna str. 52, Fastov city,
Kiev, 8500 (UA). **DOROGVTSEV, Dmitriy**; apt.70,
Koroliova str. 10, Kiev, 03148 (UA). **VOLKOVA, Svit-
lana**; apt.22, Polyovyi Lane 8, Kyiv, 03057 (UA).

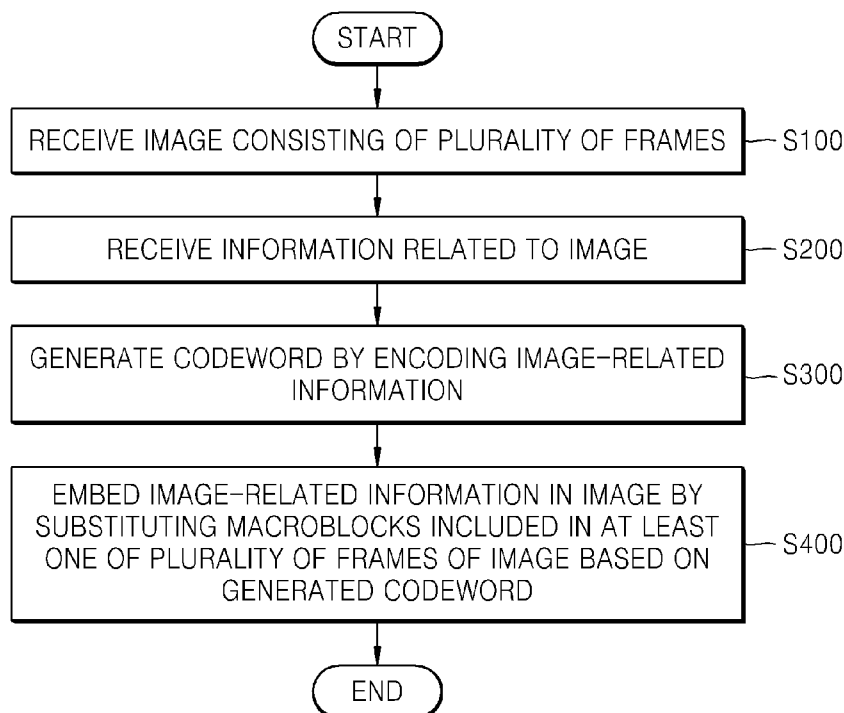
(74) Agent: **Y.P.LEE, MOCK & PARTNERS**; 12F Daelim
Acrotel, 13 Eonju-ro 30-gil, Gangnam-gu, Seoul 135-971
(KR).

(81) Designated States (unless otherwise indicated, for every
kind of national protection available): AE, AG, AL, AM,
AO, AT, AU, AZ, BA, BB, BG, BH, BN, BR, BW, BY,
BZ, CA, CH, CL, CN, CO, CR, CU, CZ, DE, DK, DM,
DO, DZ, EC, EE, EG, ES, FI, GB, GD, GE, GH, GM, GT,
HN, HR, HU, ID, IL, IN, IS, JP, KE, KG, KM, KN, KP,
KZ, LA, LC, LK, LR, LS, LT, LU, LY, MA, MD, ME,
MG, MK, MN, MW, MX, MY, MZ, NA, NG, NI, NO, NZ,
OM, PA, PE, PG, PH, PL, PT, QA, RO, RS, RU, RW, SC,
SD, SE, SG, SK, SL, SM, ST, SV, SY, TH, TJ, TM, TN,
TR, TT, TZ, UA, UG, US, UZ, VC, VN, ZA, ZM, ZW.

(84) Designated States (unless otherwise indicated, for every
kind of regional protection available): ARIPO (BW, GH,
GM, KE, LR, LS, MW, MZ, NA, RW, SD, SL, SZ, TZ,
UG, ZM, ZW), Eurasian (AM, AZ, BY, KG, KZ, RU, TJ,
TM), European (AL, AT, BE, BG, CH, CY, CZ, DE, DK,
EE, ES, FI, FR, GB, GR, HR, HU, IE, IS, IT, LT, LU, LV,
MC, MK, MT, NL, NO, PL, PT, RO, RS, SE, SI, SK, SM,
TR), OAPI (BF, BJ, CF, CG, CI, CM, GA, GN, GQ, GW,
ML, MR, NE, SN, TD, TG).

[Continued on next page]

(54) Title: METHOD AND APPARATUS FOR EMBEDDING IMAGE-RELATED INFORMATION IN IMAGE



(57) Abstract: A method of embedding image-related information in an image, the method including: receiving an image including a plurality of frames; receiving information related to the image; generating a codeword by encoding the image-related information; and embedding the image-related information in the image by substituting macroblocks included in at least one of the plurality of frames of the image based on the generated codeword.



Published:

— with international search report (Art. 21(3))

— before the expiration of the time limit for amending the claims and to be republished in the event of receipt of amendments (Rule 48.2(h))

Description

Title of Invention: METHOD AND APPARATUS FOR EMBEDDING IMAGE-RELATED INFORMATION IN IMAGE

Technical Field

- [1] Exemplary embodiments relate to a method and apparatus for embedding image-related information in an image, and more particularly, to a method and apparatus for embedding image-related information in an image by substituting macroblocks included in a frame of the image using the image-related information. In addition, exemplary embodiments relate to a method and apparatus for detecting image-related information from an image.

Background Art

- [2] The development of digital technology allows anyone to be able to easily use a great amount of digital multimedia data. Unlike analog information, a large amount of digital information can be copied without any loss in quality. This characteristic of the digital information may be a problem in terms of copyright protection.
- [3] As a countermeasure against this problem, a technology being discussed as a copyright protection method is insertion of a digital watermark or steganographic label.
- [4] Such a scheme of inserting a digital watermark prevents illegal copying of digital content and protects copyrights of the digital content by inserting an arbitrary encryption code predefined between transmission and reception parties of the digital content or a unique identification (ID) of a producer or user of the digital content.

Disclosure of Invention

Technical Problem

- [5] Conventional content distribution tracing and video watermarking schemes have problems in that video quality may be deteriorated and distortion may occur in a watermark when video undergoes a geometric change (rotation, cropping, reduction, etc.) or a temporal change (a change in fps, etc.).
- [6] In addition, it is complicated and difficult to perform a decoding or encoding process of watermarked content, and a plurality of watermarks cannot be embedded in video content in real-time.

Solution to Problem

- [7] Exemplary embodiments provide a method and apparatus for embedding image-related information in an image. Exemplary embodiments provide a method and apparatus for detecting image-related information from an image.
- [8] According to an aspect of an exemplary embodiment, there is provided a method of embedding image-related information in an image, the method including: receiving an

image consisting of a plurality of frames; receiving information related to the image; generating a codeword by encoding the image-related information; and embedding the image-related information in the image by substituting macroblocks included in at least one of a plurality of frames of the image based on the generated codeword.

Advantageous Effects of Invention

- [9] By substituting macroblocks in correspondence with codewords, it is possible to embed invisible information in content. In other words, compared with conventional watermarking schemes, it is possible to embed image-related information in an image while preventing deterioration of the image.
- [10] With the method of embedding image-related information according to an exemplary embodiment, robustness against image cropping, a size change, such as magnification/reduction, transcoding, cam-coding, and other distortions may be provided.
- [11] In addition, real-time processing of video can be performed on low-power devices, such as a digital television (DTV) and a telephone, without decompressing the video, and since original content does not have to be compared with information-embedded content, blind detection can be performed even though the original content is not available.

Brief Description of Drawings

- [12] FIG. 1 is a flowchart illustrating a method of embedding image-related information in an image, according to an exemplary embodiment.
- [13] FIG. 2 illustrates a codeword generated by encoding image-related information according to an exemplary embodiment.
- [14] FIG. 3 is a flowchart illustrating an operation of embedding image-related information in an image, according to an exemplary embodiment.
- [15] FIG. 4 is an image for describing substitution of macroblocks in an image in a Group of Pictures (GOP) unit, according to an exemplary embodiment.
- [16] FIG. 5 is a flowchart illustrating a method of detecting image-related information embedded in an image, according to an exemplary embodiment.
- [17] FIG. 6 is an image for describing allocation of a plurality of codewords to macroblocks and acquisition of a difference between the macroblocks based on the plurality of allocated codewords, according to an exemplary embodiment.
- [18] FIG. 7 is a flowchart illustrating an operation of acquiring a difference between the macroblocks, according to an exemplary embodiment.
- [19] FIG. 8 is a block diagram of an apparatus for embedding image-related information in an image, according to an exemplary embodiment.
- [20] FIG. 9 is a block diagram of an embedder of the apparatus of FIG. 8.
- [21] FIG. 10 is a block diagram of an apparatus for detecting image-related information

embedded in an image, according to an embodiment.

Best Mode for Carrying out the Invention

- [22] Exemplary embodiments provide a method and apparatus for embedding image-related information in an image. Exemplary embodiments provide a method and apparatus for detecting image-related information from an image.
- [23] According to an aspect of an exemplary embodiment, there is provided a method of embedding image-related information in an image, the method including: receiving an image consisting of a plurality of frames; receiving information related to the image; generating a codeword by encoding the image-related information; and embedding the image-related information in the image by substituting macroblocks included in at least one of a plurality of frames of the image based on the generated codeword.
- [24] The embedding of the image-related information in the image may include: allocating the generated codeword to a first frame of the plurality of frames of the image; and substituting at least one macroblock in the first frame for at least one corresponding macroblock in a second frame based on the allocated codeword.
- [25] The second frame may be a reference frame of the first frame.
- [26] The allocating of the generated codeword to the first frame of the plurality of frames of the image may include allocating each bit value of the codeword to each corresponding macroblock of the first frame.
- [27] The substituting of the at least one macroblock in the first frame for the at least one corresponding macroblock in the second frame based on the allocated codeword may include: acquiring a first macroblock for which a bit value of the allocated codeword is 1; acquiring a second macroblock corresponding to the first macroblock from the second frame; and substituting the first macroblock for the second macroblock.
- [28] According to another aspect of an exemplary embodiment, there is provided a method of detecting image-related information embedded in an image, the method including: receiving an image in which information related to the image is embedded; allocating each of a plurality of different codewords to a first frame of a plurality of frames included in the received image; and acquiring a difference between macroblocks included in the first frame and macroblocks included in a second frame for every codeword based on each of the codewords allocated to the first frame.
- [29] The method may further include: comparing a plurality of acquired differences with each other; and detecting the embedded image-related information based on a comparison result.
- [30] The allocating of each of the plurality of different codewords to the first frame may include allocating bit values of each of the plurality of different codewords allocated one-by-one to the macroblocks in the first frame, respectively, when the plurality of

different codewords are allocated one-by-one.

- [31] The acquiring of the difference between macroblocks for every codeword may include: acquiring macroblocks for which a bit value of an allocated codeword is 1 from the first frame as a first group; acquiring macroblocks corresponding to the acquired first group from the second frame as a second group; and acquiring a difference between the first group and the second group.
- [32] The difference may be acquired in correspondence with each of the plurality of different codewords and determined as a sum of energy values of differences between at least one macroblock included in the first group and at least one macroblock included in the second group.
- [33] The comparing of the plurality of acquired differences with each other may include comparing sums of energy values for every codeword with each other.
- [34] The detecting of the embedded image-related information based on the comparison result may include: detecting a codeword having a least sum of energy values from among a plurality of sums of energy values; and detecting the embedded image-related information from the detected codeword.
- [35] According to another aspect of an exemplary embodiment, there is provided an apparatus for embedding image-related information in an image, the apparatus including: an image receiver for receiving an image consisting of a plurality of frames; an information receiver for receiving information related to the image; a generator for generating a codeword by encoding the image-related information; and an embedder for embedding the image-related information in the image by substituting macroblocks included in at least one of a plurality of frames of the image based on the generated codeword.
- [36] The embedder may include: an allocator for allocating the generated codeword to a first frame of the plurality of frames of the image; and a substituter for substituting at least one macroblock in the first frame to at least one corresponding macroblock in a second frame based on the allocated codeword.
- [37] The allocator may allocate each bit value of the codeword to each corresponding macroblock of the first frame.
- [38] The substituter may include an acquirer for acquiring a first macroblock for which a bit value of the allocated codeword is 1 and acquiring a second macroblock corresponding to the first macroblock from the second frame, and the substituter may substitute the first macroblock for the second macroblock.
- [39] According to another aspect of exemplary embodiment, there is provided an apparatus for detecting image-related information embedded in an image, the apparatus including: an image receiver for receiving an image in which information related to the image is embedded; an allocator for allocating each of a plurality of different

codewords to a first frame of a plurality of frames included in the received image; and a difference acquirer for acquiring a difference between macroblocks in the first frame and macroblocks in a second frame for every codeword based on each of the codewords allocated to the first frame.

[40] The apparatus may further include: a comparator for comparing a plurality of acquired differences with each other; and a detector for detecting the embedded image-related information based on a comparison result.

[41] The allocator may allocate bit values of each of the plurality of different codewords allocated one-by-one to the macroblocks in the first frame, respectively, when the plurality of different codewords are allocated one-by-one.

[42] The difference acquirer may acquire macroblocks for which a bit value of an allocated codeword is 1 from the first frame as a first group, acquire macroblocks corresponding to the acquired first group from the second frame as a second group, and acquire a difference between the first group and the second group.

[43] The difference may be acquired in correspondence with each of the plurality of different codewords and determined as a sum of energy values of differences between at least one macroblock in the first group and at least one macroblock in the second group.

[44] The comparator may compare sums of energy values for every codeword with each other.

[45] The detector may detect a codeword having a least sum of energy values from among a plurality of sums of energy values and detect the embedded image-related information from the detected codeword.

[46] According to another aspect of an exemplary embodiment, there is provided a computer-readable recording medium storing a computer-readable program for executing the methods described above.

Mode for the Invention

[47] The terms used in the specification will be schematically described, and then, will be described in detail.

[48] Although general terms as currently used are selected as the terms in the exemplary embodiments while taking functions in the exemplary embodiments into account, they may vary according to an intention of those of ordinary skill in the art, judicial precedents, or the appearance of new technology. In addition, in specific cases, terms intentionally selected by the applicant may be used, and in this case, the meaning of the terms will be disclosed in the corresponding description of the exemplary embodiments. Accordingly, the terms used in the exemplary embodiments should be defined not by simple names of the terms but by the meaning of the terms and the

content over the exemplary embodiments.

- [49] In the specification, when a certain part "includes" a certain component, this indicates that the part may further include another component instead of excluding another component unless there is no different disclosure. In addition, the term, such as "...unit" or "module," disclosed in the specification indicates a unit for processing at least one function or operation, and this may be implemented by hardware, software, or a combination of them.
- [50] Hereinafter, exemplary embodiments will be described in detail with reference to the accompanying drawings so that those of ordinary skill in the art may easily realize the exemplary embodiments. However, the exemplary embodiments may be embodied in many different forms and should not be construed as being limited to the embodiments set forth herein. In the drawings, parts irrelevant to the description are omitted to clearly describe the exemplary embodiments, and like reference numerals denote like elements throughout the specification.
- [51] Expressions such as "at least one of," when preceding a list of elements, modify the entire list of elements and do not modify the individual elements of the list.
- [52] Conventional content distribution tracing and video watermarking schemes have problems in that video quality may be deteriorated and distortion may occur in a watermark when video undergoes a geometric change (rotation, cropping, reduction, etc.) or a temporal change (a change in fps, etc.).
- [53] In addition, it is complicated and difficult to perform a decoding or encoding process of watermarked content, and a plurality of watermarks cannot be embedded in video content in real-time.
- [54] FIG. 1 is a flowchart illustrating a method of embedding image-related information in an image, according to an exemplary embodiment.
- [55] Referring to FIG. 1, the method may include receiving an image consisting of a plurality of frames (operation S100), receiving information related to the image (operation S200), and generating a codeword by encoding the image-related information (operation S300). In addition, the method may include embedding the image-related information in the image by substituting macroblocks included in at least one of a plurality of frames of the image based on the generated codeword (operation S400).
- [56] The image consisting of a plurality of frames in operation S100 may be an image including the plurality of frames in a Group Of Pictures (GOP) unit.
- [57] The image-related information according to an embodiment may include at least one of copyright information, image copy/non-copy information, and image distribution information.
- [58] The codeword according to an embodiment may be generated in a bit string form

longer than bits including the image-related information.

[59] FIG. 2 illustrates a codeword 202 generated by encoding image-related information 201 according to an exemplary embodiment.

[60] For example, if the image-related information 201 is represented with 6 bits of 010010, the image-related information 201 may be encoded by an encoder (not shown) in a long bit string form. For example, the image-related information 201 having 6 bits of 010010 may be encoded to the codeword 202 in a form of 010010101.... This long bit string may be a bit string having an infinite length.

[61] Thus, for 26 different pieces of image-related information, there may be 26 codewords. In other words, each of the codewords may be encoded in a long bit string form.

[62] The number of bits in a codeword may be the same as the number of macroblocks in a frame of an image, for example, 8160 for High Definition (HD) and 3600 for Standard Definition (SD).

[63] FIG. 3 is a flowchart illustrating an operation of embedding image-related information in an image, according to an exemplary embodiment. FIG. 4 is an image for describing substitution of macroblocks in an image in a GOP unit, according to an exemplary embodiment.

[64] Referring to FIG. 3, the embedding of the image-related information in the image (operation S400) may include allocating the generated codeword to a first frame of the plurality of frames of the image (operation S401), and substituting at least one macroblock in the first frame for at least one corresponding macroblock in a second frame based on the allocated codeword (operation S402).

[65] The second frame according to an exemplary embodiment may be a previous frame of the first frame. In addition, the second frame may be a reference frame of the first frame. In addition, the first frame may be a final frame of the plurality of frames included in the image in a GOP unit. For example, the second frame may be a previous frame of the final frame.

[66] The reference frame may be a frame decoded immediately before the first frame. For example, a subsequent frame may be formed based on a reference frame in an H.264 encoding/decoding operation. In other words, a previously formed frame may be decoded and used as a reference to form a future frame in the encoding/decoding operation, and this previously formed frame may be a reference frame.

[67] The allocating of the generated codeword to the first frame of the plurality of frames of the image (operation S401) may include allocating each bit value of the codeword to every macroblock in the first frame.

[68] Referring to FIG. 4, bit values of the generated codeword may be allocated to macroblocks included in one of the plurality of frames one-by-one. For example, bit values

of a codeword generated in a form of 010010101... may be sequentially allocated from the top to macroblocks in a first frame 40n of a GOP.

[69] The substituting of the at least one macroblock in the first frame for the at least one corresponding macroblock in the second frame based on the allocated codeword (operation S402) may include acquiring a first macroblock for which a bit value of the allocated codeword is 1, acquiring a second macroblock corresponding to the first macroblock from the second frame, and substituting the first macroblock for the second macroblock.

[70] Referring to FIG 4, macroblocks in the first frame 40n for which a bit value of an allocated codeword is 1 may be substituted for macroblocks at corresponding locations in a second frame 40n-1.

[71] Such substitution of macroblocks may allow the image-related information to be embedded in the image.

[72] FIG. 5 is a flowchart illustrating a method of detecting image-related information embedded in an image, according to an exemplary embodiment.

[73] Referring to FIG. 5, the method may include receiving an image in which information related to the image is embedded (operation S500), allocating each of a plurality of different codewords to a first frame of a plurality of frames included in the received image (operation S600), and acquiring a difference between macroblocks in the first frame and macroblocks in a second frame for every codeword based on each of the codewords allocated to the first frame (operation S700).

[74] The method may further include comparing a plurality of acquired differences with each other (operation S800) and detecting the embedded image-related information based on a comparison result (operation S900).

[75] The second frame according to an exemplary embodiment may be a previous frame of the first frame. For example, the second frame may be a reference frame of the first frame. The reference frame may be a frame decoded immediately before the first frame.

[76] The image-related information may include at least one of copyright information, image copy/non-copy information, and image distribution information.

[77] The allocating of each of a plurality of different codewords to the first frame (operation S600) may include allocating bit values of each of the plurality of different codewords allocated one-by-one to the macroblocks in the first frame, respectively, when the plurality of different codewords are allocated one-by-one. As described above, allocating of bit values of a codeword to macroblocks, respectively, may include allocating bit values of the codeword to macroblocks in the first frame, respectively.

[78] The first frame may be a final frame of the plurality of frames included in the image

in a GOP unit. In addition, the second frame may be a previous frame of the final frame.

[79] FIG. 6 is an image for describing allocation of a plurality of codewords to macroblocks and acquisition of a difference between the macroblocks based on the plurality of allocated codewords, according to an exemplary embodiment.

[80] Referring to FIG. 6, each of a plurality of different codewords may be allocated to a first frame. The plurality of different codewords may be generated by a seed-based pseudo-random generator. The seed-based pseudo-random generator may include, for example, a linear feedback shift register. However, it is noted that the generation of the codewords is not limited to the use of the seed-based pseudo-random generator and other devices and/or methods may be used.

[81] FIG. 7 is a flowchart illustrating an operation of acquiring a difference between the macroblocks, according to an exemplary embodiment.

[82] Referring to FIG. 7, the acquiring of the difference between the macroblocks for every codeword (operation S700) may include acquiring macroblocks for which a bit value of an allocated codeword is 1 from the first frame as a first group (operation S701), acquiring macroblocks corresponding to the acquired first group from the second frame as a second group (operation S702), and acquiring a difference between the first group and the second group (operation S703).

[83] The difference may be acquired in correspondence with each of the plurality of different codewords and determined as a sum of energy values of differences between at least one macroblock in the first group and at least one macroblock in the second group.

[84] Referring back to FIG. 6, a difference S1 between macroblocks in a frame 40n to which a codeword of 0000000001... is allocated and macroblocks in a reference frame (e.g., a frame 40n-1) may be acquired. For example, for the frame 40n to which the codeword of 0000000001... is allocated, the difference S1 between macroblocks in a first frame for which an allocated bit value is 1 and macroblocks at corresponding locations in a second frame may be acquired.

[85] In the same manner, a difference S2 between macroblocks in the frame 40n to which a codeword of 0100101101... is allocated and macroblocks in its reference frame (e.g., the frame 40n-1) may be acquired. Likewise, for a plurality of codewords, differences S1 and S2 to Sk between macroblocks (in the frame 40n and the frame 40n-1) may be acquired.

[86] The difference between macroblocks may include a pixel value difference between the macroblocks in the first frame and corresponding macroblocks in the second frame, and this difference may be acquired for every allocated codeword.

[87] In other words, the difference may be determined as a sum of energy values of dif-

ferences between at least one macroblock in the first frame for which an allocated bit value is 1 and at least one macroblock at corresponding locations in the second frame. For example, an energy value may include a statistical mean value of pixel values. An energy value may include a mean value of pixel values of a macroblock in the first group and pixel values of a macroblock in the second group.

- [88] The comparing of the plurality of acquired differences with each other (operation S800) may include comparing the differences S1 and S2 to Sk determined for the codewords with each other. In other words, the comparing of the plurality of acquired differences with each other (operation S800) may include comparing sums of energy values determined for the codewords with each other. For example, the comparing of the plurality of acquired differences with each other (operation S800) may include comparing sums of energy values determined in correspondence with allocated codewords with each other. In other words, the comparing of the plurality of acquired differences with each other (operation S800) may include comparing the differences S1 and S2 to Sk between frames with each other.
- [89] The detecting of the embedded image-related information based on a comparison result (operation S900) may include detecting a codeword having a least sum of energy values from among a plurality of sums of energy values and detecting the embedded image-related information from the detected codeword.
- [90] For example, a codeword identical to a codeword used in an embedding operation from among the plurality of different codewords may have a least value as an inter-frame difference. Preferably, the least value may be zero because macroblocks in the first frame for which an allocated bit value is 1 are identical to macroblocks at corresponding locations in the second frame.
- [91] Thus, the detecting of the codeword having a least sum of energy values from among the plurality of sums of energy values may include detecting a codeword for which the determined differences S1 and S2 to Sk have a small value. Preferably, the detecting of the codeword having a least sum of energy values from among the plurality of sums of energy values may include detecting a codeword for which the determined differences S1 and S2 to Sk have the least value.
- [92] The detecting of the embedded image-related information from the detected codeword may include detecting image-related information by decoding the detected codeword.
- [93] FIG. 8 is a block diagram of an apparatus 800 for embedding image-related information in an image, according to an exemplary embodiment.
- [94] The apparatus 800 may include an image receiver 801 for receiving an image consisting of a plurality of frames, an information receiver 802 for receiving information related to the image, a generator 803 for generating a codeword by encoding

the image-related information, and an embedder 804 for embedding the image-related information in the image by substituting macroblocks included in at least one of a plurality of frames of the image based on the generated codeword.

[95] The image-related information may include at least one of copyright information, image copy/non-copy information, and image distribution information. In addition, the codeword may be generated in a bit string form longer than bits including the image-related information.

[96] FIG. 9 is a block diagram of the embedder 804 of the apparatus 800 of FIG. 8.

[97] The embedder 804 may include an allocator 901 for allocating the generated codeword to a first frame of the plurality of frames of the image and a substituter 902 for substituting at least one macroblock in the first frame for at least one corresponding macroblock in a second frame based on the allocated codeword.

[98] The second frame may be a previous frame of the first frame. In addition, the second frame may be a reference frame of the first frame. For example, the reference frame may be a frame decoded immediately before the first frame.

[99] The first frame may be a final frame of the plurality of frames included in the image in a GOP unit. For example, the second frame may be a previous frame of the final frame.

[100] The allocator 901 may allocate each bit value of the codeword to each corresponding macroblock of the first frame.

[101] The substituter 902 may include an acquirer 9021 for acquiring a first macroblock for which a bit value of the allocated codeword is 1 and acquiring a second macroblock corresponding to the first macroblock from the second frame. In addition, the substituter 902 may substitute the first macroblock for the second macroblock.

[102] FIG. 10 is a block diagram of an apparatus 1000 for detecting image-related information embedded in an image, according to an exemplary embodiment.

[103] The apparatus 1000 may include an image receiver 1001 for receiving an image in which information related to the image is embedded, an allocator 1002 for allocating each of a plurality of different codewords to a first frame of a plurality of frames included in the received image, and a difference acquirer 1003 for acquiring a difference between macroblocks in the first frame and macroblocks in a second frame for every codeword based on each of the codewords allocated to the first frame.

[104] The apparatus 1000 may further include a comparator 1004 for comparing a plurality of acquired differences with each other and a detector 1005 for detecting the embedded image-related information based on a comparison result.

[105] The second frame may be a previous frame of the first frame. In addition, the second frame may be a reference frame of the first frame. For example, the reference frame may be a frame decoded immediately before the first frame.

- [106] The image-related information may include at least one of copyright information, image copy/non-copy information, and image distribution information.
- [107] The allocator 1002 may allocate bit values of each of the plurality of different codewords allocated one-by-one to the macroblocks in the first frame, respectively, when the plurality of different codewords are allocated one-by-one.
- [108] The first frame may be a final frame of the plurality of frames included in the image in a GOP unit. In addition, the second frame may be a previous frame of the final frame.
- [109] The difference acquirer 1003 may acquire macroblocks for which a bit value of an allocated codeword is 1 from the first frame as a first group, acquire macroblocks corresponding to the acquired first group from the second frame as a second group, and acquire a difference between the first group and the second group.
- [110] The difference may be acquired in correspondence with each of the plurality of different codewords. In addition the difference may be determined as a sum of energy values of differences between at least one macroblock in the first group and at least one macroblock in the second group.
- [111] The comparator 1004 may compare sums of energy values for every codeword allocated from among the plurality of different codewords with each other.
- [112] The detector 1005 may detect a codeword having a least sum of energy values from among a plurality of sums of energy values and detect the embedded image-related information from the detected codeword.
- [113] As a reference, components performing similar functions in the apparatus 800 of FIG. 8 and the apparatus 1000 of FIG. 10 may correspond to each other. For example, the image receiver 801 of the apparatus 800 of FIG. 8 may correspond to the image receiver 1001 of the apparatus 1000 of FIG. 10. In addition, the allocator 901 of the apparatus 800 of FIG. 8 may correspond to the allocator 1002 of the apparatus 1000 of FIG. 10.
- [114] The methods described above may be applied to the apparatuses 800 and 1000, respectively. Thus, the descriptions of the methods are not repeated in the description of the apparatuses 800 and 1000.
- [115] The embedding method and the embedded information detecting method according to exemplary embodiments provide several advantages such as those discussed below but are not limited thereto.
- [116] By substituting macroblocks in correspondence with codewords, it is possible to embed invisible information in content. In other words, compared with conventional watermarking schemes, it is possible to embed image-related information in an image while preventing deterioration of the image.
- [117] With the method of embedding image-related information according to an exemplary

embodiment, robustness against image cropping, a size change, such as magnification/reduction, transcoding, cam-coding, and other distortions may be provided.

[118] In addition, real-time processing of video can be performed on low-power devices, such as a digital television (DTV) and a telephone, without decompressing the video, and since original content does not have to be compared with information-embedded content, blind detection can be performed even though the original content is not available.

[119] The exemplary embodiments can be written as computer programs and can be implemented in general-use digital computers that execute the programs using a computer-readable recording medium. Examples of the computer-readable recording medium include but are not limited to storage media such as magnetic storage media (e.g., ROM, floppy disks, hard disks, etc.), optical recording media (e.g., CD-ROMs, or DVDs), and carrier waves (e.g., transmission through the Internet).

[120] While the inventive concept has been particularly shown and described with reference to exemplary embodiments thereof, it will be understood by those of ordinary skill in the art that various changes in form and details may be made therein without departing from the spirit and scope of the present inventive concept as defined by the following claims. The exemplary embodiments should be considered in descriptive sense only and not for purposes of limitation. Therefore, the scope of the inventive concept is defined not by the detailed description of the exemplary embodiments but by the appended claims, and all differences within the scope will be construed as being included in the inventive concept.

Claims

- [Claim 1] A method of embedding image-related information in an image, the method comprising:
receiving an image comprising a plurality of frames;
receiving information related to the image;
generating a codeword by encoding the image-related information; and
embedding the image-related information in the image by substituting macroblocks included in at least one of the plurality of frames of the image based on the generated codeword.
- [Claim 2] The method of claim 1, wherein the image-related information includes at least one of copyright information, image copy/non-copy information, and image distribution information.
- [Claim 3] The method of claim 1, wherein the embedding of the image-related information in the image comprises:
allocating the generated codeword to a first frame of the plurality of frames of the image; and
substituting at least one macroblock in the first frame for at least one corresponding macroblock in a second frame based on the allocated codeword, wherein the second frame is a reference frame of the first frame.
- [Claim 4] The method of claim 3, wherein the first frame is a final frame of the plurality of frames included in the image in a Group of Pictures (GOP) unit.
- [Claim 5] The method of claim 3, wherein the allocating of the generated codeword to the first frame of the plurality of frames of the image comprises allocating each bit value of the codeword to each corresponding macroblock of the first frame.
- [Claim 6] The method of claim 5, wherein the substituting of the at least one macroblock in the first frame for the at least one corresponding macroblock in the second frame based on the allocated codeword comprises:
acquiring a first macroblock for which a bit value of the allocated codeword is 1;
acquiring a second macroblock corresponding to the first macroblock from the second frame; and
substituting the first macroblock for the second macroblock.
- [Claim 7] A method of detecting image-related information embedded in an

image, the method comprising:

receiving the image in which the image-related information is embedded;

allocating each of a plurality of different codewords to a first frame of a plurality of frames included in the received image;

acquiring a difference between macroblocks in the first frame and macroblocks in a second frame for every codeword based on each of the codewords allocated to the first frame;

comparing a plurality of acquired differences with each other; and

detecting the embedded image-related information based on a comparison result,

wherein the second frame is a reference frame of the first frame.

[Claim 8] The method of claim 7, wherein the image-related information includes at least one of copyright information, image copy/non-copy information, and image distribution information.

[Claim 9] The method of claim 7, wherein the allocating of each of the plurality of different codewords to the first frame comprises allocating bit values of each of the plurality of different codewords allocated one-by-one to the macroblocks in the first frame, respectively, when the plurality of different codewords are allocated one-by-one, wherein the first frame is a final frame of the plurality of frames included in the image in a Group of Pictures (GOP) unit.

[Claim 10] The method of claim 9, wherein the acquiring of the difference between macroblocks for every codeword comprises:
acquiring macroblocks for which a bit value of an allocated codeword is 1 from the first frame as a first group;
acquiring macroblocks corresponding to the acquired first group from the second frame as a second group; and
acquiring a difference between the first group and the second group, wherein the difference is acquired in correspondence with each of the plurality of different codewords and is determined as a sum of energy values of differences between at least one macroblock in the first group and at least one macroblock in the second group.

[Claim 11] The method of claim 10, wherein the comparing of the plurality of acquired differences with each other comprises comparing sums of energy values for every codeword with each other.

[Claim 12] The method of claim 11, wherein the detecting of the embedded image-related information based on the comparison result comprises:

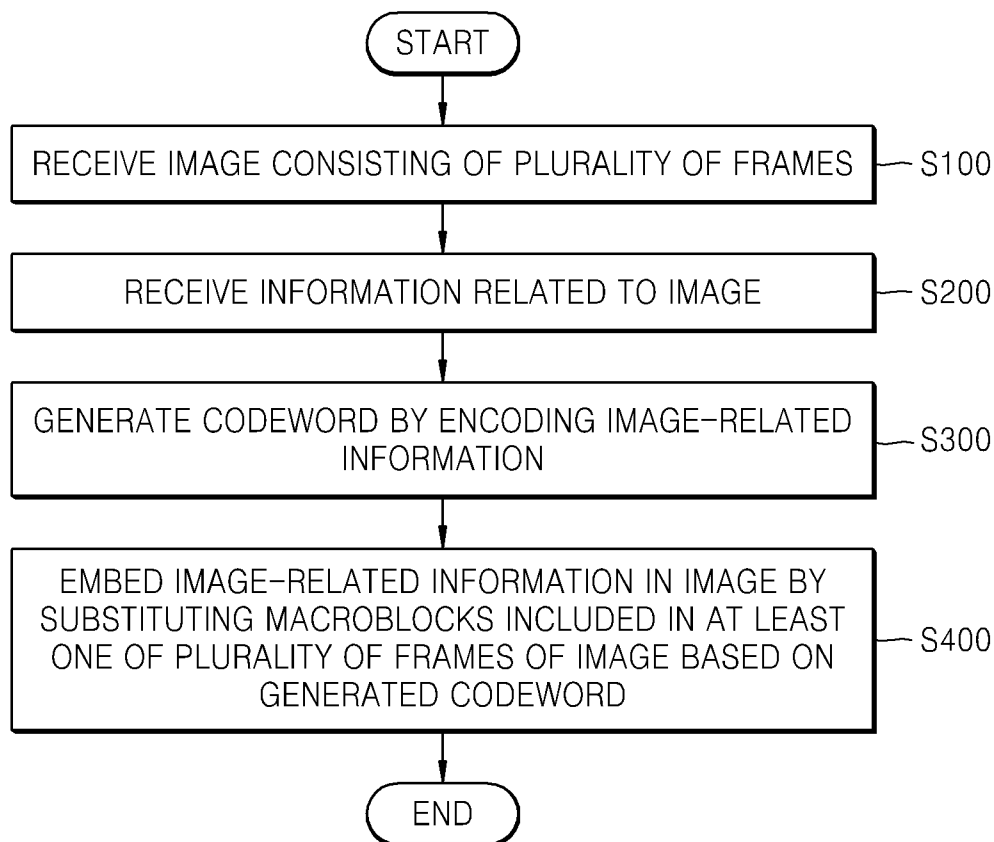
detecting a codeword having a least sum of energy values from among a plurality of sums of energy values; and
detecting the embedded image-related information from the detected codeword.

[Claim 13] An apparatus for embedding image-related information in an image, the apparatus comprising:
an image receiver which receives an image consisting of a plurality of frames;
an information receiver which receives information related to the image;
a generator which generates a codeword by encoding the image-related information; and
an embedder which embeds the image-related information in the image by substituting macroblocks included in at least one of the plurality of frames of the image based on the generated codeword.

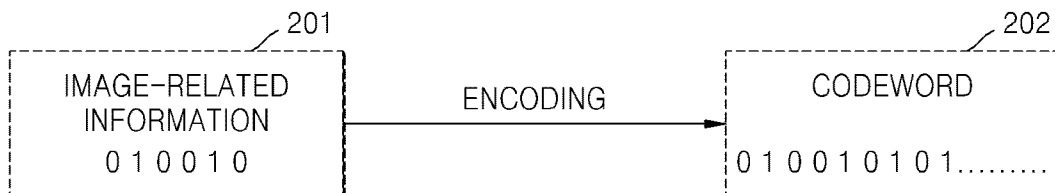
[Claim 14] An apparatus for detecting image-related information embedded in an image, the apparatus comprising:
an image receiver which receives an image in which information related to the image is embedded;
an allocator which allocates each of a plurality of different codewords to a first frame of a plurality of frames included in the received image;
a difference acquirer which acquires a difference between macroblocks in the first frame and macroblocks in a second frame for every codeword based on each of the codewords allocated to the first frame;
a comparator which compares a plurality of acquired differences with each other; and
a detector which detects the embedded image-related information based on a comparison result,
wherein the second frame is a reference frame of the first frame.

[Claim 15] A non-transitory computer-readable recording medium storing a computer-readable program for executing the method of claim 1.

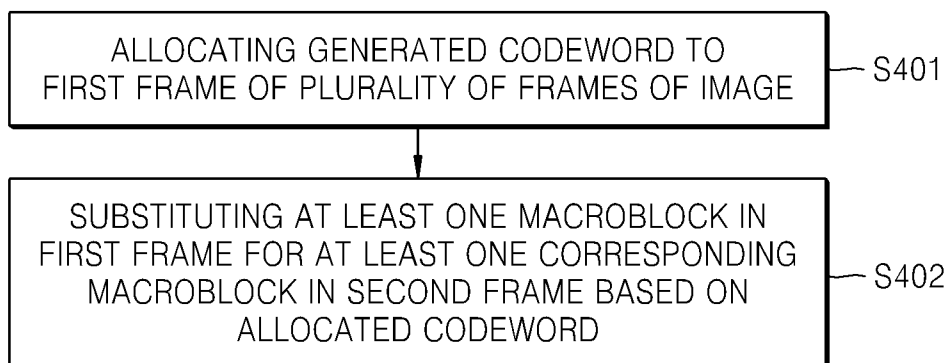
[Fig. 1]



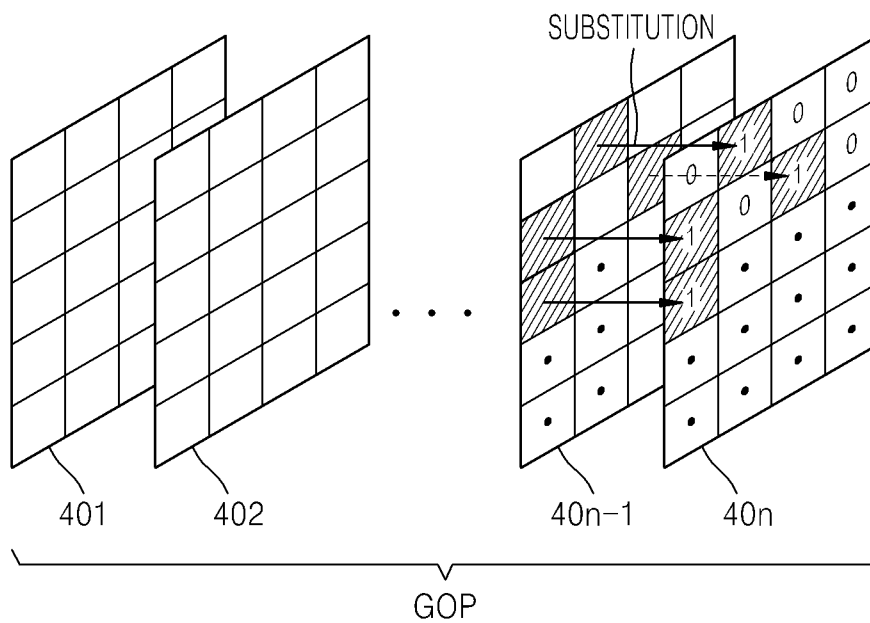
[Fig. 2]



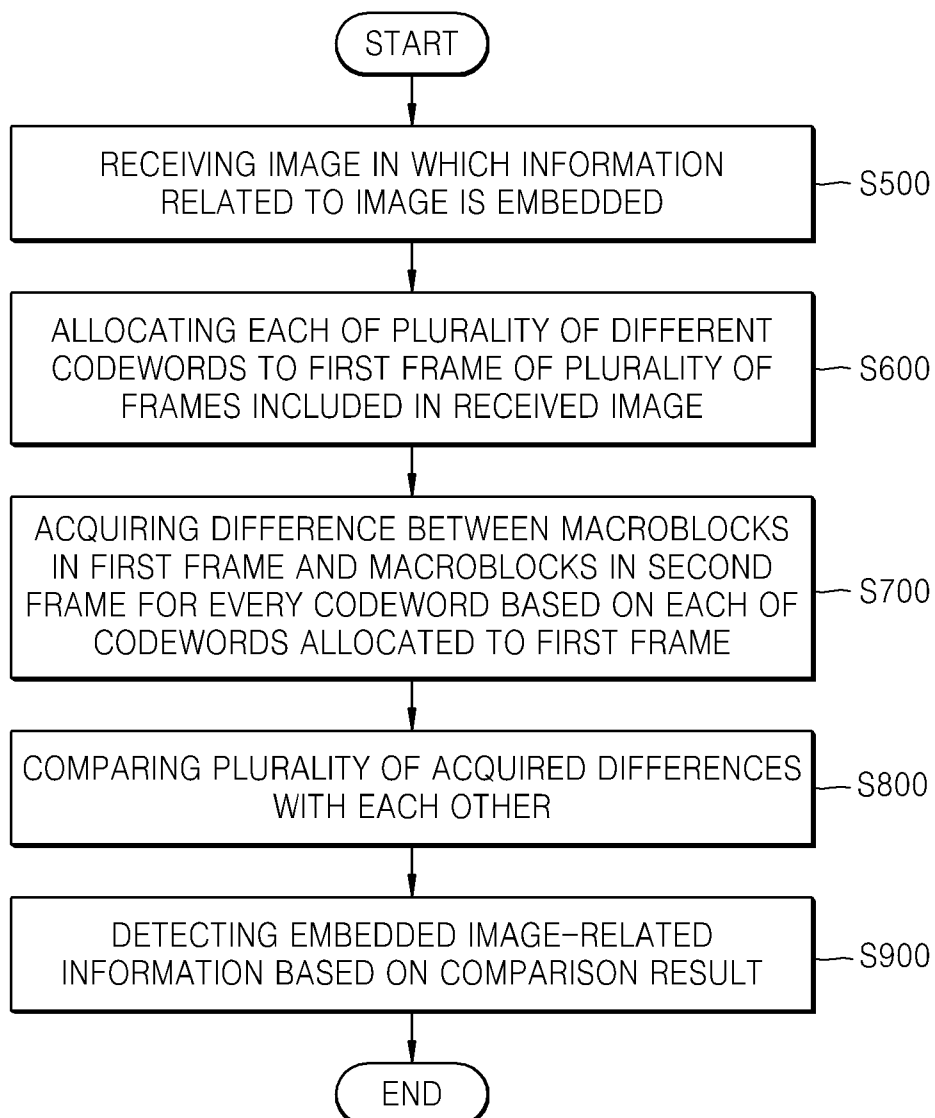
[Fig. 3]



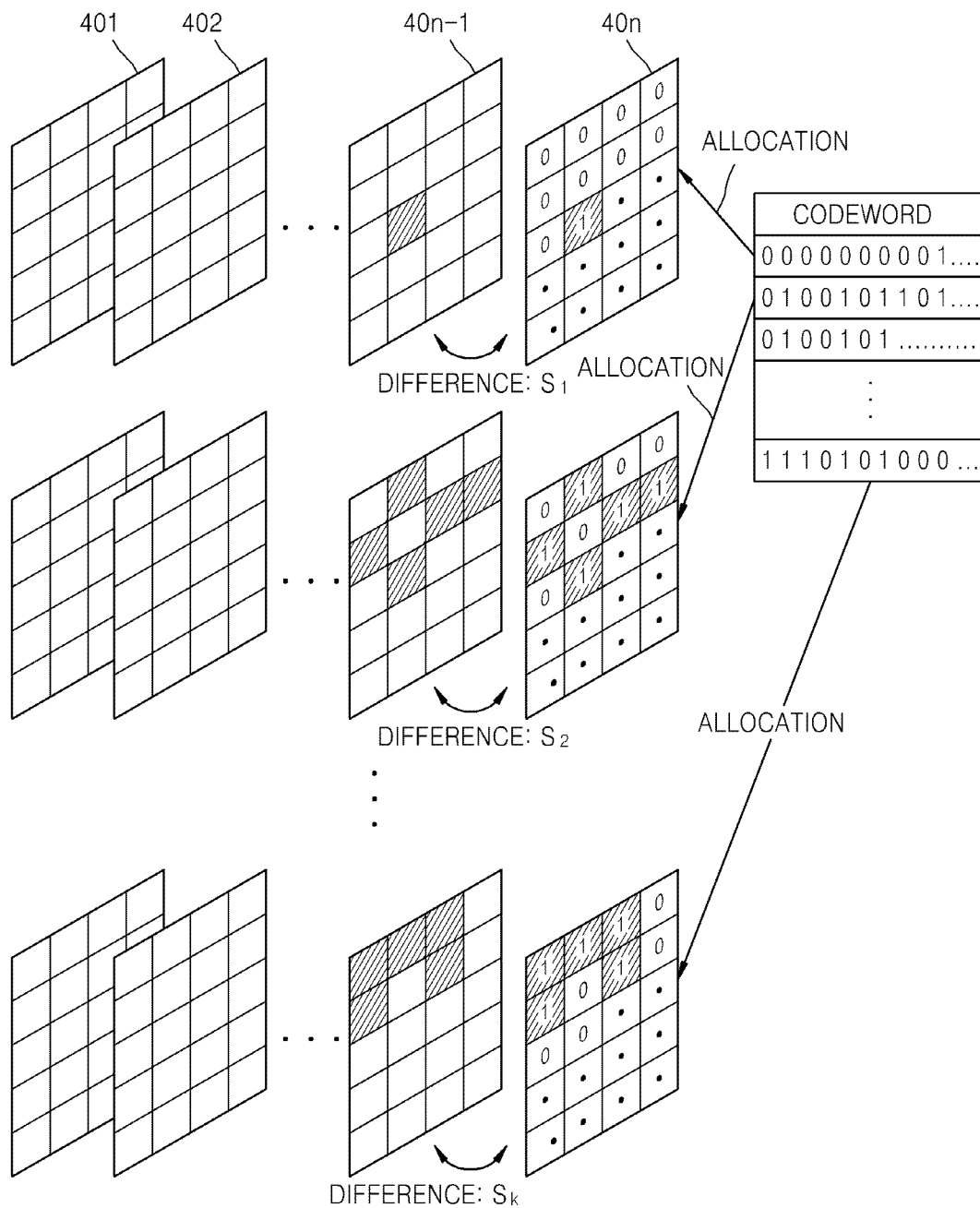
[Fig. 4]



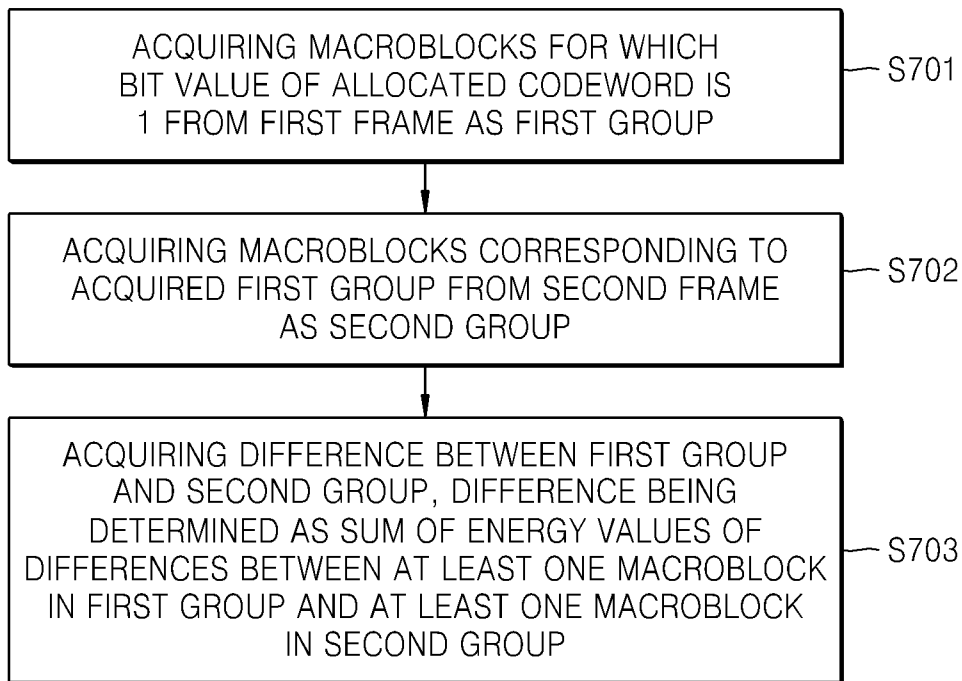
[Fig. 5]



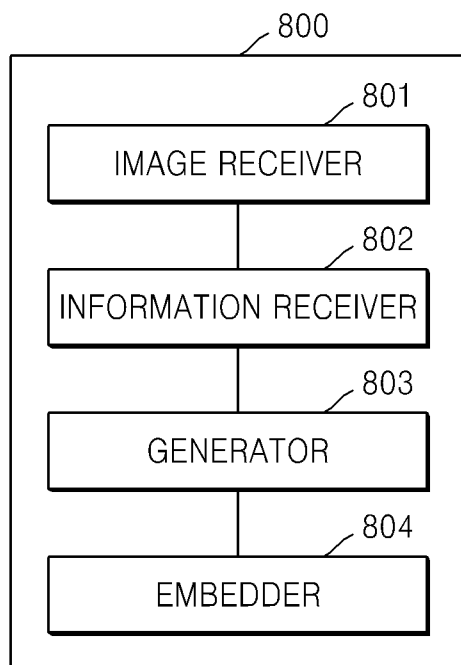
[Fig. 6]



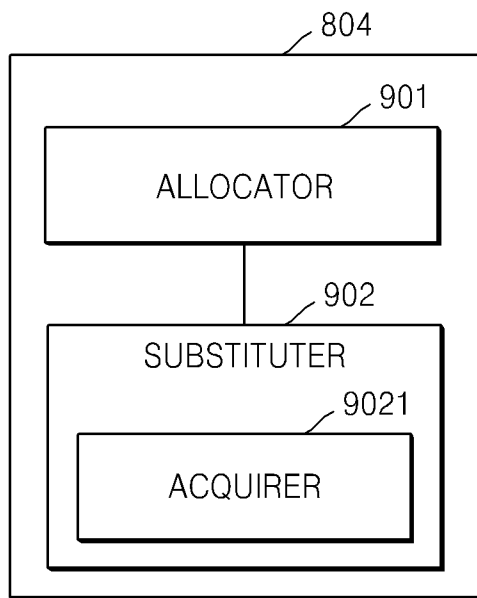
[Fig. 7]



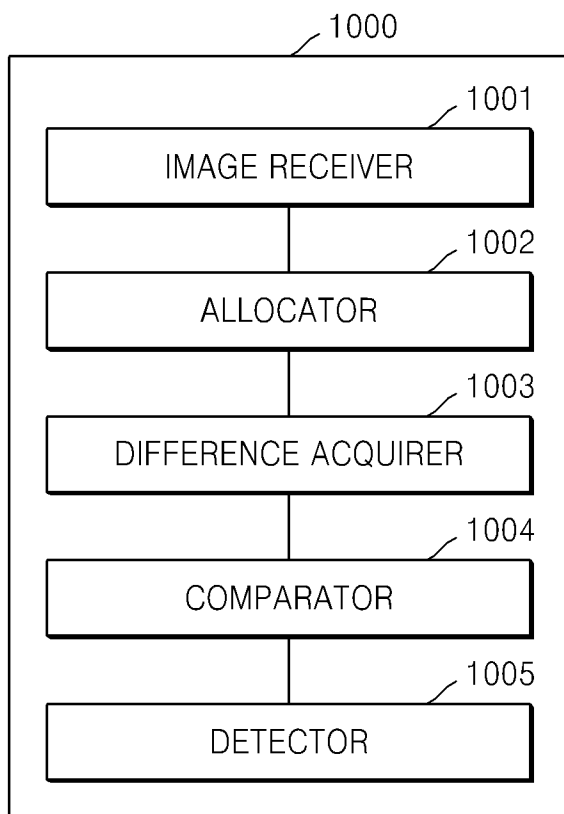
[Fig. 8]



[Fig. 9]



[Fig. 10]



INTERNATIONAL SEARCH REPORT

International application No.
PCT/KR2013/002731**A. CLASSIFICATION OF SUBJECT MATTER****H04N 21/266(2011.01)i**

According to International Patent Classification (IPC) or to both national classification and IPC

B. FIELDS SEARCHED

Minimum documentation searched (classification system followed by classification symbols)

H04N 21/266; G06K 9/36; H04N 7/26; H04N 7/12; G06K 9/00; H04N 21/8358

Documentation searched other than minimum documentation to the extent that such documents are included in the fields searched

Korean utility models and applications for utility models

Japanese utility models and applications for utility models

Electronic data base consulted during the international search (name of data base and, where practicable, search terms used)

eKOMPASS(KIPO internal) & Keywords: embedding, detecting, watermark, frame, codeword, macroblock, substitution, and similar terms.**C. DOCUMENTS CONSIDERED TO BE RELEVANT**

Category*	Citation of document, with indication, where appropriate, of the relevant passages	Relevant to claim No.
X	US 6208745 B1 (FLORENCIO, DINEI A. et al.) 27 March 2001 See column 1, lines 13-17, column 3, line 14 - column 8, line 27; figures 1-3; and claim 1.	1-4, 13, 15
A		5-12, 14
A	US 2011-0228972 A1 (NAKAMURA, TAKAO et al.) 22 September 2011 See paragraphs [0428]-[0432]; figures 1A-2B; and claim 1.	1-15
A	US 2008-0112490 A1 (KAMIJO, KOICHI et al.) 15 May 2008 See paragraphs [0003]-[0008], [0019]-[0028]; figures 1-2, 4-5; and claims 1, 6-7.	1-15
A	KR 10-2008-0105184 A (MMCHIPS CO., LTD.) 4 December 2008 See paragraphs [0056]-[0065]; figure 5-6; and claims 1-3.	1-15
A	US 2010-0172539 A1 (SUGIMOTO, KAZUO et al.) 8 July 2010 See paragraphs [0015]-[0016], [0024]-[0030]; figures 1, 4; and claim 1.	1-15



Further documents are listed in the continuation of Box C.



See patent family annex.

* Special categories of cited documents:

"A" document defining the general state of the art which is not considered to be of particular relevance

"E" earlier application or patent but published on or after the international filing date

"L" document which may throw doubts on priority claim(s) or which is cited to establish the publication date of citation or other special reason (as specified)

"O" document referring to an oral disclosure, use, exhibition or other means

"P" document published prior to the international filing date but later than the priority date claimed

"T" later document published after the international filing date or priority date and not in conflict with the application but cited to understand the principle or theory underlying the invention

"X" document of particular relevance; the claimed invention cannot be considered novel or cannot be considered to involve an inventive step when the document is taken alone

"Y" document of particular relevance; the claimed invention cannot be considered to involve an inventive step when the document is combined with one or more other such documents, such combination being obvious to a person skilled in the art

"&" document member of the same patent family

Date of the actual completion of the international search

26 July 2013 (26.07.2013)

Date of mailing of the international search report

29 July 2013 (29.07.2013)

Name and mailing address of the ISA/KR

Korean Intellectual Property Office
189 Cheongsu-ro, Seo-gu, Daejeon Metropolitan City,
302-701, Republic of Korea

Facsimile No. +82-42-472-7140

Authorized officer

HWANG Yun Koo

Telephone No. +82-42-481-5715



INTERNATIONAL SEARCH REPORT

Information on patent family members

International application No.

PCT/KR2013/002731

Patent document cited in search report	Publication date	Patent family member(s)	Publication date
US 6208745 B1	27/03/2001	DE 69817137 D1	18/09/2003
		DE 69817137 T2	09/06/2004
		EP 0928110 A2	07/07/1999
		EP 0928110 A3	08/12/1999
		EP 0928110 B1	13/08/2003
		JP 11-284843 A	15/10/1999
US 2011-0228972 A1	22/09/2011	CN 101053256 A	10/10/2007
		CN 101053256 B	01/09/2010
		CN 101609546 A	23/12/2009
		CN 101609546 B	23/05/2012
		CN 101866475 A	20/10/2010
		CN 101866475 B	21/11/2012
		EP 1928180 A1	04/06/2008
		JP 2011-078141 A	14/04/2011
		JP 4809840 B2	09/11/2011
		KR 10-0876006 B1	26/12/2008
		KR 10-0901142 B1	04/06/2009
		KR 10-2007-0073839 A	10/07/2007
		KR 10-2008-0087047 A	29/09/2008
		TW 201203188 A	16/01/2012
		US 2008-0089552 A1	17/04/2008
		US 7970164 B2	28/06/2011
		US 8126202 B2	28/02/2012
		WO 2007-015452 A1	08/02/2007
US 2008-0112490 A1	15/05/2008	CN 1155242 C0	23/06/2004
		CN 1309870 A0	22/08/2001
		CZ 20010721 A3	15/05/2002
		EP 1139660 A1	04/10/2001
		EP 1139660 A4	26/02/2003
		EP 1139660 A9	20/03/2002
		EP 1139660 B1	13/06/2012
		HU 0105014 A2	29/04/2002
		HU 0105014 A3	28/11/2002
		IL 141694 A	04/07/2007
		IL 141694 D0	10/03/2002
		KR 10-0368084 B1	15/01/2003
		PL 346276 A1	28/01/2002
		TW 463098 A	11/11/2001
		TW 463098 B	11/11/2001
		US 2008-0056671 A1	06/03/2008
		US 2008-0117986 A1	22/05/2008
		US 2008-0117987 A1	22/05/2008
		US 2008-0118101 A1	22/05/2008
		US 7295615 B1	13/11/2007
		US 8406311 B2	26/03/2013
		WO 00-13414 A1	09/03/2000

INTERNATIONAL SEARCH REPORT

Information on patent family members

International application No.

PCT/KR2013/002731

Patent document cited in search report	Publication date	Patent family member(s)	Publication date
KR 10-2008-0105184 A	04/12/2008	WO 2008-147142 A2 WO 2008-147142 A3	04/12/2008 22/01/2009
US 2010-0172539 A1	08/07/2010	CN 101682683 A CN 101682683 B JP 5063690 B2 US 8218812 B2 WO 2008-146353 A1	24/03/2010 30/01/2013 31/10/2012 10/07/2012 04/12/2008