

(No Model.)

M. W. HARRINGTON.
BOOK SUPPORT FOR SHELVES.

No. 388,674.

Patented Aug. 28, 1888.

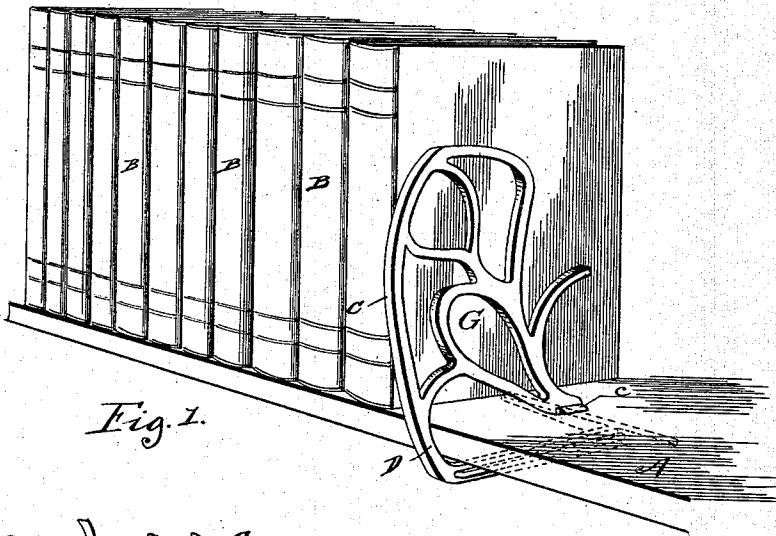


Fig. 1.

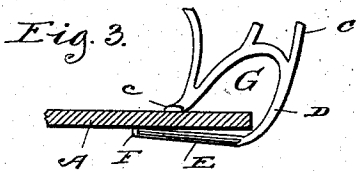


Fig. 3.

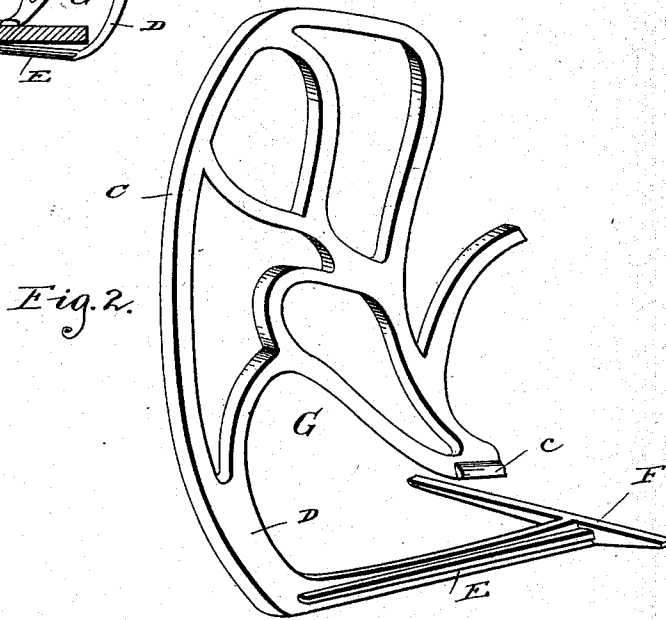


Fig. 2.

Witnesses,
L. J. Mann,
Frederick Godwin

Inventor,
Mark W. Harrington,
By *Oppfield and Scoble, Attys.*

UNITED STATES PATENT OFFICE.

MARK W. HARRINGTON, OF ANN ARBOR, MICHIGAN.

BOOK-SUPPORT FOR SHELVES.

SPECIFICATION forming part of Letters Patent No. 388,674, dated August 28, 1888.

Application filed March 30, 1888. Serial No. 269,005. (No model.)

To all whom it may concern:

Be it known that I, MARK W. HARRINGTON, residing at Ann Harbor, Michigan, have invented certain new and useful Improvements in Book-Supports for Shelves, of which the following is a specification.

My invention relates to an improved book-support for shelves, designed to be used when the shelf is only partially filled with books, and in order to maintain the books in an upright position, and the object of my invention is to provide a support which shall be self-clamping upon the shelf and adapted to shelves of varying thicknesses.

In the accompanying drawings, which illustrate my invention, Figure 1 is a perspective view showing the support applied to a shelf partially filled with books. Fig. 2 is a perspective view of the support detached. Fig. 3 is a side elevation of the support applied to a thinner shelf than that shown in Fig. 1, designed to illustrate the position which the support will assume when applied to such thinner shelves.

In said drawings, A represents the shelves, and B books placed thereon. The support itself is composed of the body portion C, having the foot *c*, intended to rest upon the top of the shelf when in use.

D is a downwardly-projecting arm, which connects the body portion C with the longitudinal arm E, which latter extends transversely of the shelf and beneath the same, and provided with the clamping-bar F, which may, as shown, extend longitudinally of the shelf and transversely to the arm E. The bearing for the under side of the shelf is beyond the foot *c*.

In construction the book-support may be cast in a single piece from suitable metal—say brass or malleable iron; but it is obvious that the parts may be separately made and then secured together, and that wood or suitable material other than metal may be used. The body portion may be of any fanciful design, its requisite as to form being that it shall afford a bearing for the book against which it is placed sufficient to prevent its yielding under the pressure of the row of books. The book-support is rendered self-clamping by so constructing it that the center of gravity is at

one side of the center of rotation when the support is applied to the shelf. Thus in the construction shown the center of rotation will be a point intermediate of the point of contact of the bar F and the foot *c*, while the center of gravity is in front of said points, thus causing the body portion to fall forward and the points *c* and F to press, respectively, against the upper and lower surfaces of the shelf. This peculiarity of construction adapts the support for use with shelves of varying thickness. The size of the opening to receive the edge of the shelf is determined by the vertical distance between the foot *c* and the bar F, and this opening should be large enough to admit the thickest shelves in general use, as the support will adapt itself to thinner shelves without any change of construction. To enable the support to rock forward when it is applied to a shelf of less thickness than the vertical distance between the foot *c* and the bar F, and thereby clamp itself upon the shelf, the portion of the bracket in front of the foot *c* is arched upwardly, so that a clear space is left between the arm F and said arched portion of the bracket, as clearly shown in the drawings at G. As shown in the drawings, the bar F extends to a greater distance on one side of the arm E than the other. As the strain comes from the direction of the row of books, of course this long member of the bar F should be on the side next to the books. The purpose of the short arm of the bar F is to enable the device to maintain its upright position upon the shelf should the book next to it be removed, and also while adjusting the support along the shelf.

I claim—

1. A book-support for shelves, comprising in combination a body portion to support a book placed against it, a foot on said body portion adapted to press upon the upper surface of the shelf in use, an arm projecting from the body portion below said foot to permit the entrance of the edge of the shelf, and said body portion being arched or extended upwardly in front of said foot and above said arm, whereby the support may rock forward and is made self-clamping upon the shelf, substantially as described.

2. A book-support for shelves, comprising

in combination a body portion to support a book placed against it, a foot on said body portion adapted to press upon the upper surface of the shelf in use, an arm projecting from the body portion below said foot to permit the entrance of the edge of the shelf and beyond said foot, whereby the center of gravity is in front of the center of rotation, and said body portion being arched or extended upwardly in front of said foot and above said arm, whereby the support may rock forward and is made self-clamping upon the shelf, substantially as and for the purpose set forth.

MARK W. HARRINGTON.

Witnesses:

FREDERICK C. GOODWIN,
E. L. HUBER.