



US00D577490S

(12) **United States Design Patent**
Chen

(10) **Patent No.:** **US D577,490 S**

(45) **Date of Patent:** **** Sep. 30, 2008**

(54) **SUITCASE**

(75) Inventor: **Chang-Fu Chen**, Port Louis (MU)

(73) Assignee: **Zixtro Inc.**, Port Louis (MU)

(**) Term: **14 Years**

(21) Appl. No.: **29/296,905**

(22) Filed: **Oct. 31, 2007**

(51) **LOC (8) Cl.** **03-01**

(52) **U.S. Cl.** **D3/318**

(58) **Field of Classification Search** D3/254-255,
D3/273, 276, 279, 315-316, 318-319, 321,
D3/902; D34/23-26; 190/18 A, 18 R, 39,
190/102, 107, 115, 124, 127; 280/47.17,
280/47.24, 47.26, 47.315, 63

See application file for complete search history.

(56) **References Cited**

U.S. PATENT DOCUMENTS

D330,103 S *	10/1992	Andrews et al.	D34/20
D364,021 S *	11/1995	Shih-Hsien	D34/26
5,468,005 A *	11/1995	Yang	280/40
D370,997 S *	6/1996	Hsieh	D3/318
D379,016 S *	4/1997	Wilson	D34/24
D421,338 S *	3/2000	Moon	D3/318
D459,852 S *	7/2002	Och	D34/26
D466,267 S *	11/2002	Lee	D34/24
D472,713 S *	4/2003	Lee	D3/318
D479,761 S *	9/2003	Tsai	D34/24
6,616,153 B1	9/2003	Matre et al.	280/47.29
D485,038 S *	1/2004	Zimmer	D34/24
D489,531 S *	5/2004	Oh	D3/318

D497,480 S *	10/2004	Drew et al.	D3/318
D510,169 S *	9/2005	Deane et al.	D34/24
D511,043 S *	11/2005	Herold	D3/321
7,044,484 B2 *	5/2006	Wang	280/47.27
D522,708 S *	6/2006	Chang	D34/24
D554,860 S *	11/2007	Udall et al.	D3/279
D554,861 S *	11/2007	Udall et al.	D3/279
2002/0171213 A1 *	11/2002	Kim	280/47.26
2002/0195782 A1 *	12/2002	Cates et al.	280/47.26

* cited by examiner

Primary Examiner—Philip Hyder

Assistant Examiner—Roselynn Cody

(74) *Attorney, Agent, or Firm*—Alan Kamrath; Kamrath & Associates PA

(57) **CLAIM**

The ornamental design for a suitcase, as shown and described.

DESCRIPTION

FIG. 1 is a perspective view of a suitcase showing my new design;

FIG. 2 is a front view thereof;

FIG. 3 is a rear view thereof;

FIG. 4 is a left view thereof;

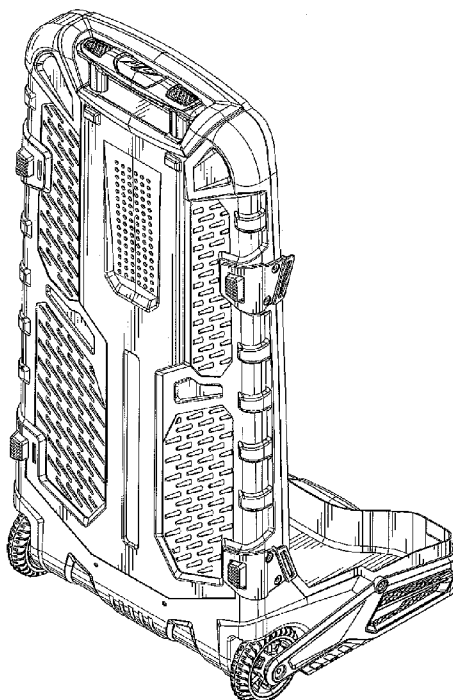
FIG. 5 is a right view thereof;

FIG. 6 is a top view thereof;

FIG. 7 is a bottom view thereof; and,

FIG. 8 is a perspective view embodying the utilization of the suitcase in which the broken lines are illustrative of environmental structure and form no part of the claimed design.

1 Claim, 6 Drawing Sheets



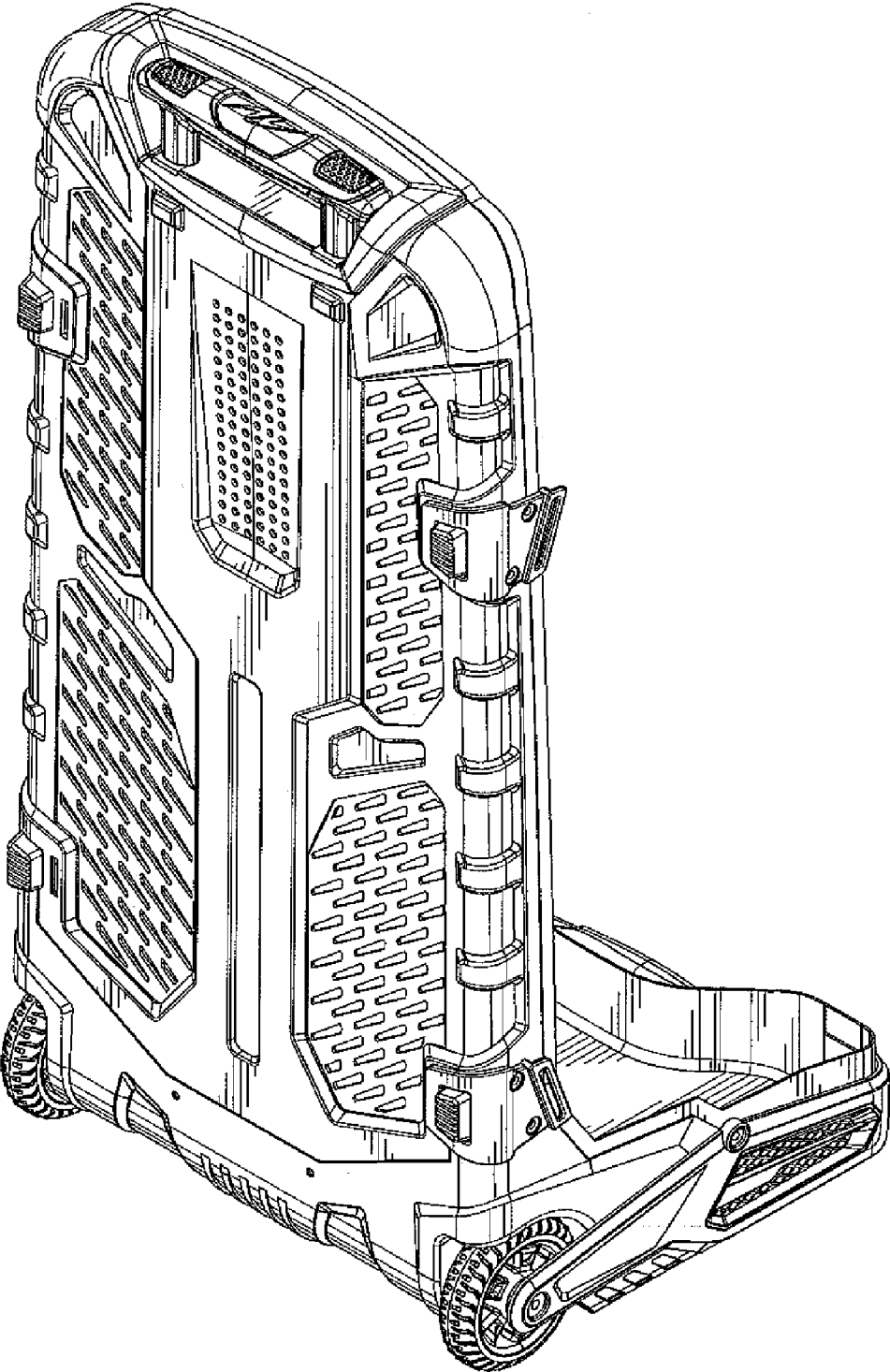


Fig 1

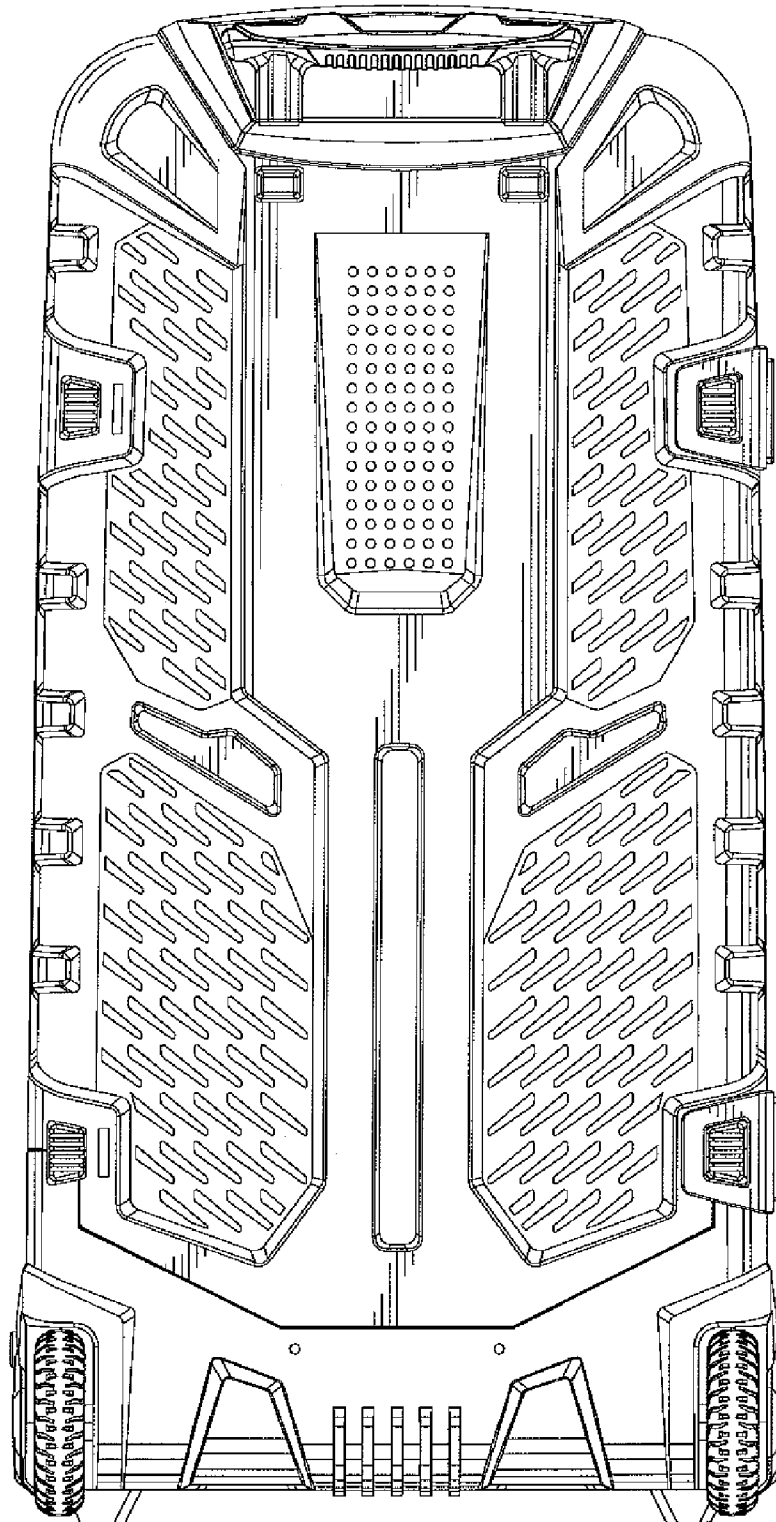


Fig 2




Fig 3

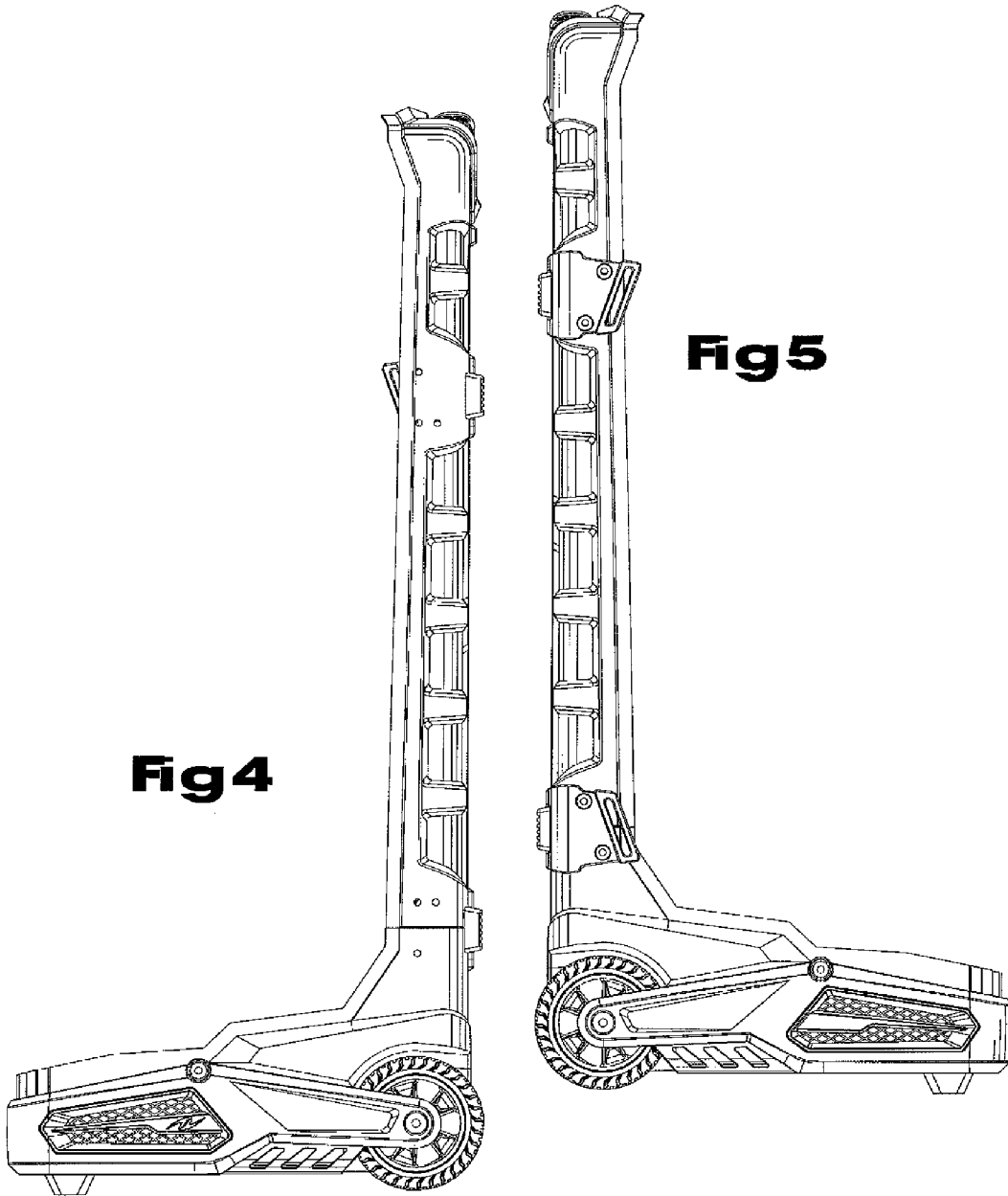


Fig 4

Fig 5

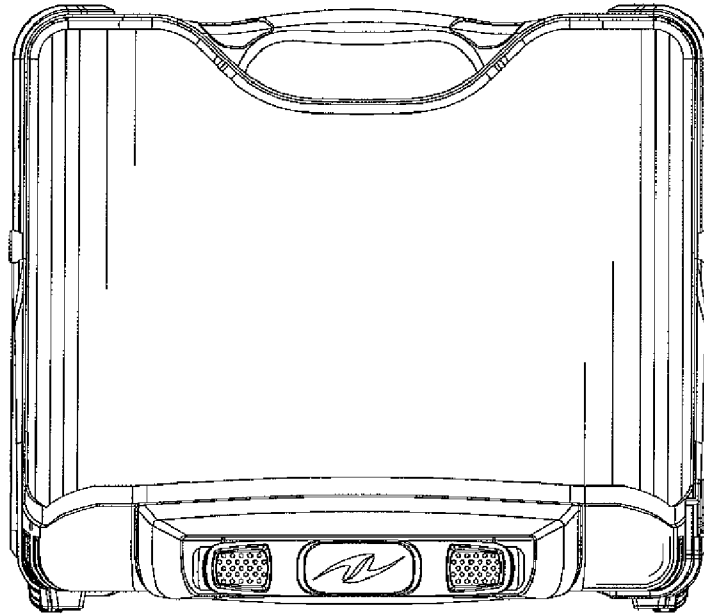


Fig 6

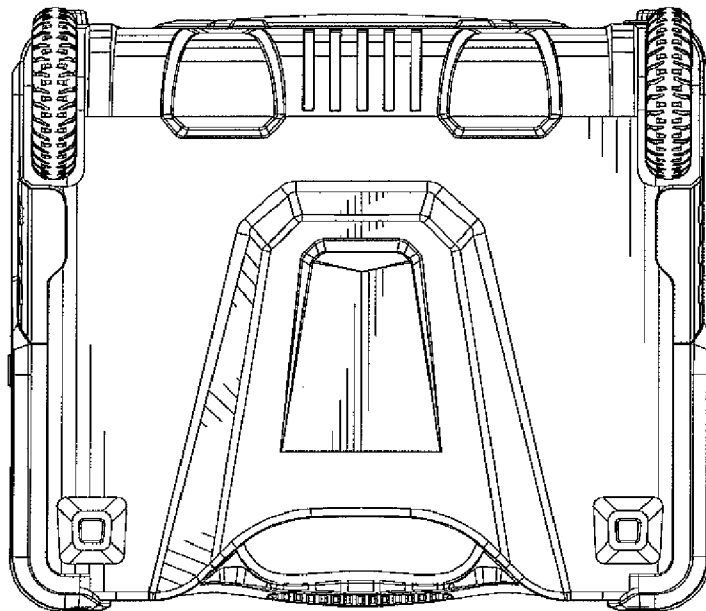


Fig 7

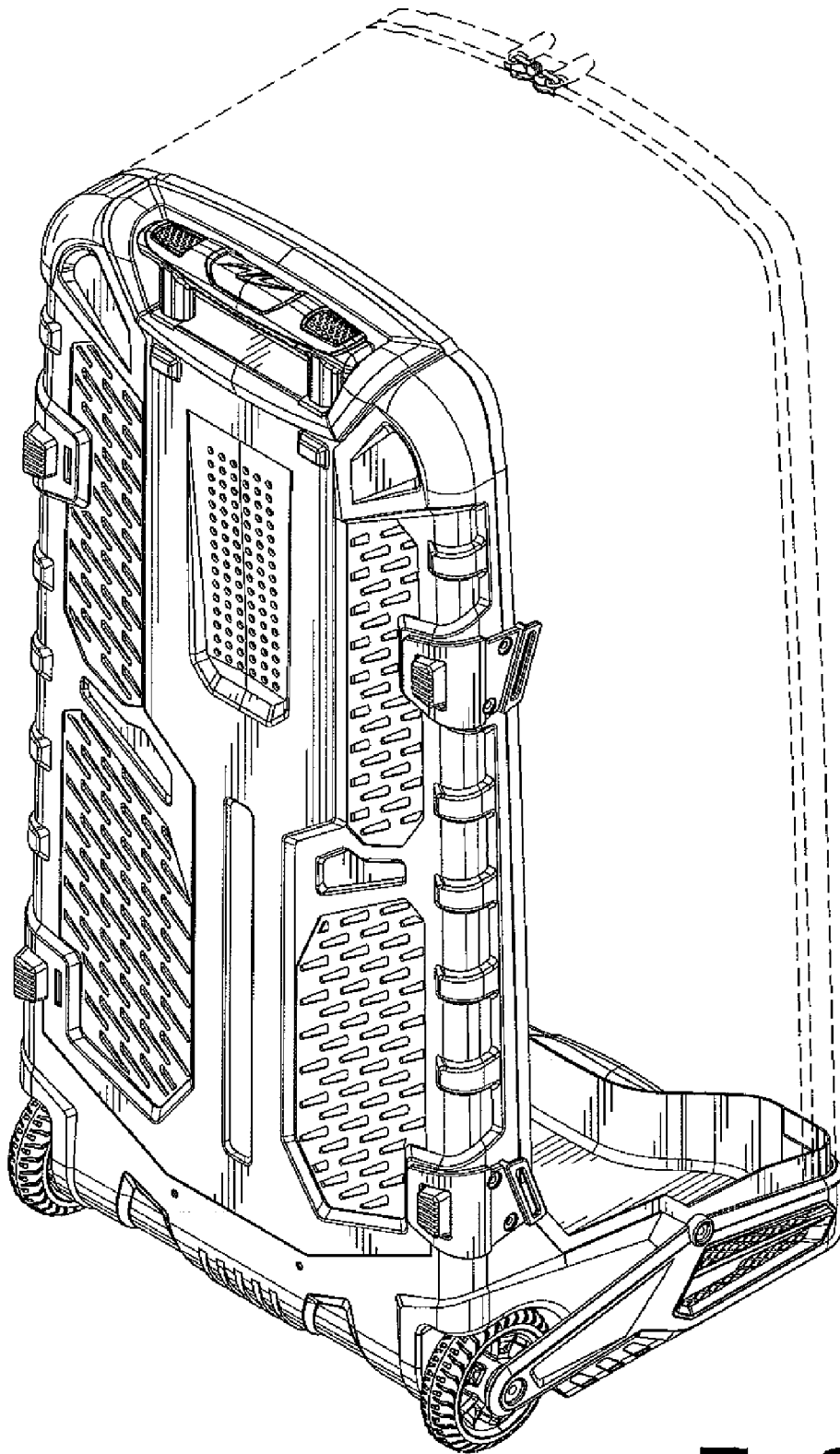


Fig 8