



US00D522264S

(12) **United States Design Patent**
Dekker et al.

(10) **Patent No.:** **US D522,264 S**

(45) **Date of Patent:** **** Jun. 6, 2006**

(54) **CHAIR**

(76) Inventors: **Manaka Maniella Dekker**, Vrijzicht
182, 1068 CK Amsterdam (NL);
Raymond Emir Sergo, Vlamingstraat
77, 2611 KS Delft (NL)

(**) Term: **14 Years**

(21) Appl. No.: **29/236,430**

(22) Filed: **Aug. 16, 2005**

(51) **LOC (8) Cl.** **06-01**

(52) **U.S. Cl.** **D6/368; D6/374**

(58) **Field of Classification Search** D6/334-336,
D6/367, 368, 371, 373, 374, 375, 500-502;
297/55, 56, 440.1, 440.13, 440.15, 440.19,
297/447.1, 451.1

See application file for complete search history.

(56) **References Cited**

U.S. PATENT DOCUMENTS

D113,852 S	*	3/1939	Pharo	D6/368
D134,806 S	*	1/1943	Brown et al.	D6/368
D165,776 S	*	1/1952	Nelson	D6/374
3,752,532 A	*	8/1973	Yarus	297/56
D230,924 S	*	3/1974	Rashbam	D6/374
3,847,435 A	*	11/1974	Skinner	297/440.19
4,846,530 A	*	7/1989	Noble	297/440.19
D343,524 S	*	1/1994	Mandle	D6/368
D365,938 S	*	1/1996	Gilborn et al.	D6/374
5,588,709 A	*	12/1996	Lewallen, Sr.	297/447.1
D390,022 S	*	2/1998	Jus	D6/368

D400,723 S * 11/1998 Bergeson et al. D6/368
D457,740 S * 5/2002 Rosa D6/368

* cited by examiner

Primary Examiner—Mimosa De

(74) *Attorney, Agent, or Firm*—Collen IP; Donald J. Ranft

(57) **CLAIM**


The ornamental design for a chair, as shown and described.

DESCRIPTION

FIG. 1 is a front perspective view of a first embodiment of our new and ornamental design for a chair;
 FIG. 2 is a side perspective view thereof;
 FIG. 3 is a slightly reduced rear view thereof;
 FIG. 4 is a slightly reduced left side view thereof;
 FIG. 5 is a top view thereof;
 FIG. 6 is a front view thereof;
 FIG. 7 is a bottom view thereof;
 FIG. 8 is a front perspective view showing the chair in use.
 FIG. 9 is a front perspective view of second embodiment of our new and ornamental design for a chair;
 FIG. 10 is a side perspective view thereof;
 FIG. 11 is a slightly reduced rear view thereof;
 FIG. 12 is a slightly reduced left side view thereof;
 FIG. 13 is a top view thereof;
 FIG. 14 is a front view thereof; and,
 FIG. 15 is a bottom view thereof.

The broken line showing of the human figure in FIG. 8 is for illustrative purposes only and forms no part of the claimed design.

1 Claim, 7 Drawing Sheets



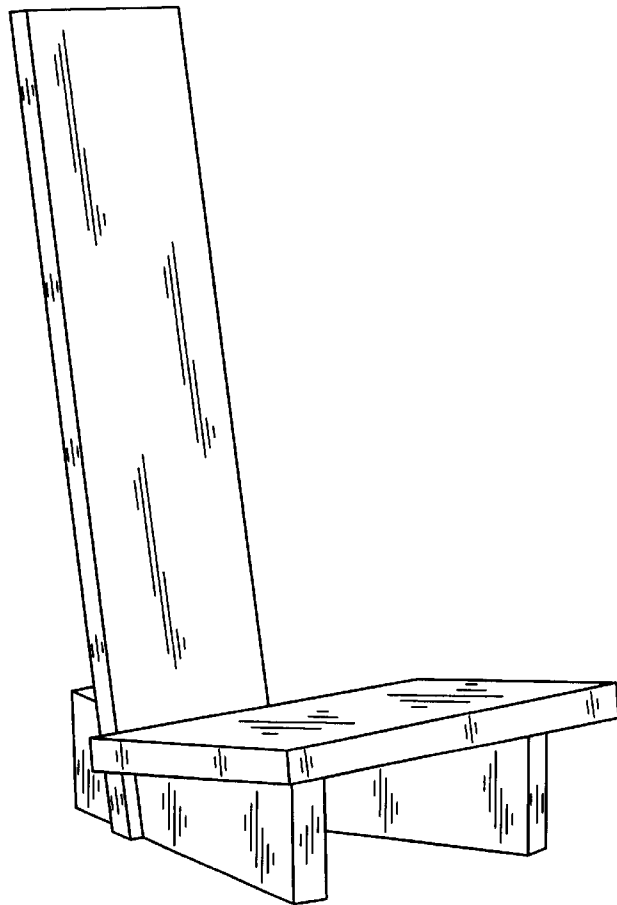


FIG. 1




FIG. 2

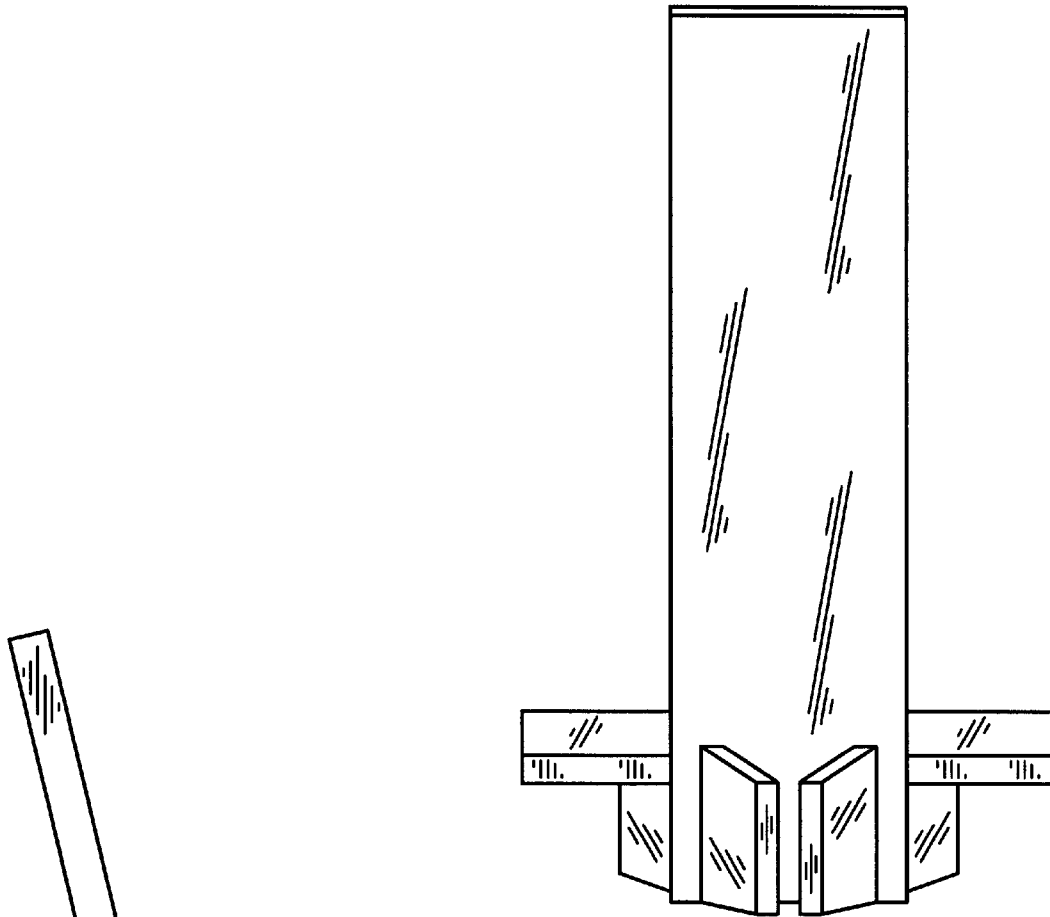


FIG. 3

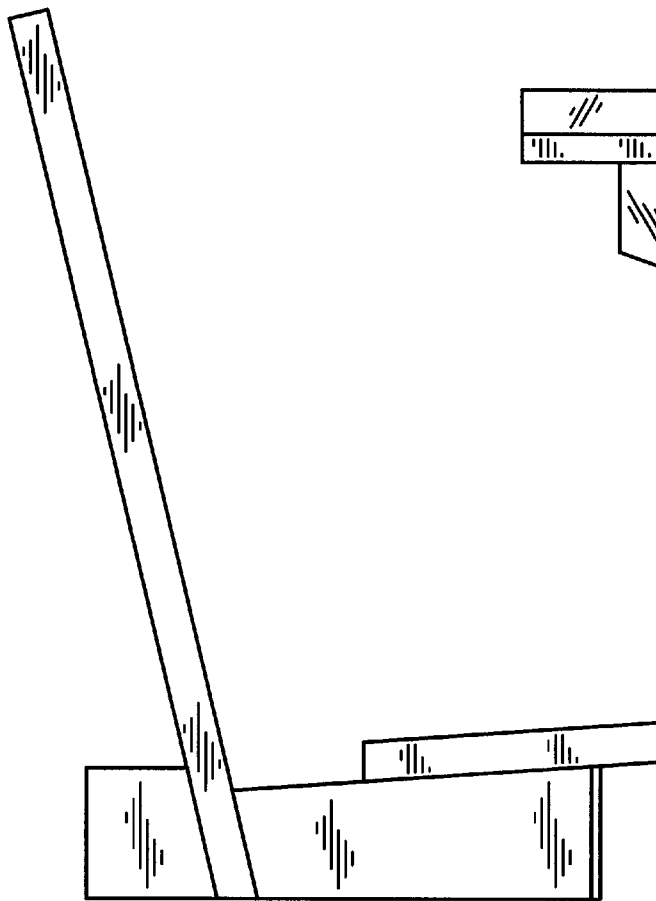


FIG. 4

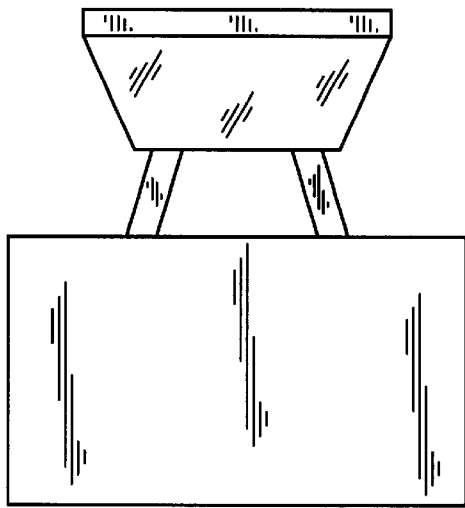


FIG. 5

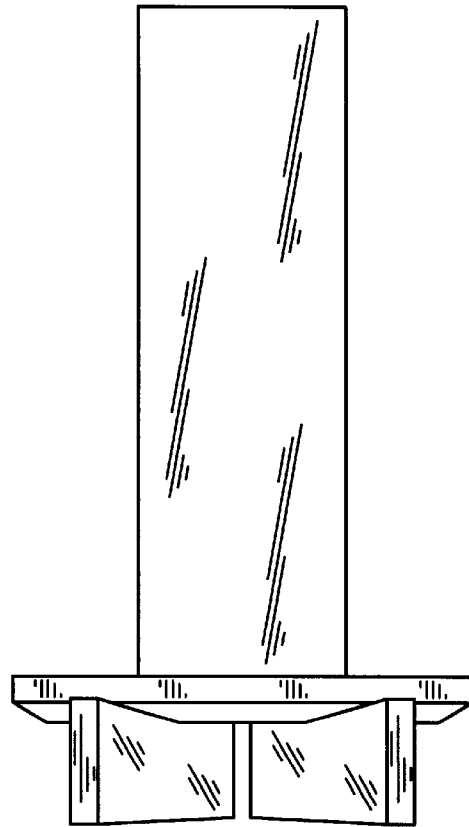


FIG. 6

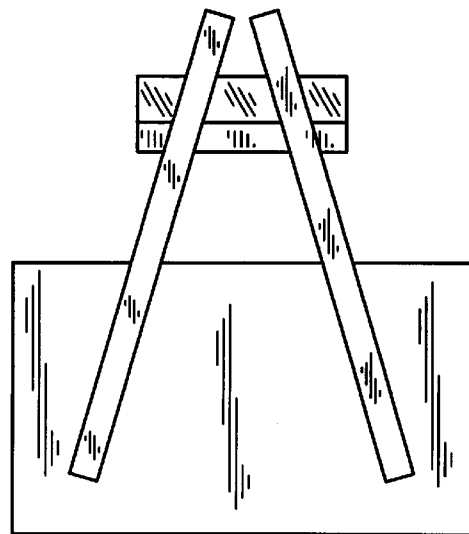


FIG. 7

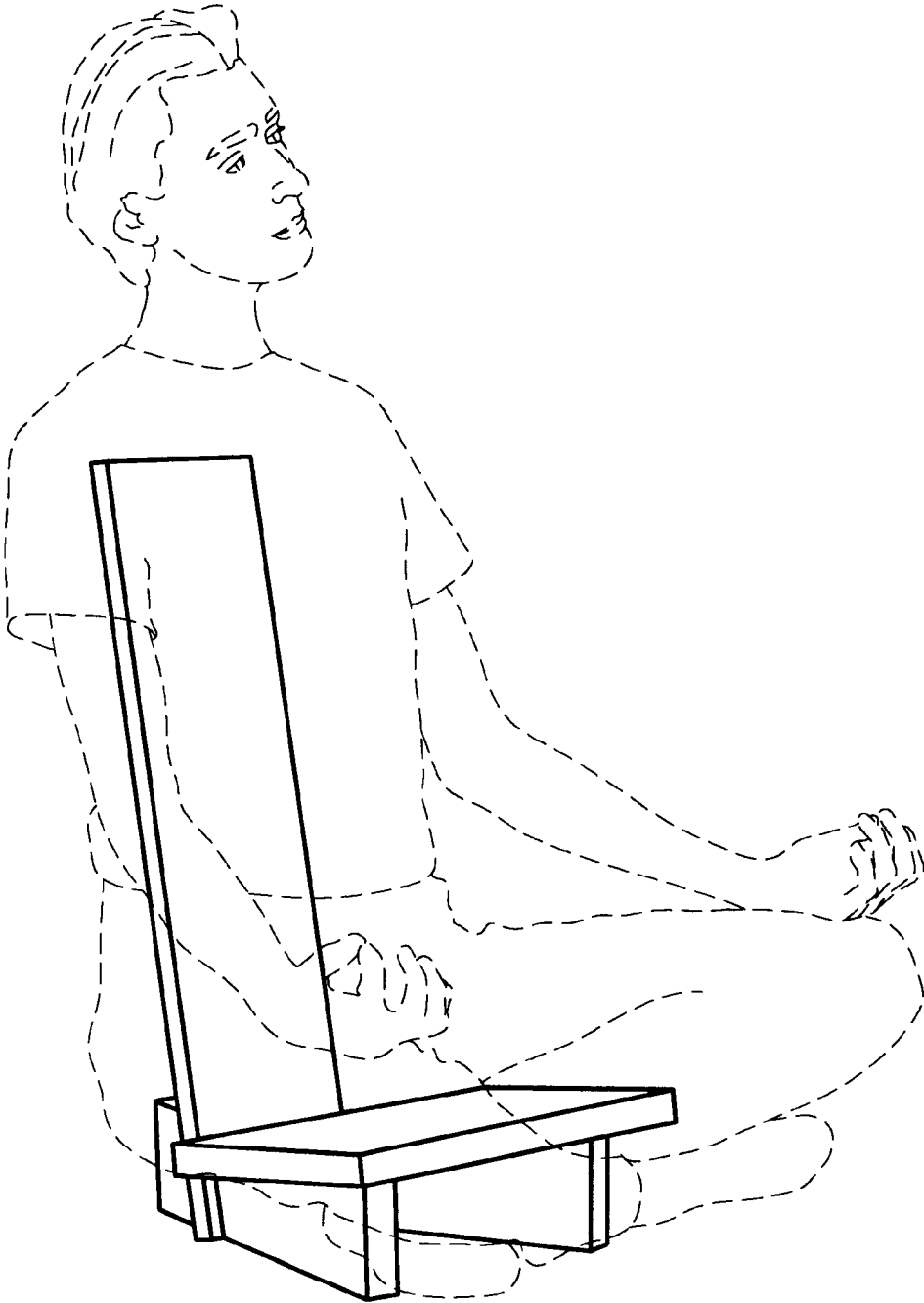


FIG. 8

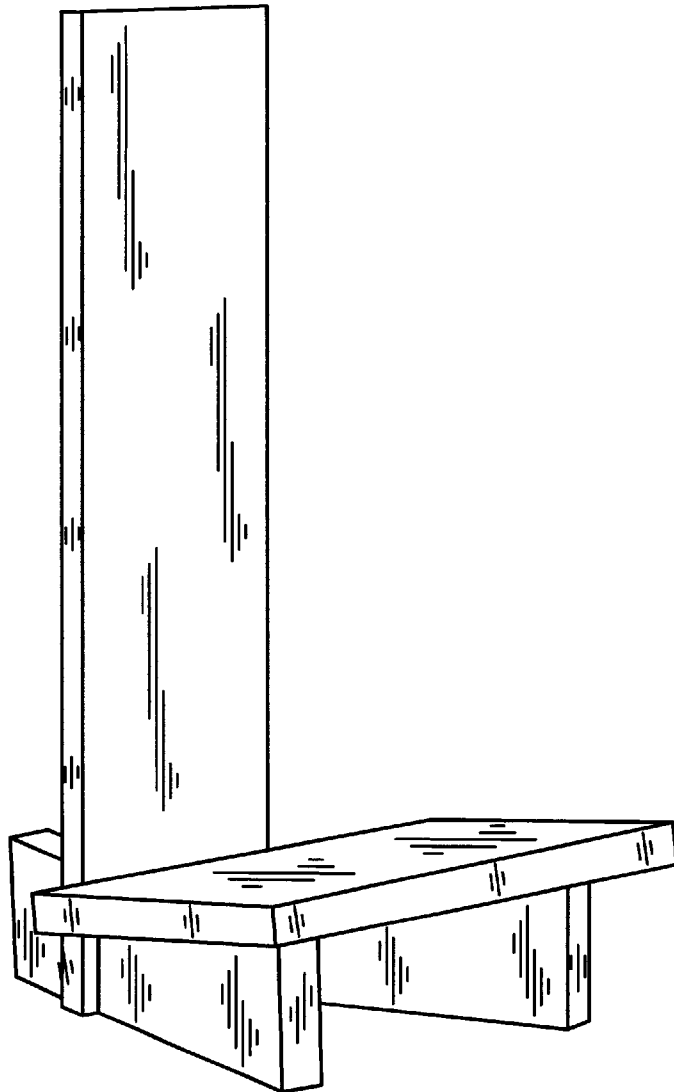


FIG. 9




FIG. 10

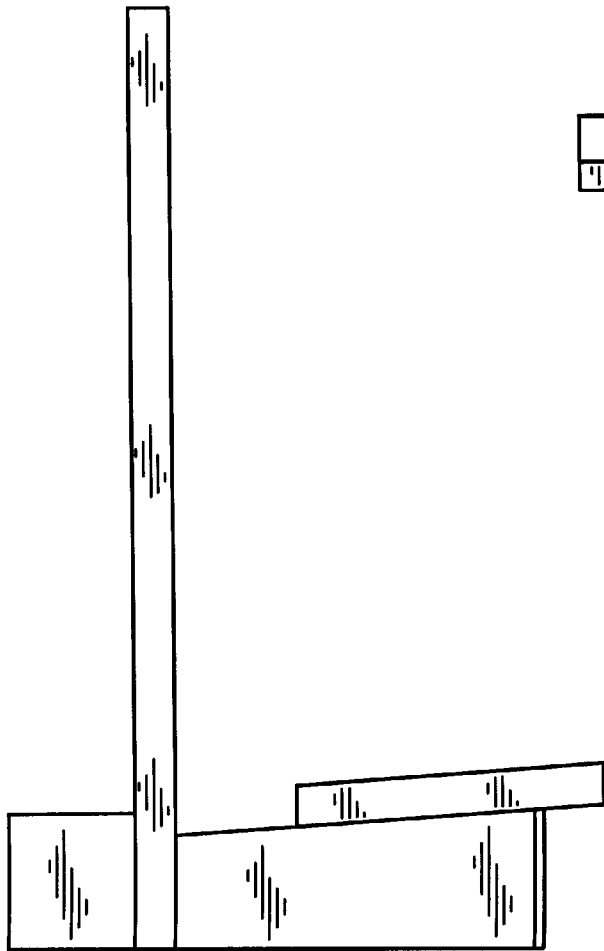


FIG. 12

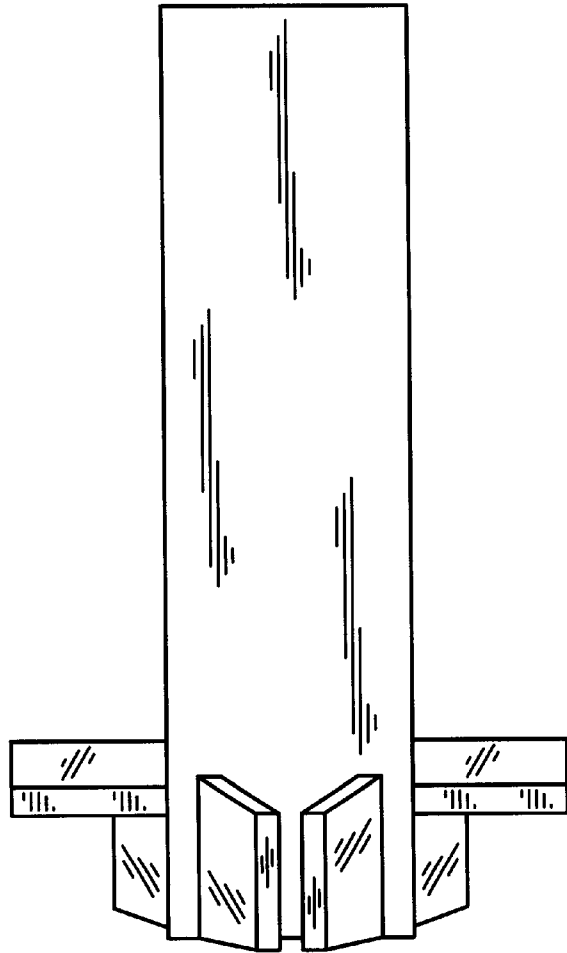


FIG. 11

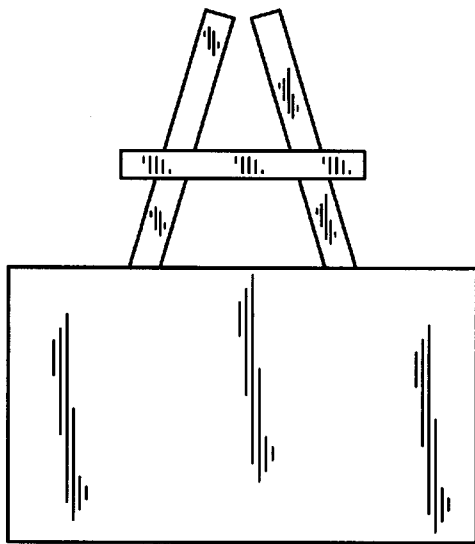


FIG. 13

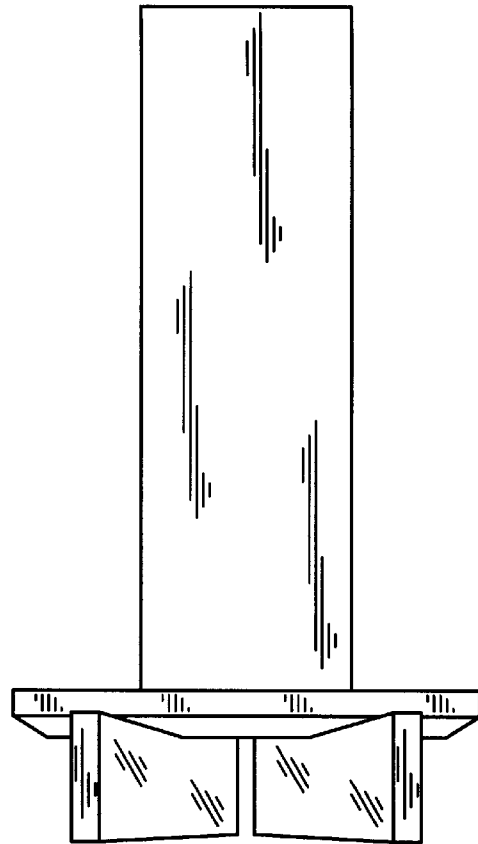


FIG. 14

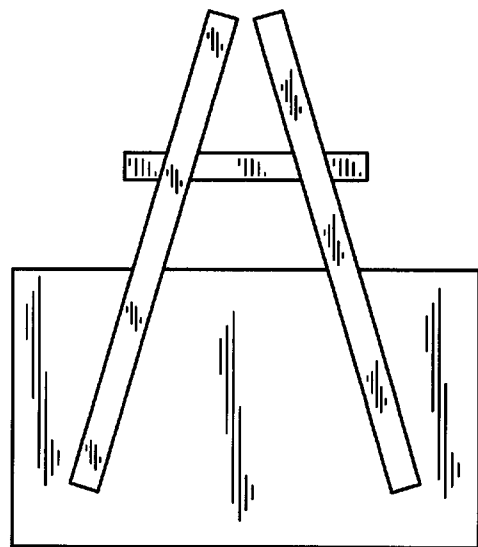


FIG. 15