



INTERNATIONAL APPLICATION PUBLISHED UNDER THE PATENT COOPERATION TREATY (PCT)

(51) International Patent Classification ⁶ : H04N 5/00, 7/167		A1	(11) International Publication Number: WO 99/57889
			(43) International Publication Date: 11 November 1999 (11.11.99)
(21) International Application Number: PCT/US99/09840 (22) International Filing Date: 5 May 1999 (05.05.99) (30) Priority Data: 60/084,511 6 May 1998 (06.05.98) US 09/232,019 14 January 1999 (14.01.99) US (71) Applicant: SONY ELECTRONICS, INC. [US/US]; 1 Sony Drive, Park Ridge, NJ 07656 (US). (72) Inventor: LUDTKE, Harold, Aaron; 5876 Ettersberg Drive, San Jose, CA 95123 (US). (74) Agents: GALLENSON, Mavis, S. et al.; Ladas & Parry, Suite 2100, 5670 Wilshire Boulevard, Los Angeles, CA 90036-5679 (US).		(81) Designated States: AE, AL, AM, AT, AU, AZ, BA, BB, BG, BR, BY, CA, CH, CN, CU, CZ, DE, DK, EE, ES, FI, GB, GD, GE, GH, GM, HR, HU, ID, IL, IN, IS, JP, KE, KG, KP, KR, KZ, LC, LK, LR, LS, LT, LU, LV, MD, MG, MK, MN, MW, MX, NO, NZ, PL, PT, RO, RU, SD, SE, SG, SI, SK, SL, TJ, TM, TR, TT, UA, UG, UZ, VN, YU, ZA, ZW, ARIPO patent (GH, GM, KE, LS, MW, SD, SL, SZ, UG, ZW), Eurasian patent (AM, AZ, BY, KG, KZ, MD, RU, TJ, TM), European patent (AT, BE, CH, CY, DE, DK, ES, FI, FR, GB, GR, IE, IT, LU, MC, NL, PT, SE), OAPI patent (BF, BJ, CF, CG, CI, CM, GA, GN, GW, ML, MR, NE, SN, TD, TG). Published <i>With international search report.</i> <i>Before the expiration of the time limit for amending the claims and to be republished in the event of the receipt of amendments.</i>	
(54) Title: COMMUNICATION NETWORK			
(57) Abstract			
<p>A method and apparatus for distributed conditional access (CA) control on a serial communication network. An embodiment of the present invention includes a CA subsystem over a 1394 network, the CA subsystem comprising a receiver unit for receiving a digital broadcast signal (DBS) and OOB data from an external source, where the DBS and OOB data are transmitted in different broadcast frequencies. The receiver unit comprises a main tuner subunit to receive the DBS, which can be encrypted with respect to a first encryption scheme, and an OOB tuner subunit to receive the OOB data for decrypting the DBS. The CA subsystem also comprises a CA control unit coupled to the receiver unit, and including a CA subunit to receive the DBS and OOB data. If the DBS is encrypted with respect to the first encryption scheme, the CA subunit generates a descrambled signal from the DBS using the OOB data.</p>			

FOR THE PURPOSES OF INFORMATION ONLY

Codes used to identify States party to the PCT on the front pages of pamphlets publishing international applications under the PCT.

AL	Albania	ES	Spain	LS	Lesotho	SI	Slovenia
AM	Armenia	FI	Finland	LT	Lithuania	SK	Slovakia
AT	Austria	FR	France	LU	Luxembourg	SN	Senegal
AU	Australia	GA	Gabon	LV	Latvia	SZ	Swaziland
AZ	Azerbaijan	GB	United Kingdom	MC	Monaco	TD	Chad
BA	Bosnia and Herzegovina	GE	Georgia	MD	Republic of Moldova	TG	Togo
BB	Barbados	GH	Ghana	MG	Madagascar	TJ	Tajikistan
BE	Belgium	GN	Guinea	MK	The former Yugoslav Republic of Macedonia	TM	Turkmenistan
BF	Burkina Faso	GR	Greece			TR	Turkey
BG	Bulgaria	HU	Hungary	ML	Mali	TT	Trinidad and Tobago
BJ	Benin	IE	Ireland	MN	Mongolia	UA	Ukraine
BR	Brazil	IL	Israel	MR	Mauritania	UG	Uganda
BY	Belarus	IS	Iceland	MW	Malawi	US	United States of America
CA	Canada	IT	Italy	MX	Mexico	UZ	Uzbekistan
CF	Central African Republic	JP	Japan	NE	Niger	VN	Viet Nam
CG	Congo	KE	Kenya	NL	Netherlands	YU	Yugoslavia
CH	Switzerland	KG	Kyrgyzstan	NO	Norway	ZW	Zimbabwe
CI	Côte d'Ivoire	KP	Democratic People's Republic of Korea	NZ	New Zealand		
CM	Cameroon			PL	Poland		
CN	China	KR	Republic of Korea	PT	Portugal		
CU	Cuba	KZ	Kazakstan	RO	Romania		
CZ	Czech Republic	LC	Saint Lucia	RU	Russian Federation		
DE	Germany	LI	Liechtenstein	SD	Sudan		
DK	Denmark	LK	Sri Lanka	SE	Sweden		
EE	Estonia	LR	Liberia	SG	Singapore		

5

COMMUNICATION NETWORK

10

BACKGROUND OF THE INVENTIONFIELD OF THE INVENTION

The present invention relates to the field of digital broadcasting. More specifically, the present invention relates to distributed conditional access (CA) on a serial communication network which supports digital cable broadcast systems. Included is a description of a method and an apparatus for distributed conditional access control on a serial communication network.

15

RELATED ART

Television (TV) programming and other kinds of broadcast services are commonly available to the public via subscription from the respective providers, such as cable TV and satellite TV service providers. A viewing subscription typically includes certain basic services, such as programming from local TV stations, that are provided as part of the basic subscription. Additionally, the subscription may also include pay-per-view (PPV) programs, where the customer decides to pay for and watch and/or record a program such as a movie or a sports event spontaneously; that are not covered by the basic subscription fee. In order to implement appropriate access restrictions on

20

25

individual customers according to their subscriptions, the broadcast signals are scrambled or encrypted, and an electronic set top box (STB) with specific descrambling capabilities is supplied by the service providers to each of their customers. Using the STB, each customer can then access the programming
5 that he/she has paid for in unscrambled form. In the broadcasting art, the selective descrambling of broadcast signals is commonly referred to as conditional access (CA) control and the programming and other services that require such descrambling by the service recipients (e.g., PPV programs) are often called CA services.

10

To implement conditional access control, different programming contents carried by broadcast signals are typically encrypted using different encryption schemes. For example, the programming content of a PPV movie channel is usually encrypted differently from that of a PPV sports channel, such that a
15 separate decryption scheme—and thus a separate authorization for payment, for example—is required to gain access to the descrambled content of each PPV channel. On the other hand, an STB is typically equipped with a few slots, each of which can accept a physical card, e.g., a PCMCIA card or a smart card. Each electronic card enables the STB to descramble or decrypt the contents of
20 a limited number of channels. Thus, by providing their customers with the appropriate card(s) in the STBs based on their individual subscriptions, the service providers can control the programming contents that each customer is able to access accordingly.

25

As thus described, the CA mechanism is built into each STB in the prior art. Consequently, the cost of implementing the CA technology, such as the cost of PCMCIA electronics and connectors and of smart card readers, are

incurred for each STB irrespective of whether the particular customer wants to have CA services or not. In other words, a substantial number of prior art STBs include extraneous components that unnecessarily inflate the unit cost of STBs for the service providers. Moreover, for those customers who subscribe to CA
5 services, additional costs are incurred for the corresponding PCMCIA and/or smart cards. It would be advantageous to reduce the cost of the STB by avoiding the costs associated with the electronic component and cards.

Just as importantly, the prior art CA mechanism inherently limits the
10 number of CA services that can be consumed (e.g., watching, recording) at a given time. This is because a prior art card-based STB is physically limited in size and can only accommodate a fixed number of PCMCIA and/or smart cards (as limited by the number of card slots in the STB), and each card typically can only descramble one or two services at a given time. Thus, the prior art CA
15 mechanism does not work well in an environment having a large number of CA services (e.g., numerous TV channels), as is typical in a digital broadcasting environment, since too many cards would be required to handle the different CA services.

20 Thus, as a result, not only is the prior art CA mechanism costly to implement (especially the PCMCIA solution), but it also precludes a customer from simultaneously accessing more CA services beyond the few that can be descrambled by the STB during any given period, even if additional programs are available from the service providers and the customer desires to purchase
25 such PPV programs (e.g., to record several movies that are being broadcasted concurrently). Consequently, the flexibility with which a customer can purchase multiple CA services is greatly limited, since the customer's purchasing decision

-4-

is constrained by the number of concurrent programs that the STB can support. At the same time, the potential revenue of the service providers is vastly limited because desired PPV purchases are often precluded by this technological limitation of the prior art STB. Therefore, it would be highly desirable to
5 maximize the flexibility and parallel descrambling capability of the CA control by eliminating the inherent limitations of the card-based STB.

The advent of digital broadcast technology has enabled the use of a serial communication network for high speed and flexible interconnection of
10 various devices and appliances within a network environment. The IEEE 1394 communication standard is a widely adopted serial communication network standard ("1394 network") in the art. For example, within a consumer household, personal computers (PCs), audio systems, STBs, TVs, video cassette recorders (VCRs) and other AV/C-compliant media devices can all be
15 communicatively coupled together in a 1394 network. In such a network environment, the individual devices can interact with each other and facilitate the coordination of the different functionalities provided by the various devices.

With this technological backdrop, it has been proposed that the CA
20 functionality for such a 1394 network be removed from the STBs (as is the case in the prior art STBs) and instead be implemented separately on the 1394 network. As such, the extraneous cost and limited descrambling capability problems inherent in the prior art, in which the CA functionality is built into the STBs, can potentially be resolved.

25

Nevertheless, an additional challenge exists with respect to the implementation of distributed CA functionality on a 1394 network. The problem

-5-

posed relates to out-of-band (OOB) processing of digital broadcast signals. More particularly, within digital broadcast systems, some service providers deliver a scrambled broadcast signal (which encodes a CA service such as a PPV program) and its respective descrambling information in completely

5 separate frequency ranges. Regular TV broadcast signals and the descrambling information for the regular broadcast signals (OOB data) are carried in separate frequency ranges. In this environment, not only is the prior art STB cost inefficient and limited in descrambling capability as described above, but its internal architecture is also ill-suited for simultaneous handling of

10 the regular broadcast signal and the OOB data which are broadcasted in different frequencies. As such, the prior art STB design is not a viable option for implementing CA control on a 1394 network.

SUMMARY OF THE INVENTION

Accordingly, there exists a need for a method and apparatus for implementing distributed CA control on a 1394 network which does not incur extraneous costs for including unnecessary descrambling hardware in each

5 STB. Further, there exists a need for a method and apparatus for implementing distributed CA control on a 1394 network which does not unduly restrict the capability of simultaneous multi-channel descrambling. Moreover, there exists a need for a method and apparatus for implementing distributed CA control on a 1394 network which supports OOB processing that is commonly employed in

10 the digital broadcasting art. The present invention provides a method and apparatus for distributed conditional access control on a 1394 network which is highly cost efficient and does not indiscriminately include components that are non-essential for implementing the required functionality. The present invention further provides a method and apparatus for distributed conditional access

15 control on a 1394 network that enables the simultaneous descrambling of a large number of CA services, thereby affording optimal flexibility to the service subscriber. Moreover, the present invention provides a method and apparatus for distributed conditional access control on a 1394 network that fully supports OOB processing and optimizes bandwidth resources available on the 1394

20 network. These and other advantages of the present invention not specifically mentioned above will become clear within discussions of the present invention presented herein.

More specifically, embodiments of the present invention include a CA

25 subsystem over a 1394 network, the CA subsystem comprising a receiver unit for receiving a digital broadcast signal (DBS) and OOB data from an external source (e.g., a service provider), where the DBS and OOB data are transmitted

-7-

from the external source to the receiver unit in different broadcast frequencies. The receiver unit comprises a main tuner subunit coupled to receive the DBS, which can be encrypted with respect to a first encryption scheme. The receiver unit also comprises an OOB tuner subunit coupled to receive the OOB data for

5 decrypting the DBS with respect to the first encryption scheme. The CA subsystem also comprises a CA control unit coupled to the receiver unit, which in turn comprises a CA subunit coupled to receive the DBS and OOB data. If the DBS is encrypted with respect to the first encryption scheme, the CA subunit generates a descrambled signal from the DBS using the OOB data, such that

10 said descrambled signal is no longer encrypted with respect to the first encryption scheme.

Embodiments of the present invention include the above and wherein the descrambled signal is encrypted with respect to a standard 1394 copy

15 protection scheme, but not encrypted with respect to the first encryption scheme.

Embodiments of the present invention further include the above and wherein the DBS and OOB data are transmitted over the 1394 network via two separate isochronous channels.

BRIEF DESCRIPTION OF THE DRAWINGS

Figure 1 illustrates exemplary frequency ranges of regular TV broadcast signals and associated OOB data employed in a digital broadcast system.

5

Figure 2 illustrates an exemplary conditional access (CA) subsystem over a 1394 network within a digital broadcasting environment in accordance with one embodiment of the present invention.

10

Figure 3 illustrates the internal architecture of the receiver unit and the CA control unit of the CA subsystem and the routing of signals between the two units in accordance with one embodiment of the present invention.

15

Figure 4 is a flow diagram illustrating steps for routing the appropriate data from the receiver unit to the CA control unit in accordance with one embodiment of the present invention.

20

Figure 5 is a flow diagram illustrating steps for performing authorization and descrambling as used by the CA subunit in accordance with one embodiment of the present invention.

25

Figure 6 illustrates the routing of signals between the receiver unit and multiple CA control units of the CA subsystem in accordance with one embodiment of the present invention.

DETAILED DESCRIPTION OF THE INVENTION

In the following detailed description of the present invention, a method and apparatus for distributed conditional access control on a serial communication network, numerous specific details are set forth in order to
5 provide a thorough understanding of the present invention. However, it will be recognized by one skilled in the art that the present invention may be practiced without these specific details or with equivalents thereof. In other instances, well known methods, procedures, components, and circuits have not been described in detail as not to unnecessarily obscure aspects of the present
10 invention.

Particularly, by separating the conditional access (CA) functionality into various nodes (e.g., CA control units 220, 220a, 220b and 220c in Figure 2) on a serial communication network ("distributed CA control"), the present invention
15 advantageously enables the design and manufacture of a simpler and thus less expensive receiver unit (e.g., receiver unit 210 in Figure 2) than the prior art card-based STB. In addition, distributed CA control within the present invention also eliminates the physical limitation on the number of CA services that can be accessed at any given time which is inherent in the prior art. Thus, the user
20 enjoys maximum flexibility in viewing and/or recording selections and service providers benefit from the increased subscription that results. Moreover, within the scope of the present invention, distributed CA control also enables common functionalities to be accessed in situations that does not require CA control (e.g., communication using modem device 240 of Figure 2), thus allowing the
25 user to amortize the cost of technology over many different uses. These and

other advantages of the present invention not specifically enumerated above will become clear within discussions of the present invention below.

Figure 1 illustrates exemplary frequency ranges of regular TV broadcast signals and associated OOB data employed in a digital broadcast system. As illustrated in Figure 1, regular TV broadcast signals are carried in a regular broadcast frequency range 110, while the descrambling information for the regular broadcast signals (OOB data) is carried in an OOB frequency range 120 that is distinct from the regular broadcast frequency range 110.

10

Figure 2 illustrates an exemplary conditional access (CA) subsystem 200 over an IEEE 1394 communication network within a digital broadcasting environment in accordance with one embodiment of the present invention. IEEE 1394 is a serial communication standard that is being widely adopted in the digital communication art because it offers superior performance and flexibility over other communication standards. In particular, a 1394 network within a consumer household provides high speed and flexible interconnection of various devices and appliances, such that the individual devices can interact with each other and facilitate the coordination of the different functionalities of the various devices. As shown in Figure 2, in one embodiment, a receiver unit 210 is included in the CA subsystem of the present invention. Receiver unit 210 is the conduit between the 1394 network and the pertinent service provider(s) (e.g., terrestrial service, digital satellite service (DSS)) which furnish the programming contents. In particular, receiver unit 210 serves to receive a

digital broadcast signal (DBS, also referred to as a digital multiplex) and, if the DBS is encrypted, the corresponding out-of-band (OOB) data.

Importantly, as discussed above with respect to Figure 1, the encrypted
5 DBS and its OOB data is delivered from the service provider(s) in completely separate frequency ranges. Receiver unit 210 is capable of receiving both the DBS and the OOB data simultaneously and making the two data streams (the scrambled DBS and the OOB data) available for further processing by the CA subsystem.

10

Furthermore, in accordance with the present invention, receiver unit 210 does not typically incorporate any descrambling capability or circuitry in and of itself. In one embodiment, receiver unit 210 has built-in support for AV/C (an industry standard audio-video command set) and 1394. Such 1394-AV/C
15 support is desirable because it enables receiver unit 210 to control other AV/C media devices on the 1394 network. The present invention appreciates that this built-in 1394-AV/C support can be further utilized to implement distributed CA control by separating the authorization and descrambling of the DBS using the OOB data (CA functionality) from the reception of the signals (both the DBS and
20 the OOB data). Accordingly, in various embodiments of the present invention, receiver unit 210 and one or more CA control units 220, 220a, 220b, 220c (described below) jointly implement the CA functionality within the CA subsystem, wherein receiver unit 210 receives the DBS and the OOB data and routes them over the network to CA control units 220, 220a, 220b and/or 220c
25 which descramble the DBS using the OOB data after proper authorization.

More specifically, in one embodiment, receiver unit 210 performs (as a tuner) the reception of the DBS and the OOB data, and then routes the two data streams over to CA control unit 220 for any authorization and descrambling that
5 may be required to generate the desired descrambled programming content. Thus, while receiver unit 210 and the prior art card-based STB both serve to receive broadcast signals from service providers, receiver unit 210 and the prior art are significantly distinct because the architecture of receiver unit 210 expressly eliminates the need for descrambling hardware, which is an essential
10 component of the prior art card-based STB, from receiver unit 210. As such, descrambling components costs are not routinely incurred for every receiver unit 210, as is the case in the prior art. Consequently, the design of receiver unit 210 is greatly simplified and the manufacturing cost is greatly reduced.

15 Referring still to Figure 2, optional media devices 230 and 230a are coupled to the 1394 network in accordance with one embodiment of the present invention. Media devices 230 and 230a can be any storage (e.g., disc storage), recording (e.g., VCR) or display unit (e.g., full digital TV, limited display on a PDA, text-only LCD screen). Numerous operating options for media devices
20 230 and 230a are supported within the scope of the present invention. For example, to view or record a live broadcast, the DBS and OOB data streams are received by receiver unit 210, descrambling is performed by CA control unit 220, and then the descrambled signal is sent to media device 230 for viewing and/or recording. As another example, to playback a prerecorded program,
25 media device 230a can read the prerecorded media, send the recorded signal

-13-

to CA control unit 220 for authorization and/or descrambling if necessary, and then media device 230 can display the program for viewing.

With reference still to Figure 2, an optional modem device 240 is coupled
5 to the 1394 network in accordance with one embodiment of the present
invention. Modem device 240 enables two-way communications between the
1394 network and an external device to which modem device 240 is
communicatively connected, thus providing an additional avenue for data
exchange (downloading and uploading) between the 1394 network and other
10 domains. In an exemplary embodiment, modem device 240 is used for the
purchase of an impulse pay-per-view service, wherein modem device 240
sends a message to the service provider indicating the customer's decision to
purchase the PPV service and allowing for billing. It is appreciated that various
types of modem devices 240 can be used in accordance with the present
15 invention. For instance, a PSTN/POTS type modem or a cable modem can be
used as modem device 240.

Referring again to Figure 2, an optional card interface device 250 is
coupled to the 1394 network in accordance with one embodiment of the present
20 invention. In conjunction with an appropriate smart card, card interface device
250 is capable of performing limited CA functionality as described above with
respect to prior art STBs. Nevertheless, card interface device 250 can also be
used to implement other specialized functions when special-purpose smart
cards are provided. An exemplary embodiment involves using a smart card and

card interface device 250 to provide electronic commerce capabilities to the 1394 network in accordance with the present invention.

Receiver unit 210 and CA control units 220, 220a, 220b, 220c are now
5 described in greater detail with reference to Figure 3 through Figure 6. As
discussed above, receiver unit 210 functions to receive the DBS and the OOB
data from the service provider and route them over the network to CA control
units 220, 220a, 220b and/or 220c. Upon receiving the DBS and the OOB data,
CA control units 220, 220a, 220b and/or 220c perform any required
10 authorization and then descramble the DBS using the OOB data. Figure 3
illustrates the internal architecture of receiver unit 210 and CA control unit 220
of CA subsystem 200 and the routing of signals between the two units in
accordance with one embodiment of the present invention. Referring to Figure
3, receiver unit 210 comprises two subunits, namely, a main tuner subunit 212
15 and an OOB tuner subunit 214, in accordance with the present invention. In
one embodiment, main tuner subunit 212 and OOB tuner subunit 214 each has
built-in support for AV/C and 1394, such that receiver unit 210 can in turn
support both AV/C and 1394.

20 Furthermore, in this embodiment, each of tuner subunits 212 and 214 is
an AV/C tuner subunit that is compliant with the 1394 Trade Association AV
Working Group standard of April 1998. It is appreciated that present invention
can be with any type of broadcast system. Exemplary embodiments can
support DVB (European standard), ATSC (U.S. standard), analog video, analog
25 audio and DAB. Thus, maximum flexibility and interoperability is ensured by

-15-

adopting the standard AV/C tuner subunit in the architecture of this embodiment of the present invention.

Significantly, main tuner subunit 212 can be set to receive the DBS that
5 represents main broadcast data (e.g., programming content) being delivered via
a frequency within regular broadcast frequency range 110 of Figure 1, while
OOB tuner subunit 214 is dedicated to receive the OOB data being delivered via
a frequency within OOB frequency range 120 of Figure 1. In other words, tuner
subunits 212 and 214 monitor and receive signals in different frequency ranges
10 than each other. Working in conjunction, tuner subunits 212 and 214 enable
receiver unit 210 to simultaneously handle the incoming DBS and OOB data,
even though they are being transmitted via different frequencies. As such,
receiver unit 210 overcomes a critical deficiency in the prior art STBs, namely,
the inability to handle two signals or data streams being concurrently delivered
15 via two separate frequencies.

Having received the DBS and the OOB data using main tuner subunit
212 and OOB tuner subunit 214, respectively, receiver unit 210 routes the two
data streams to CA control unit 220, which comprises a CA subunit 222, for
20 further processing. CA subunit 222 in turn comprises two destination (input)
ports—one for receiving the DBS data and the other for receiving the OOB
data—and one source (output) port for delivering descrambled content (yet still
copy protected, as explained below) to other devices on the 1394 network. CA
control unit 220 further comprises an optional panel subunit 224 (as disclosed
25 in the co-pending application entitled "A Method and System for Providing a

-16-

User Interface for a Networked Device Using Panel Subunit Descriptor Information" by Ludtke, et al.; serial number 09/108,265; attorney docket number SONY-50L2069.01; filed July 1, 1998) for providing on screen display (OSD) support for CA control unit 220. For example, panel subunit 224 enables
5 on screen user interaction during payment authorization when a user selects a PPV program. Although support for PCMCIA within CA control unit 220 is not required in accordance with the present invention, such functionality may nevertheless be included to provide added compatibility within the scope of the present invention.

10

Figure 4 is a flow diagram 400 illustrating the steps for routing the appropriate data from receiver unit 210 to CA control unit 220 in accordance with one embodiment of the present invention. In step 410, receiver unit 210 identifies CA control unit 220 on the 1394 network by examining the various
15 nodes of the network.

In step 420, receiver unit 210 determines whether CA control unit 220 as identified in step 410 supports the particular broadcasting system employed by receiver unit 210. In one embodiment, receiver unit 210 examines the data
20 structures used in CA subunit 222 of CA control unit 220 to determine if they match with the data structures used in main tuner subunit 212 and OOB tuner subunit 214 of receiver unit 210. If a match is established, receiver unit 210 concludes that CA control unit 220 and receiver unit 210 are compatible. As an example, different CA services as provided by different content providers (e.g.,
25 HBO, ShowTime) could employ different encryption formats or data structures,

so that CA control unit 220 may not be compatible with a particular CA service (e.g., a PPV movie from HBO) received by receiver unit 210. In such cases, receiver unit 210 would proceed to identify another CA control unit on the network (e.g., CA control unit 220a) which can handle the particular CA service
5 in question.

If it is determined in step 420 that CA control unit 220 as identified in step 410 is not compatible with receiver unit 210, process 400 terminates.

10 On the other hand, if it is determined in step 420 that CA control unit 220 is compatible with receiver unit 210, process 400 enters step 430 wherein receiver unit 210 asserts control over CA control unit 220. In one embodiment, receiver unit 210 issues a RESERVE command (as defined in AV/C) to CA subunit 222 of CA control unit 220 for establishing control of CA control unit
15 220.

In step 440 of Figure 4, a logical communication connection is established between receiver unit 210 and CA control unit 220. In one embodiment, an isochronous channel 10 (Figure 3) is allocated between main
20 tuner subunit 212 and CA subunit 222 and another isochronous channel 20 (Figure 3) is allocated between OOB tuner subunit 214 and CA subunit 222. As such, the two output data streams from main tuner subunit 212 and OOB tuner subunit 214 can be routed independently in isochronous channel 10 and isochronous channel 20, respectively. It is appreciated that the OOB data can
25 travel via isochronous channel 20 in various isochronous transmission formats.

One example is the Motion Picture Expert Group (MPEG) transport stream format, which is the format commonly used in regular broadcast. In this case, the OOB data is either broadcasted as an MPEG transport stream and thus can enter isochronous channel 20 without conversion, or the OOB data is
5 broadcasted using a proprietary format and then converted into the MPEG transport stream format before entering isochronous channel 20. Alternatively, a proprietary isochronous transmission format can be used for OOB data traveling via isochronous channel 20. In this case, the proprietary format needs to be defined for each individual broadcast system.

10

In another embodiment, the two data streams from main tuner subunit 212 and OOB tuner subunit 214 are multiplexed into a single isochronous stream and then transmitted to CA subunit 222, wherein the isochronous stream is demultiplexed into the two data streams for further processing.

15

In view of the repetitive nature of certain OOB data (e.g., date information, program information), in yet another embodiment of the present invention, an asynchronous stream is used (instead of isochronous channel 20 as described above) for the transmission of OOB data from OOB tuner subunit 214 to CA
20 subunit 222. It is appreciated that various asynchronous transmission formats can be used in this embodiment. Examples include: the asynchronous channel format being developed by PWG-C/1394 TA, the DPP format, the standard asynchronous stream format defined by IETF (Internet Engineering Task Force), an asynchronous packet format, and other proprietary asynchronous data
25 transfer mechanisms.

In step 450 of Figure 4, a selected portion of the DBS corresponding to the user's service selection is routed from receiver unit 210 to CA control unit 220. More specifically, in one embodiment, as the user scans or surfs the available services carried by the full DBS, receiver unit 210 identifies the particular service (e.g., a PPV movie) selected at a given time and performs a demultiplexing action on the DBS to separate out the portion of the DBS that corresponds to the selected service. The selected portion of the scrambled DBS is then routed from main tuner subunit 212 to CA subunit 222 via isochronous channel 10, while the OOB data is routed from OOB tuner subunit 214 to CA subunit 222 via isochronous channel 20.

In one embodiment, the OOB data is sent to CA subunit 222 continuously irrespective of whether the selected portion of the DBS being sent to CA subunit 222 is encrypted or not. In other words, the OOB data is transmitted even when the user is watching a free-to-air program and no descrambling is required of CA subunit 222. The constant flow of OOB data does not present a significant impact on the overall performance of the 1394 network since the OOB data is a low bandwidth signal (approximately 1.5 Mbs) relative to the bandwidth capability of the 1394 network (currently between 100 and 400 Mbs). In another embodiment, the sending of the OOB data is triggered by the sending of a scrambled signal. In other words, when the user selects a scrambled service and thus causes main tuner subunit 212 to send the scrambled signal to CA subunit 222, the user's selection also causes OOB tuner subunit 214 to send the OOB data to CA subunit 222. In contrast, when the user is accessing an

-20-

unscrambled free-to-air program, only the selected unscrambled portion of the DBS, but not the OOB data, flows from receiver unit 210 to CA control unit 220.

It is appreciated that the AV/C tuner subunit model incorporates
5 demultiplexing capability which can be advantageously utilized in the embodiment of the present invention as described above. Importantly, by demultiplexing the DBS and transmitting just the portion of the DBS that corresponds to the selected service over the 1394 network, rather than sending the full DBS or digital multiplex across the network, the instant embodiment of
10 the present invention optimizes the bandwidth usage of the entire network.

It is also appreciated that within the scope of the present invention, the function of routing control can either be implemented within receiver unit 210 as described above, or be isolated from receiver unit 210 and implemented as a
15 separate node or as part of another unit on the 1394 network. In such alternative embodiments, minor adjustments to process 400, as described above with reference to Figure 4, would be no doubt clear to one skilled in the art.

20 Upon receiving the selected portion of the DBS and the OOB data as described above, CA subunit 222 performs the actual authorization and the descrambling of the DBS as appropriate. Figure 5 is a flow diagram 500 illustrating the steps for performing authorization and descrambling as used by CA subunit 222 in accordance with one embodiment of the present invention.

-21-

In step 510, CA subunit 222 determines whether the selected portion of the DBS is scrambled or not.

If it is determined in step 510 that the selected portion of the DBS is not
5 scrambled, such as when the consumer is tuned to a free-to-air program, no descrambling is necessary and process 500 terminates.

If it is determined in step 510 that the selected portion of the DBS is scrambled, process 500 proceeds to step 520, wherein CA subunit 222
10 determines whether authorization is necessary for the programming content. For instance, if the DBS represents an impulse purchase of a PPV movie, authorization for payment is required before the movie can be made available to the user for viewing and/or recording. In this case, modem device 240 (Figure 2) may be required to act as an authorization channel with the service
15 provider to facilitate billing. Likewise, if the DBS represents scrambled "premium" services such as HBO and ShowTime, authorization is needed even though such premium services may be part of the standard subscription package that the user pays for on a monthly basis. There is a need for authorization in this case because other premium services which are not part of
20 the user's subscription package may also exist in the DBS. However, if the DBS represents non-premium programming content which is part of the user's standard viewing subscription or a free-to-air broadcast, then no authorization is required. As another example, the user may have specified access restrictions for certain programs, so that an access code or a password is required to gain

-22-

access to those programs. In this case, authorization (code or password verification) is necessary.

If it is determined in step 520 that no authorization is necessary, then
5 process 500 simply proceeds to step 550.

On the other hand, if it is determined in step 520 that authorization is necessary, process 500 proceeds to step 530, wherein CA subunit 222 performs the requisite user authorization. In one embodiment, CA subunit 222
10 initiates an interaction with the user (e.g., via on screen display and selection) to accomplish the task. Process 500 then moves on to step 540.

In step 540, process 500 determines whether the authorization performed in step 530 was successful or not. If it is determined in step 540 that
15 the authorization of step 530 was unsuccessful (e.g., user cancellation, payment denied), then no descrambling is performed and process 500 terminates. If it is determined in step 540 that the authorization of step 530 was successful, process 500 enters step 550, wherein CA subunit 222 uses the OOB data to descramble the encrypted DBS, and then moves on to step 560. In step 560,
20 CA subunit 222 encrypts the signal generated using the OOB data with the standard 1394 copy protection scheme. Process 500 terminates thereafter.

As is well known in the digital broadcasting art, the designated digital interface for audio visual (AV) content is 1394-compliant, and a standard
25 protection scheme for AV content on a 1394 network has been devised. For the

-23-

protection of AV content against illicit copying within a consumer's in-home 1394 network, this standard 1394 copy protection scheme is used to encrypt the AV content that is flowing within the in-home network, such as when the DBS is being transmitted from CA control unit 220 to a display device like a TV. In other 5 words, even within the home network environment, there is no "clear", or entirely unencrypted, data stream flowing over the wire of the 1394 network unless the content is that of free-to-air programs. Thus, to implement this protection mechanism, the dual role of CA control unit 220 involves descrambling the private or proprietary encryption used to protect the DBS 10 during its delivery from the service provider to the consumer's household, and then encrypting the resulting signal with the standard 1394 copy protection scheme before making the content data available to other devices on the network via isochronous channel 30.

15 Furthermore, in one embodiment, CA control unit 220 interacts with the intended destination(s), such as media devices 230 and 230a as illustrated in Figure 2, to verify that the device(s) are authorized to receive the programming content before the copy-protected signal is routed to the device(s) in question. Additional protection against unauthorized viewing and/or recording is thereby 20 afforded.

Figure 6 illustrates the routing of signals between receiver unit 210 and multiple CA control units 220, 220a, 220b and 220c of the CA subsystem in accordance with one embodiment of the present invention. With reference to 25 Figure 6, each of CA control units 220, 220a, 220b and 220c has its own CA

-24-

subunit, namely, CA subunits 222, 222a, 222b and 222c, respectively. It is appreciated that CA subunits 222a, 222b and 222c share the same attributes with CA subunit 222 as described above with reference to Figure 3. In this embodiment, the user can simultaneously have access to multiple CA services

5 if the user so desires. More particularly, the user selects the various CA services through different devices on the 1394 network (e.g., media devices 230 and 230a as illustrated in Figure 2) and, using its demultiplexing capability as described above, main tuner subunit 212 identifies the relevant portions of the DBS corresponding to the selected services and delivers the demultiplexed

10 content data streams to CA subunits 222, 222a, 222b and 222c via four separate isochronous channels 10, 10a, 10b and 10c, respectively. Meanwhile, OOB tuner subunit 214 provides a single output stream of OOB data which is routed to CA subunits 222, 222a, 222b and 222c via the single isochronous channel 20.

15

Importantly, by making available a single OOB data stream to be used by the several CA subunits 222, 222a, 222b and 222c, bandwidth usage of the 1394 network is optimized because the OOB data is not duplicated for each of the content data streams. Indeed, the single OOB data stream flowing via

20 isochronous channel 20 can be furnished to the CA subunit of any CA control unit on the 1394 network and can be used to descramble any CA services carried by the full DBS. As would be clear to one skilled in the art, within the scope of the present invention, the instant embodiment can be expanded to include even more CA control units, so that an even greater number of CA

25 services can be simultaneously accessed, subject only to the physical limitation

-25-

of the maximum allowable number of nodes and channels on a 1394 network. Currently, up to 64 nodes (devices) and 64 isochronous channels are allowed on a 1394 network is 64. Nevertheless, one of the 64 isochronous channels is dedicated to "broadcast", such that all data transmitted in the broadcast channel

5 is visible to all nodes. As a result, 63 "private" (non-broadcast) channels are available for general purpose use, meaning that 63 different CA services can potentially be accessed concurrently. As such, the present invention advantageously eliminates the restrictive limitation inherent in the prior art that the user can only access a few (typically with a maximum of 4) CA services at

10 any given time, and provides the user maximum flexibility in fashioning the user's viewing and recording schedules.

Although the foregoing embodiments of the present invention are described with respect to an AV/C environment, it is appreciated that other

15 embodiments are well suited for use in a HAVi (Home Audio/Video Interoperability) environment. In particular, in such alternative embodiments, the various AV/C units (e.g., receiver unit 210, CA control unit 220) and subunits (e.g., main tuner subunit 212, OOB tuner subunit 214, CA subunit 222, panel subunit 224) described above can be substituted with equivalent HAVi device

20 control modules (DCMs) and functional control modules (FCMs) having the same architecture as disclosed for the AV/C counterparts, such that these embodiments provide a distributed 1394-HAVi CA subsystem. Furthermore, within the scope of the present invention, other embodiments can be realized in any device modeling/control protocol. Such protocols include, but are not

25 limited to, Home Plug 'n Play, HAPI, DPP device/function modeling and CAL.

The preferred embodiment of the present invention, a method and apparatus for distributed conditional access control on a serial communication network, is thus described. While the present invention has been described in particular embodiments, it should be appreciated that the present invention
5 should not be construed as limited by such embodiments, but rather construed according to the below claims.

CLAIMS

What is claimed is:

- 5 1. A communication network comprising:
 - a) a receiver unit for receiving information from a service provider and coupled to a serial communication network, said receiver unit comprising:
 - 10 a1) a first tuner for generating a first digital signal encoded under a first encryption format;
 - a2) a second tuner for generating out-of-band (OOB) data, wherein said first digital signal and said OOB data are transmitted on said serial communication network; and
 - 15 b) a first conditional access (CA) unit coupled to said serial communication network to receive said first digital signal and said OOB data, said first CA unit for generating a first decrypted digital signal (DDS) based on said OOB data and said first encryption format, said first CA unit also for transmitting said first DDS over said serial communication network.
- 20 2. The communication network as recited in Claim 1 wherein said serial communication network is compliant with the IEEE 1394 communication standard.
3. The communication network as recited in Claim 1 or 2 wherein said first DDS is
25 copy protected under a copy protection format wherein said copy protection format is different from said first encryption format.
4. The communication network as recited in Claim 1 or 2 wherein said first DDS is copy protected under a copy protection format and further comprising a media device
30 coupled to said serial communication network, said media device for applying said copy protection format to said first DDS to generate an unscrambled digital signal for viewing.
5. The communication network as recited in any one of the preceding claims wherein said first digital signal is transmitted from said first tuner on said serial

35 communication network to said first CA unit via a first isochronous channel, and said
OOB data is transmitted from said second tuner on said serial communication network to
said first CA unit via a second isochronous channel.

6. The communication network as recited in any one of the preceding claims
40 wherein said first tuner is also for generating a second digital signal encoded under a
second encryption format and further comprising a second CA unit coupled to said serial
communication network to receive said OOB data and said second digital signal, said
second CA unit for generating a second DDS based on said OOB data and said second
encryption format, said second CA unit also for transmitting said second DDS over said
45 serial communication network.

7. The communication network as recited in any one of the preceding claims
wherein said first CA unit further comprises a panel subunit for providing on screen
display (OSD) support for said first CA unit.

50

8. The communication network as recited in any one of the preceding claims further
comprising a modem device for performing two-way communications between said serial
communication network and an external device.

9. The communication network of any one of the preceding claims wherein said
55 receiver unit includes a signal reception means and said CA includes a first control
means.

10. A method for implementing distributed conditional access (CA) over a serial
60 communication network in a digital broadcasting environment, said method comprising
the steps of:

- a) receiving information from a service provider using a receiver coupled to
said serial communication network, said information being broadcasted in two different
frequencies;
- 65 b) generating a first digital signal encoded under a first encryption format and
out-of-band (OOB) data from said information using said receiver;
- c) transmitting said first digital signal and said OOB data from said receiver

over said serial communication network to a first control device, said first control device being a different network node than said receiver;

70 d) generating a first decrypted digital signal (DDS) from said first digital signal and said OOB data using said first control device, such that said first DDS is not encrypted under said first encryption format; and

 e) transmitting said first DDS over said serial communication network to a first media device for rendering thereon.

75

11. The method as recited in Claim 10 wherein said serial communication network is compliant with the IEEE 1394 communication standard.

12. The method as recited in Claim 10 or 11 further comprising the step f) of copy
80 protecting said first DDS under a copy protection format wherein said copy protection format is different from said first encryption format.

13. The method as recited in Claim 10, 11 or 12 further comprising the steps of:

85 g) generating a second digital signal encoded under a second encryption format using said receiver;

 h) transmitting said second digital signal from said receiver over said serial communication network to a second control device, said second control device being a different network node than said receiver and said first control device;

90 i) generating a second DDS from said second digital signal and said OOB data using said second control device, such that said second DDS is not encrypted under said second encryption format; and

 j) transmitting said second DDS over said serial communication network to a second media device for rendering thereon.

95

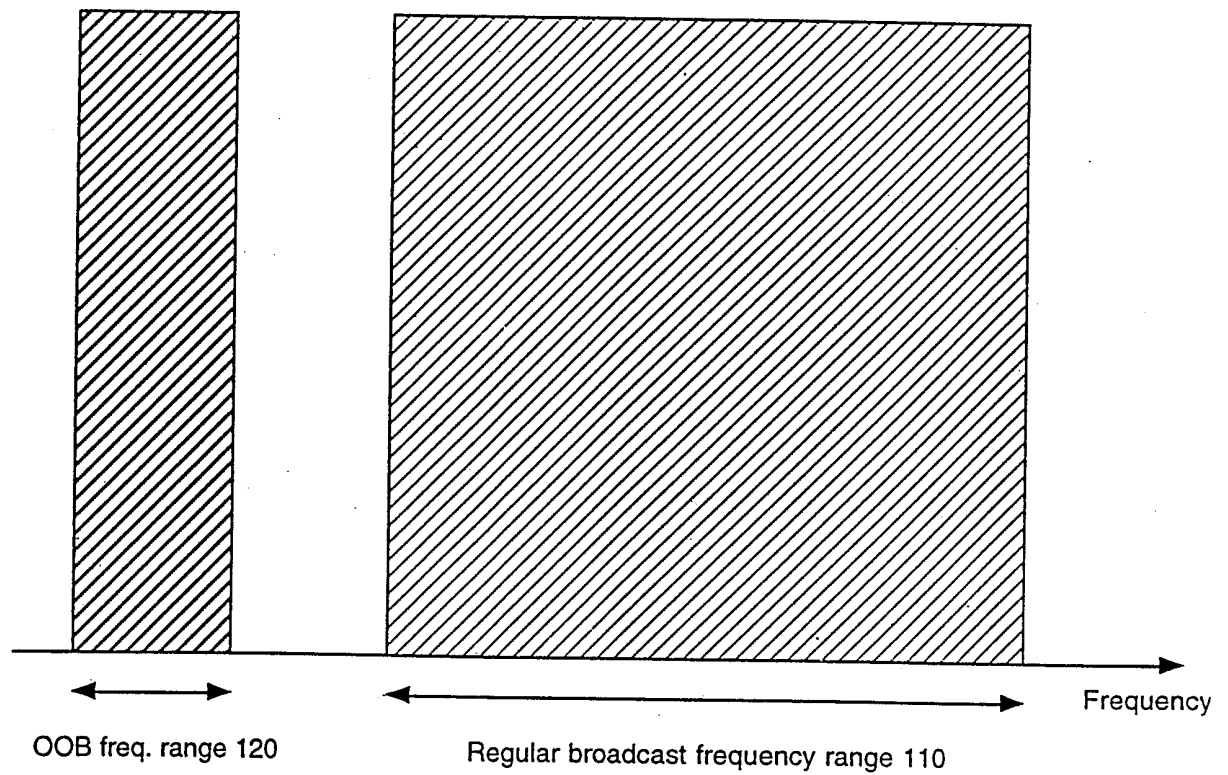
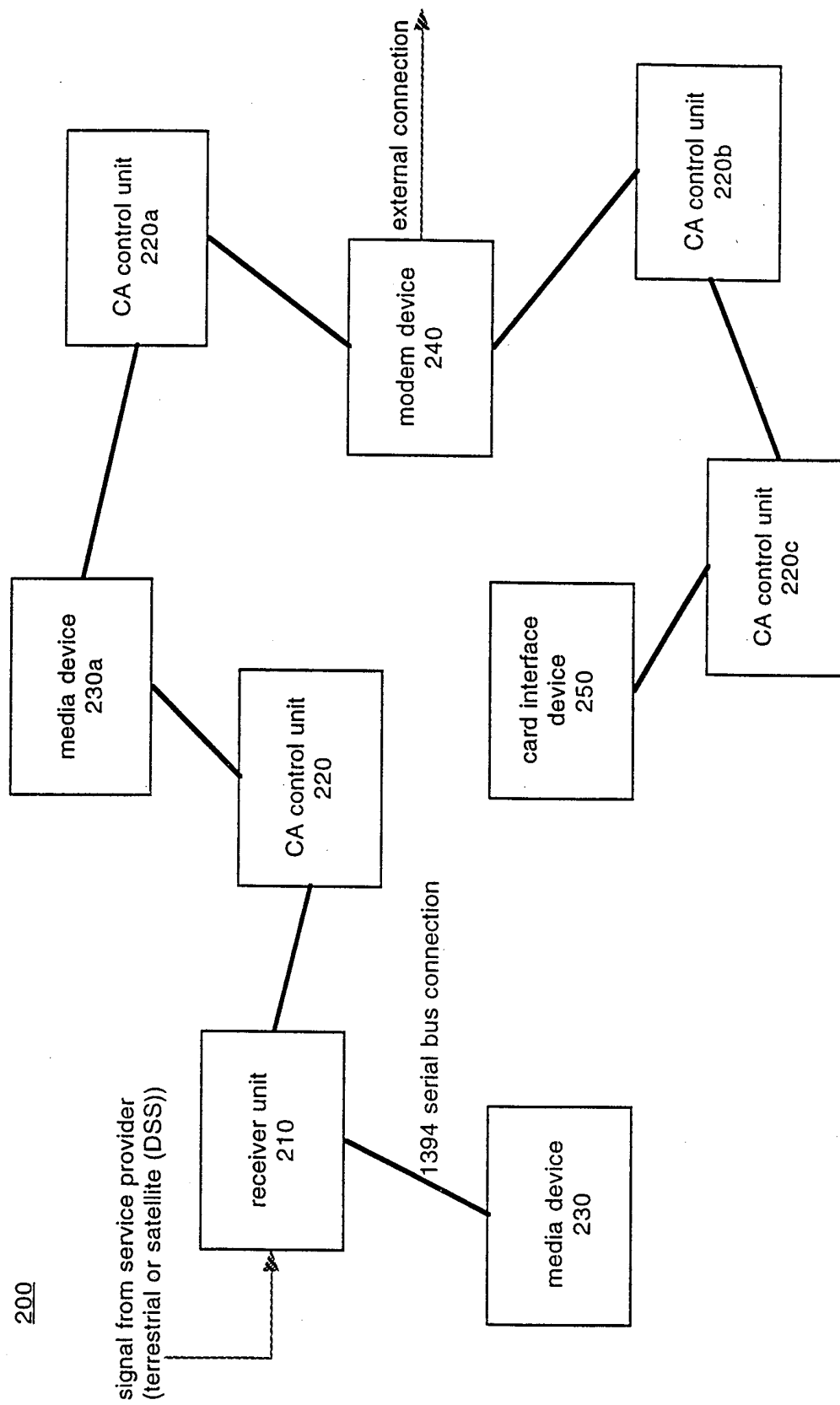


Figure 1

**Figure 2**

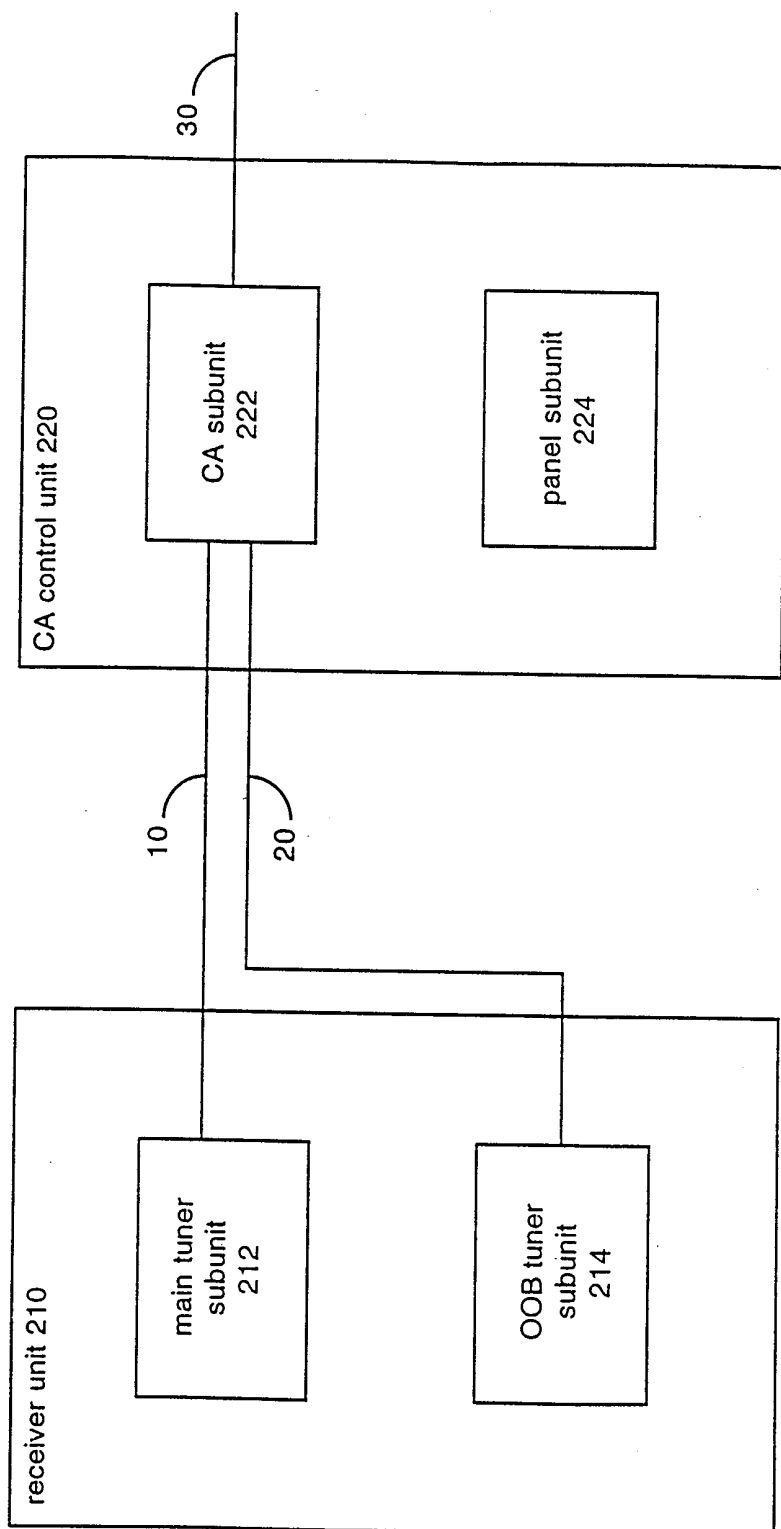
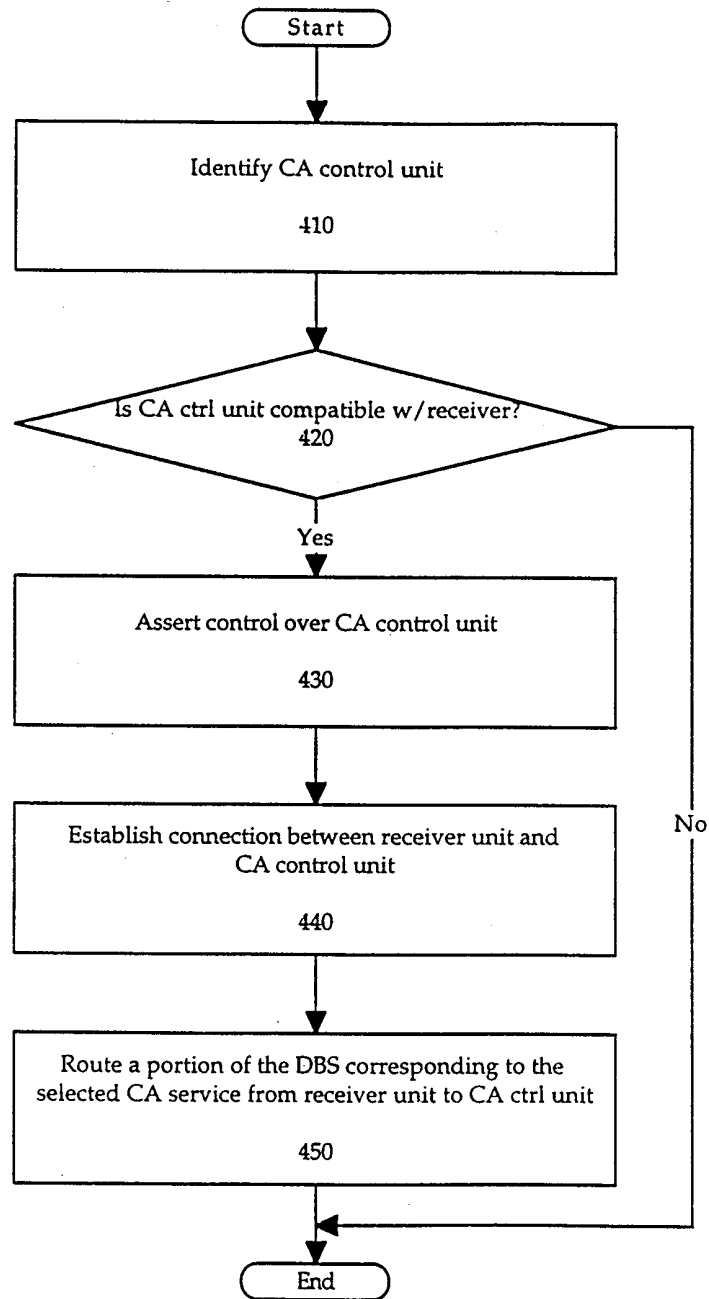
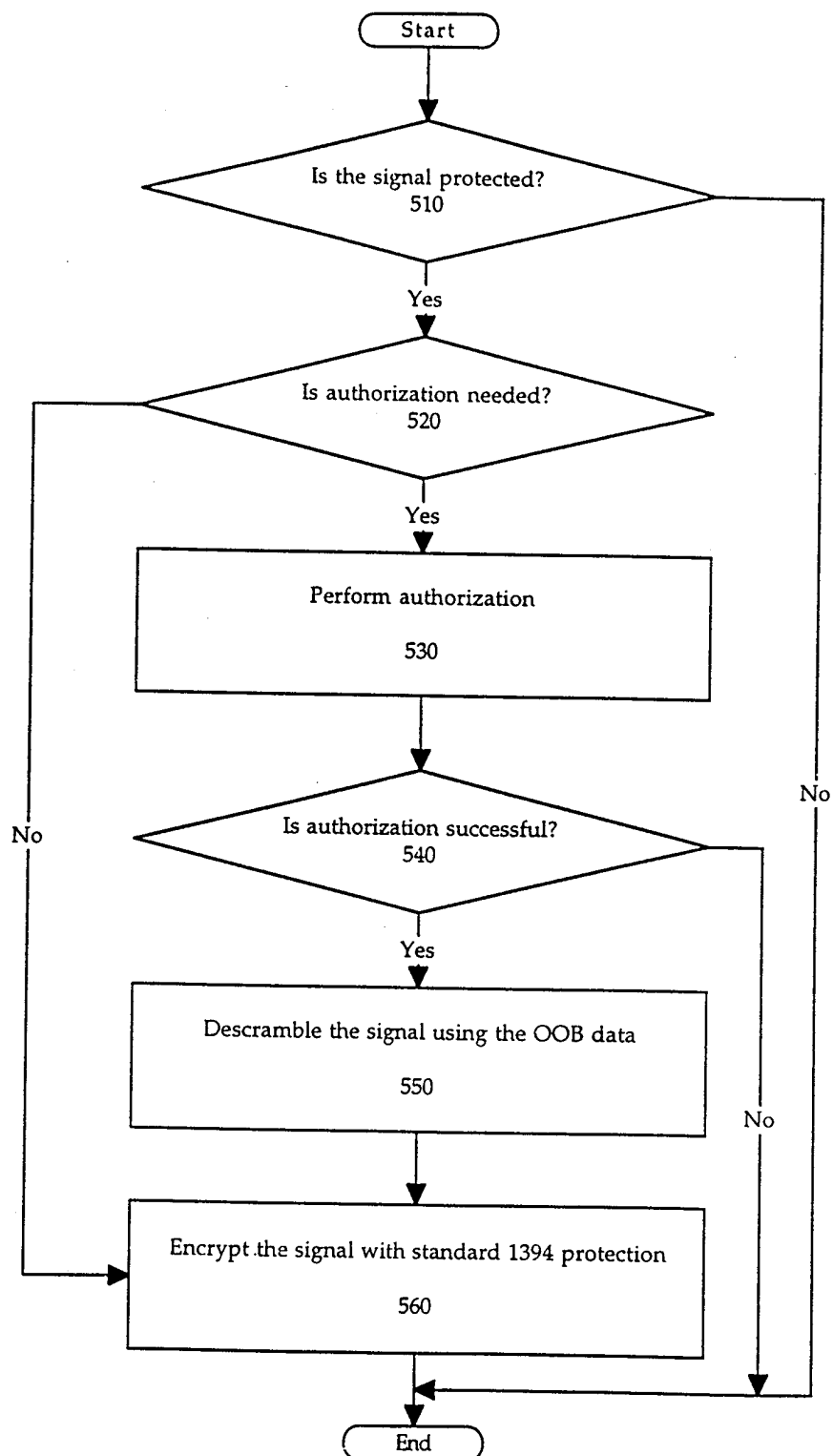
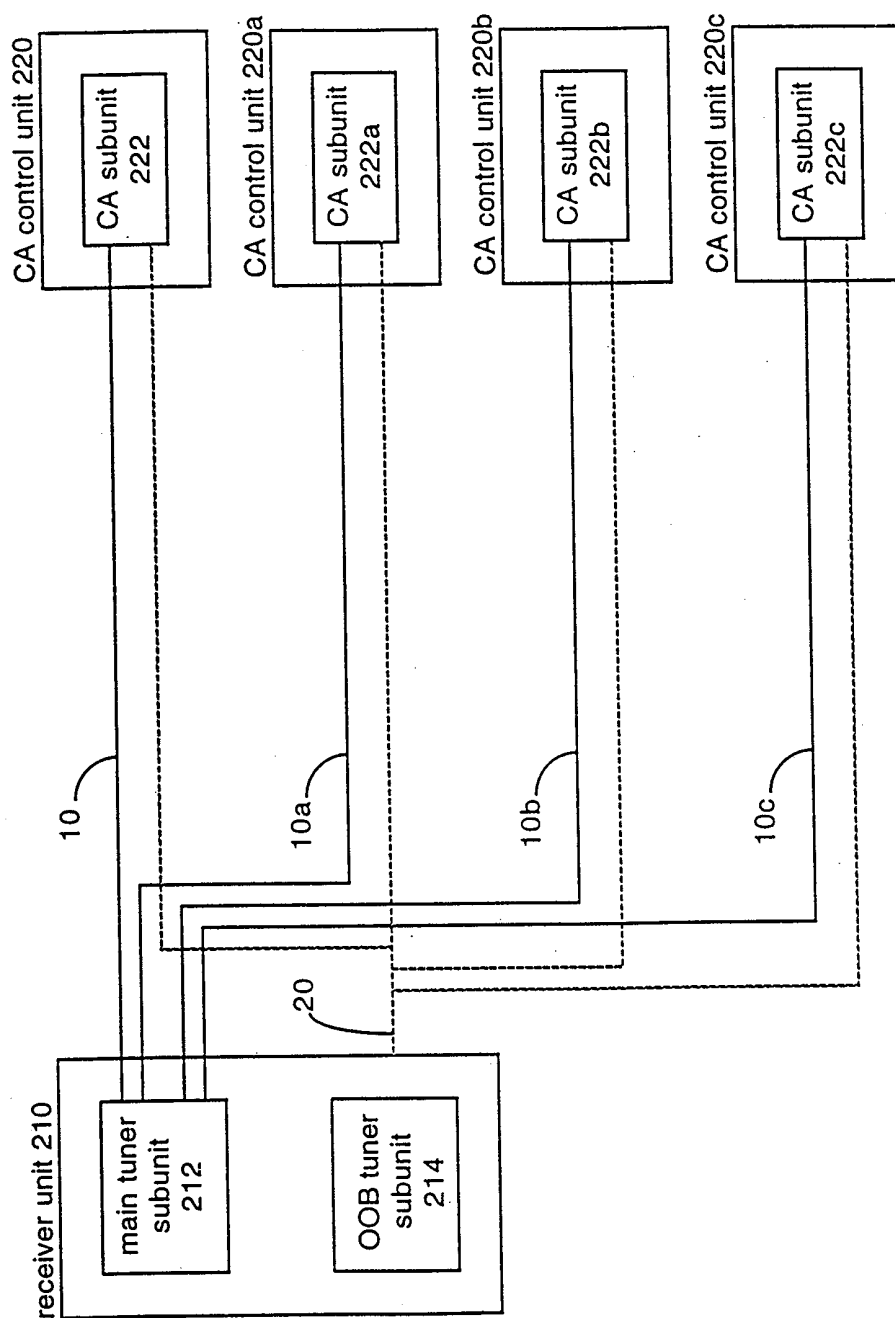


Figure 3

400**Figure 4**

500

**Figure 5**

**Figure 6**

INTERNATIONAL SEARCH REPORT

International Application No

PCT/LJ 99/09840

A. CLASSIFICATION OF SUBJECT MATTER

IPC 6 H04N5/00 H04N7/167

According to International Patent Classification (IPC) or to both national classification and IPC

B. FIELDS SEARCHED

Minimum documentation searched (classification system followed by classification symbols)

IPC 6 H04N H04L G06F

Documentation searched other than minimum documentation to the extent that such documents are included in the fields searched

Electronic data base consulted during the international search (name of data base and, where practical, search terms used)

C. DOCUMENTS CONSIDERED TO BE RELEVANT

Category	Citation of document, with indication, where appropriate, of the relevant passages	Relevant to claim No.
Y A	US 4 599 647 A (GEORGE ASHOK K ET AL) 8 July 1986 (1986-07-08) column 1, line 1 - column 2, line 60 column 6, line 49 - line 64 column 9, line 39 - column 11, line 21 ---	1,7-10 2-6, 11-13
Y A	WO 97 20432 A (SCIENTIFIC ATLANTA) 5 June 1997 (1997-06-05) page 6, line 23 - page 8, line 7 page 9, line 1 - line 14 figures 1,2A ---	1,7-10 2-6, 11-13
A	EP 0 382 296 A (PHILIPS NV) 16 August 1990 (1990-08-16) the whole document ---	1-13
	--- -/--	

☒ Further documents are listed in the continuation of box C.

☒ Patent family members are listed in annex.

Special categories of cited documents:

"A" document defining the general state of the art which is not considered to be of particular relevance

"E" earlier document but published on or after the international filing date

"L" document which may throw doubts on priority claim(s) or which is cited to establish the publication date of another citation or other special reason (as specified)

"O" document referring to an oral disclosure, use, exhibition or other means

"P" document published prior to the international filing date but later than the priority date claimed

"T" later document published after the international filing date or priority date and not in conflict with the application but cited to understand the principle or theory underlying the invention

"X" document of particular relevance; the claimed invention cannot be considered novel or cannot be considered to involve an inventive step when the document is taken alone

"Y" document of particular relevance; the claimed invention cannot be considered to involve an inventive step when the document is combined with one or more other such documents, such combination being obvious to a person skilled in the art.

"&" document member of the same patent family

Date of the actual completion of the international search

7 September 1999

Date of mailing of the international search report

15/09/1999

Name and mailing address of the ISA

European Patent Office, P.B. 5818 Patentlaan 2
NL - 2280 HV Rijswijk
Tel. (+31-70) 340-2040, Tx. 31 651 epo nl,
Fax: (+31-70) 340-3016

Authorized officer

La, V

INTERNATIONAL SEARCH REPORT

International Application No

PCT/US 99/09840

C.(Continuation) DOCUMENTS CONSIDERED TO BE RELEVANT

Category	Citation of document, with indication, where appropriate, of the relevant passages	Relevant to claim No.
A	GIACHETTI J -L ET AL: "A COMMON CONDITIONAL ACCESS INTERFACE FOR DIGITAL VIDEO BROADCASTING DECODERS" IEEE TRANSACTIONS ON CONSUMER ELECTRONICS, vol. 41, no. 3, 1 August 1995 (1995-08-01), pages 836-841, XP000539543 ISSN: 0098-3063 section "Access to decoders" section "Description of a decoder with CA capabilities" section "Considered technical solutions" ---	1-13
A	CUTTS D J: "DVB CONDITIONAL ACCESS" ELECTRONICS AND COMMUNICATION ENGINEERING JOURNAL, vol. 9, no. 1, 1 February 1997 (1997-02-01), pages 21-27, XP000722905 ISSN: 0954-0695 sections 4-6 ---	1-13
A	WO 97 38530 A (DAVIES DONALD WATTS ;GLASSPOOL ANDREW (GB); DIGCO B V (NL); RIX SI) 16 October 1997 (1997-10-16) abstract ---	1,3,4, 10,12
P,A	EP 0 910 217 A (THOMSON MULTIMEDIA SA) 21 April 1999 (1999-04-21) the whole document -----	1-13

INTERNATIONAL SEARCH REPORT

mation on patent family members

International Application No

PCT/US 99/09840

Patent document cited in search report	Publication date	Patent family member(s)	Publication date
US 4599647 A	08-07-1986	NONE	
WO 9720432 A	05-06-1997	US 5771064 A AU 1275597 A	23-06-1998 19-06-1997
EP 0382296 A	16-08-1990	NL 8900307 A AU 620298 B AU 4911190 A CA 2009290 A CN 1045317 A, B DE 69011543 D DE 69011543 T JP 2250439 A US 4980912 A US 5144662 A	03-09-1990 13-02-1992 16-08-1990 08-08-1990 12-09-1990 22-09-1994 02-03-1995 08-10-1990 25-12-1990 01-09-1992
WO 9738530 A	16-10-1997	AU 2506397 A CA 2250833 A CN 1215528 A EP 0891670 A HR 970160 A	29-10-1997 16-10-1997 28-04-1999 20-01-1999 28-02-1998
EP 0910217 A	21-04-1999	FR 2769779 A CN 1220549 A	16-04-1999 23-06-1999