

A. BARNUM.
VENTILATOR.

No. 192,557.

Patented July 3, 1877.

Fig 1

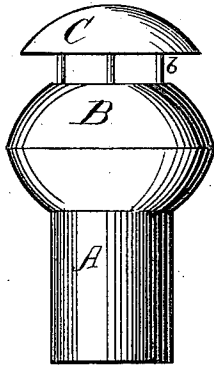


Fig 2.

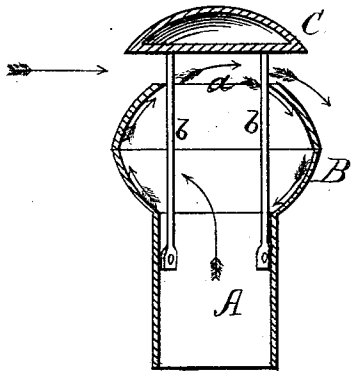
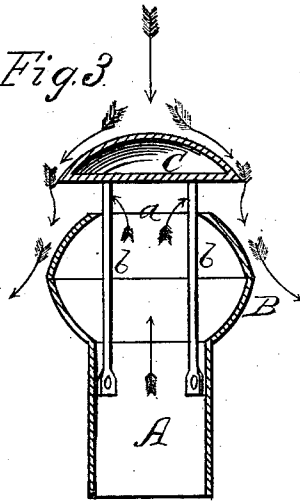


Fig 3.



Witnesses;

W. C. McArthur,

E. L. Evert

Inventor.

Ashbell Barnum.

per

J. H. Alexander & Co
Attorneys.

UNITED STATES PATENT OFFICE.

ASHBELL BARNUM, OF GREEN ISLAND, NEW YORK, ASSIGNOR, BY MESNE ASSIGNMENTS, TO E. E. RICE, OF WASHINGTON, D. C.

IMPROVEMENT IN VENTILATORS.

Specification forming part of Letters Patent No. **192,557**, dated July 3, 1877; application filed December 13, 1876.

To all whom it may concern:

Be it known that I, ASHBELL BARNUM, of Green Island, in the county of Albany and State of New York, have invented certain new and useful Improvements in Ventilator; and I do hereby declare that the following is a full, clear, and exact description thereof, reference being had to the accompanying drawings, and to the letters of reference marked thereon, which form part of this specification.

The nature of my invention consists in the construction and arrangement of a ventilator, as will be hereinafter more fully set forth.

In order to enable others skilled in the art to which my invention appertains to make and use the same, I will now proceed to describe its construction and operation, referring to the annexed drawing, in which—

Figure 1 is a side view of my ventilator. Figs. 2 and 3 are vertical sections of the same.

A represents a vertical tube or shaft, provided at its upper end with an enlargement, B, in somewhat spherical shape, the top opening *a* being of the same diameter as the interior of the tube or shaft A.

C is a cap or cone elevated above the spherical enlargement B, and attached to the tube A by means of rods *b b*.

The lower edge of the cap or cone is of considerably larger diameter than that of the top opening *a*.

The ventilator thus constructed is to be properly arranged in a building, with the sphere B and cone C elevated above the roof thereof for a suitable distance, and whichever way the wind blows a current will be created upward through the shaft A, and out between the cone and sphere.

In Fig. 2 I have shown by arrows the action of a horizontal wind, and in Fig. 3, in similar manner, the action of wind blowing down upon the top of the cone.

Having thus fully described my invention, what I claim as new, and desire to secure by Letters Patent, is—

The combination of the tube or shaft A, the spherical enlargement B at the top thereof, and the elevated cone C, substantially as and for the purposes herein set forth.

In testimony that I claim the foregoing as my own I affix my signature in presence of two witnesses.

ASHBELL BARNUM.

Witnesses:

JOHN A. BURNS,
ARCHIE CULLEN.