



US00D494571S1

(12) **United States Design Patent**
Polito

(10) **Patent No.:** **US D494,571 S**

(45) **Date of Patent:** **** Aug. 17, 2004**

(54) **COMMUNICATIONS HEADSET ADAPTER**

(75) Inventor: **Fred Polito**, Santa Cruz, CA (US)

(73) Assignee: **Plantronics, Inc.**, Santa Cruz, CA (US)

(**) Term: **14 Years**

(21) Appl. No.: **29/195,428**

(22) Filed: **Dec. 10, 2003**

(51) **LOC (7) Cl.** **14-01**

(52) **U.S. Cl.** **D14/223; D14/240**

(58) **Field of Search** D14/192, 218,
D14/240, 242, 432, 433, 434, 426, 223;
D13/108, 110, 133, 153, 146-147, 160,
184; 439/607-610, 676, 687, 696, 731;
455/352-355; 381/370, 376-381

(56) **References Cited**

U.S. PATENT DOCUMENTS

D432,524 S	*	10/2000	Yamagishi	D14/218
D443,859 S	*	6/2001	Hogan	D13/133
D457,513 S	*	5/2002	Pirelli et al.	D14/223
D458,264 S	*	6/2002	MacGregor	D14/426
D462,689 S	*	9/2002	Moran	D14/433
D465,784 S	*	11/2002	Lin	D14/433
D475,996 S	*	6/2003	Skulley	D14/240
D479,225 S	*	9/2003	De Saulles	D14/218

* cited by examiner

Primary Examiner—Paula A. Greene

(74) *Attorney, Agent, or Firm*—Peter Hsieh

(57) **CLAIM**

The ornamental design for a communications headset adapter, as shown and described.

DESCRIPTION

FIG. 1 is an upper front right perspective view of a communications headset adapter, the broken line drawings of a connecting cord and a Universal Serial Bus (USB) connector are for illustrative purposes only and form no part of the claimed design.

FIG. 2 is an upper back left perspective view of a communications headset adapter.

FIG. 3 is a front elevational view of the communications headset adapter.

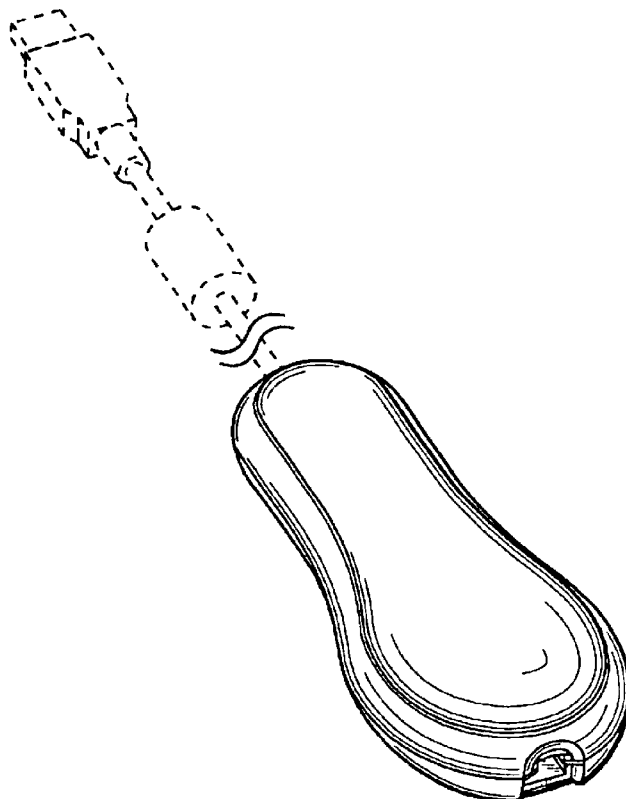
FIG. 4 is a right side elevational view of the communications headset adapter, the left side elevational view of the communications headset adapter being a mirror image thereof.

FIG. 5 is a rear elevational view of the communications headset adapter.

FIG. 6 is a top plan view of the communications headset adapter; and,

FIG. 7 is a bottom plan view of the communications headset adapter.

1 Claim, 2 Drawing Sheets



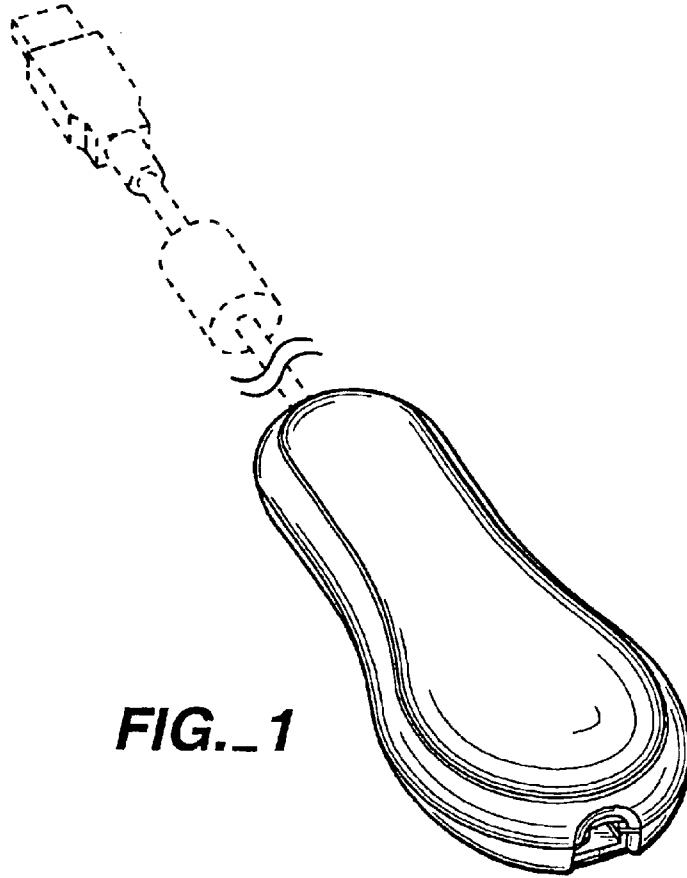


FIG._1

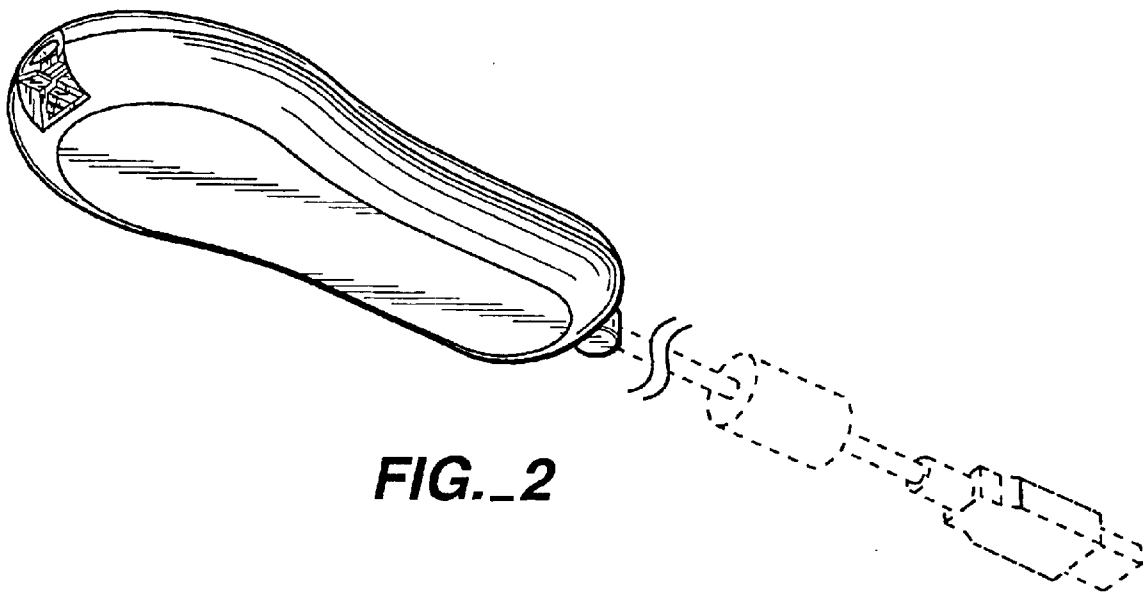


FIG._2

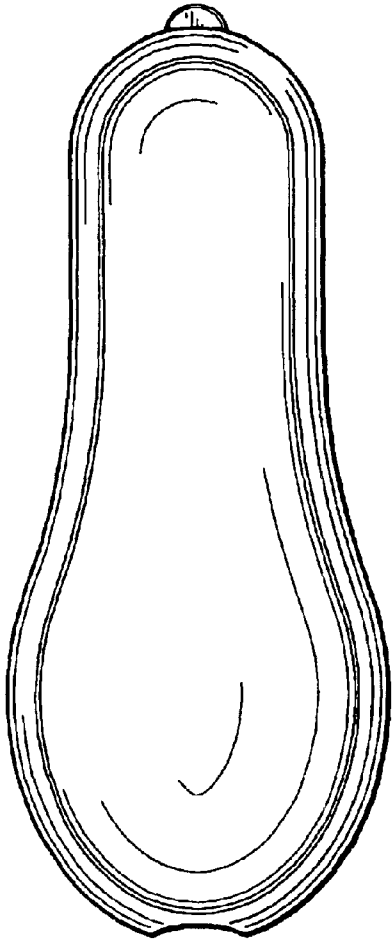


FIG._3

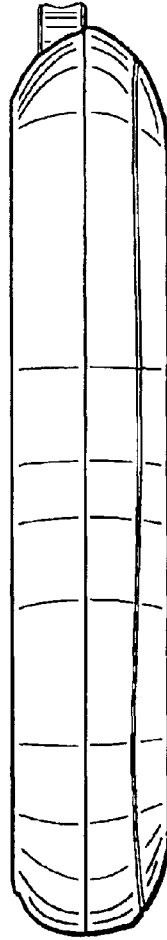


FIG._4

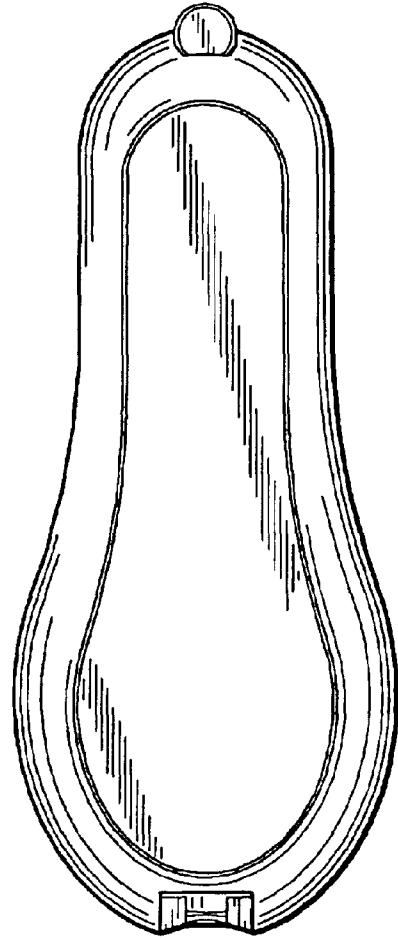


FIG._5

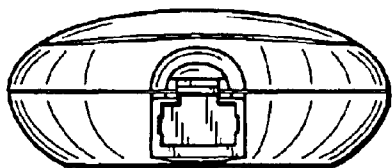


FIG._6

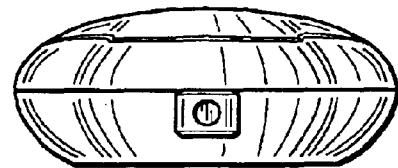


FIG._7