

AUSTRALIA  
PATENTS ACT 1990  
NOTICE OF ENTITLEMENT

We, **A/S Dumex (Dumex Ltd.)**, the applicant/Nominated Person in respect of  
Application No. 70499/91 state the following:-

The Nominated Person is entitled to the grant of the patent  
because the Nominated Person would, on the grant of a patent for  
the invention to the inventors, be entitled to have the patent  
assigned to the Nominated Person.

DATED this TWENTIETH day of MAY 1993



.....  
a member of the firm of  
DAVIES COLLISON  
CAVE for and on behalf  
of the applicant(s)

(DCC ref: 1586924)



AU9170499

(12) PATENT ABRIDGMENT (11) Document No. AU-B-70499/91  
(19) AUSTRALIAN PATENT OFFICE (10) Acceptance No. 647768

(54) Title  
METHOD AND COMPOSITION FOR CONTROLLED DELIVERY OF BIOLOGICALLY ACTIVE AGENTS

International Patent Classification(s)  
(51)<sup>5</sup> A61K 009/22 A61K 047/44 A61K 031/415

(21) Application No. : 70499/91 (22) Application Date : 21.11.90

(87) PCT Publication Number : WO92/09272

(43) Publication Date : 25.06.92

(44) Publication Date of Accepted Application : 31.03.94

(71) Applicant(s)  
A/S DUMEX (DUMEX LTD.)

(72) Inventor(s)  
PIA LADING; YVONNE LUNDSHOLM; TOMAS NORLING

(74) Attorney or Agent  
DAVIES COLLISON CAVE, 1 Little Collins Street, MELBOURNE VIC 3000

(57) Claim

1. A composition for controlled delivery of a biologically active agent to a body site in an animal or human comprising at least one monoglyceride and at least one vegetable oil, in amounts sufficient to form a reverse hexagonal liquid crystalline phase when in contact with an aqueous liquid, and an effective amount of the biologically active agent dispersed therein, said composition being solid at about room temperature and having a melting point below about body temperature.

12. A method for controlled delivery of a biologically active agent to a body site in an animal or human comprising:

containing in a dosing device suitable for delivery of such agents a composition as defined in any one of claims 1 to 11, and

discharging the composition from said dosing device into a body site wherein said composition combines with an aqueous liquid from the body site to form a reverse hexagonal liquid crystalline phase which releases the active agent to the body site in a controlled fashion.

15. An article of manufacture comprising a dosing device adapted for delivery of pharmaceuticals to body sites, said dosing device containing therein a composition as defined in any one of claims 1 to 11.

OPI DATE 25/06/92 APPLN. ID 70499 / 91

P A0JP DATE 06/08/92 PCT NUMBER PCT/DK90/00299

INTERNATIC

EATY (PCT)

|  |           |  |
|--|-----------|--|
| (51) International Patent Classification <sup>5</sup> :<br><b>A61K 9/22, 47/44</b> | <b>A1</b> | (11) International Publication Number: <b>WO 92/09272</b>    |
|  |           | (43) International Publication Date: 11 June 1992 (11.06.92) |

(21) International Application Number: PCT/DK90/00299

(22) International Filing Date: 21 November 1990 (21.11.90)

(71) Applicant: A/S DUMEX (DUMEX LTD.) [DK/DK];  
Dalslandsgade 11, DK-2300 Copenhagen S (DK).

(72) Inventors: LADING, Pia ; Brogardsvej 38, DK-2820 Gen-  
tofte (DK). LUNDSHOLM, Yvonne ; Keramikvägen 46,  
S-230 30 Oxie (SE). NORLING, Tomas ; Livjaerggade  
22, DK-2100 Copenhagen O (DK).

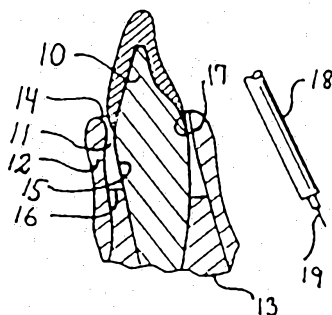
(74) Agent: LEHMANN & REE A/S; Grundtvigsvej 37, DK-  
1864 Frederiksberg C (DK).

(81) Designated States: AT (European patent), AU, BB, BE  
(European patent), BF (OAPI patent), BG, BJ (OAPI  
patent), BR, CA, CF (OAPI patent), CG (OAPI patent),  
CH (European patent), CM (OAPI patent), DE (Euro-  
pean patent), DK (European patent), ES (European pa-  
tent), FI, FR (European patent), GA (OAPI patent), GB  
(European patent), GR (European patent), HU, IT (Eu-  
ropean patent), KP, KR, LK, LU (European patent),  
MC, MG, ML (OAPI patent), MR (OAPI patent), MW,  
NL (European patent), NO, RO, SE (European patent),  
SN (OAPI patent), SU<sup>+</sup>, TD (OAPI patent), TG (OAPI  
patent).

Published  
With international search report.

047768

(54) Title: METHOD AND COMPOSITION FOR CONTROLLED DELIVERY OF BIOLOGICALLY ACTIVE AGENTS



(57) Abstract

Controlled delivery of biologically active agents such as pharmaceuticals to body sites is accomplished by combination with a monoglyceride and a vegetable oil. Upon contact with an aqueous liquid, the composition forms a reverse hexagonal liquid crystalline phase matrix which releases the active agent in controlled fashion. The method of delivery is particularly useful for the treatment of periodontal disease by insertion of the liquid crystalline phase precursor composition directly into the periodontal pocket, where water from the gingival fluid induces the spontaneous in situ formation of the reverse hexagonal liquid crystalline phase matrix.

METHOD AND COMPOSITION FOR CONTROLLED DELIVERY OF BIOLOGICALLY  
ACTIVE AGENTS

---

FIELD OF THE INVENTION

The invention relates to the field of controlled release of  
5 biologically active agents, particularly pharmaceuticals, to body  
sites of animals and humans. The invention relates in particular to  
the treatment of periodontal disease through controlled release of  
such agents to the periodontal disease lesion.

10 BACKGROUND OF THE INVENTION

Various pathological conditions are characterized by the attack of  
microbes on body tissues, resulting in local inflammation and the  
appearance of lesions characterized by tissue destruction at the  
15 infection site. The result of the accumulated tissue destruction may  
be a characteristic cavity or gap in the tissue, which may become  
enlarged as the infection and inflammation progresses.

Periodontal disease, in particular, is characterized by this course.  
20 Periodontal diseases comprise the various pathological conditions  
which are clinically and histologically detectable as inflammation  
of the periodontal tissues. The latter are collectively comprised of  
the gingiva, cementum, periodontal ligament, and alveolar bone.  
Periodontal diseases are caused by bacterial colonization of the  
25 surfaces of the teeth, and may be complicated by other hosts and  
causative factors. The disease is common in humans as well as in  
animals. Untreated periodontal disease causes loss of teeth which  
compromises the integrity and function of the masticatory system.

30 It is well documented that the progression of periodontal disease  
through various stages of severity begins with an accumulation of  
bacteria, termed plaque, on the tooth surface in the marginal area  
of the gingiva. See, for example, Rateitschak et al., Color Atlas of  
Periodontology (1985). The response to this formation of the  
35 microbial plaque is an inflammation of the gingiva and the resulting  
breakdown of tissues, which causes the formation of an opening along  
the tooth surface known as the "periodontal pocket". As the

bacterial colonization of the pocket and the inflammatory processes continue, the destruction of the periodontal tissues progresses and the tooth becomes loose. Once deprived of supporting tissues, which will not regenerate, the tooth will eventually be lost. The  
5 infection is local. The same patient may have entirely healthy teeth immediately proximal to the diseased tooth.

One treatment for removing periodontal disease aims to remove the bacteria from the tooth's surface and the pockets by mechanical  
10 means. Using various instruments such as curettes, sickles, hoes, files, etc., the bacteria are removed from the infected areas by scraping the teeth and pockets, one by one. Such mechanical procedures are very time consuming. Each tooth takes about 5-15  
15 minutes to treat. The discomfort and pain for the patient are considerable. Mechanical removal of bacteria is a method of therapy which requires highly skilled dental operators. The procedure may be difficult to perform, particularly if the pockets are deep, and are presented with root fissures or furcations. In order to improve  
20 mechanical removal, the accessibility and overview of the root surface may be facilitated by surgical procedures such as flap operations.

Since bacteria are involved in the etiology and progression of periodontal disease, antibacterial drugs have also been utilized in  
25 periodontal therapy. An effective concentration of an antibacterial drug at the site of infection may be achieved by the systemic administration of a high dosage of the drug. In order to maintain an effective concentration over an extended period of time, it is necessary to repeat the dosage 2-3 times daily for several weeks.  
30 Long term exposure to high dosages of antibiotics is associated with a high risk of side effects, a fact that has seriously limited the use of this treatment in periodontal therapy.

A better way to obtain an effective drug concentration at the site  
35 of infection is to apply the drug directly to the periodontal pocket. According to this methodology, only the amount of drug locally required is administered. The total dosage of the drug is thus reduced considerably. However, in order to maintain an effective concentration of drug for an extended period of time (days

Amended page (Oct. 29, 1992)

3

PCT/DK90/00299

to weeks), the drug-containing system must be detained within the pocket, and the drug must be released slowly therefrom.

Delivery systems for controlled release of drugs into the periodontal pocket fall generally within two categories: (1) solid drug-containing devices which are inserted into the pocket, or (2) thermodynamically unstable, fluid systems such as suspensions, emulsions, vesicles, and the like which are delivered into the pocket through fine tubings, such as needles and the like.

Examples of the solid drug-containing category of devices are the tetracycline-filled, hollow fibers that are tied around the tooth and pressed down below the gingiva. Such systems are described, for example, in Goodson et al., J. Clin. Periodon. 6, 83-92 (1979); Lindhe et al., J. Clin. Periodon. 6, 141-149 (1979); and Dunn et al. Proceed. Intern. Symp. Control Rel. Bioact. Mater. 14, 259-260 (1987). Other types of solid drug-containing devices comprise strips formed of drug-containing polymeric materials which are cut into shape and placed into the pocket, with, for example, tweezers: Addy et al., J. Periodontol. 53, 693-699 (1982); Golomb et al., J. Dent. Res. 63, 1149-1153 (1984); U.S. Patent 4,568,535; and Minabe et al., J. Clin. Periodont. 16, 291-294 (1989). Such devices are difficult to manipulate, and may be lost accidentally during normal oral functions. Their insertion is timeconsuming, and the presence of a foreign body may induce or aggravate inflammatory processes.

Fluid periodontal delivery systems are described by Baker et al., Proceed. Intern. Symp. Control Rel. Bioact. Mater. 15, 238a-238b (1988) and European Patent application 244,118 (1987). Microparticles are produced by dispersing or coating the drug with a release-controlling polymer. The microparticles are then suspended in a paste or gel and placed in the periodontal pocket with a syringe and rubber tube. One of the drawbacks of such systems is the limited shelf life due to the leaking of the drug from the particles once they are suspended in the carrier medium. Another disadvantage is the poor retention of the suspension within the periodontal pocket for a period of time long enough to result in successful treatment. The flow of gingival exudate in the inflamed pocket is considerable, and tends to wash away such particles.



SUBSTITUTE SHEET

A unique controlled-release preparation for delivery of biologically active materials has been proposed in European Patent Specification 126,751 B1. According to the invention described therein, a biologically active material is provided in mixture with an amphiphilic substance capable of forming a cubic or other type of liquid crystalline phase when placed in contact with a liquid selected from the group of water, glycerol, ethylene glycol and propylene glycol. The cubic liquid crystalline phase is characterized as a thermodynamically stable, viscous and optically isotropic phase formed of the amphiphilic substance and water. The cubic phase may be unambiguously identified from the X-ray diffraction pattern. Other liquid crystalline phases, such as the hexagonal and reverse hexagonal phase, may be formed which, like the cubic phase, are described as being useful for drug delivery. The bioactive material is dissolved or dispersed in the liquid crystalline phase composed of water and the amphiphilic compound.

While the invention described in the aforesaid European Patent Specification represents an advance in the state of the art of controlled release delivery, such compositions have not been heretofore utilized for the formation of controlled release matrixes in situ at body sites, nor have they been used for the treatment of periodontal disease.

#### 25 Summary of the Invention

According to one aspect, the invention is directed to a composition for delivery of a biologically active agent to a body site in an animal or human comprising at least one monoglyceride and at least one vegetable oil in amounts sufficient to form a reverse hexagonal liquid crystalline phase when in contact with an aqueous liquid, and an effective amount of the biologically active agent dispersed therein. The composition is solid at about room temperature, but has a melting point below about body temperature.

35 According to another aspect, the invention is directed to a method for controlled delivery of a biologically active agent to a body site in an animal or human. The above composition is discharged from a dosing device into a body site, wherein it combines with aqueous

liquid from the body site to form a reverse hexagonal liquid crystalline phase which releases the active agent to the body site in a controlled fashion. The novel composition combines with the aqueous liquid in an in situ curing process, which results in the  
5 formation of the reverse hexagonal liquid crystalline phase. In a preferred embodiment, the method is directed to treatment of periodontal disease, wherein the composition is delivered to the periodontal pocket.

10 In yet another embodiment, the invention is directed to an article of manufacture comprising a dosing device adapted for delivery of biologically active agents to body sites. The dosing device contains a composition which is solid at room temperature, and which has a  
15 melting point below about body temperature. The composition comprises an effective amount of at least one biologically active agent, and at least one monoglyceride and at least one vegetable oil in amounts sufficient to form a reverse hexagonal liquid crystalline phase when placed in contact with an aqueous liquid. The crystalline  
20 phase releases the active agent to the body site in a controlled manner.

The term "biologically active agent" as used in the herein specification and appended claims means any compound or composition which has utility in the treatment or prevention of disease or  
25 disorders affecting animals or humans, or in the regulation of any animal or human physiological condition. In its broadest aspect, the term "biologically active agent" refers to any compound or composition which, when administered in an effective amount, has an effect on living cells or organisms.

30 The term "aqueous liquid" as used herein means water, or any liquid comprising water at least in part. Such liquids include, in particular, any of the various body fluids or secretions containing water which, when placed in contact with the composition of the  
35 invention, induces the in situ formation of the reverse hexagonal liquid crystalline phase.

The term "liquid crystalline phase" as used herein has the same meaning as stated in European Patent Specification 126,751 B1,

namely, it is used to denote an intermediate state between solid crystals and isotropic liquids, characterized by long-range order and short-range properties close to those of a simple liquid or solution (Keller et al., Handbook of Liquid Crystals, Verlag Chemie, Weinheim, Germany (1980)). The terms "cubic liquid crystalline phase" and "cubic phase" as used herein have the same meaning as set forth in European Patent specification 126,751 B1, namely, they are used herein to mean a thermodynamically stable, viscous and optically isotropic phase made of at least one amphiphilic substance and water. The cubic phase may be unambiguously identified from its X-ray diffraction pattern.

The terms "hexagonal liquid crystalline phase" and "reverse hexagonal liquid crystalline phase" as used herein mean thermodynamically stable, viscous and optically anisotropic phases characterized by long-range order in two dimensions formed of at least one amphiphilic substance and water. The hexagonal phases may be identified by their X-ray diffraction patterns. The "reverse hexagonal" crystalline phase, while giving the same X-ray diffraction pattern as the hexagonal phase, is readily distinguished from the latter by its behavior upon increasing water dilution. While the hexagonal phase may be diluted with water, the reverse hexagonal phase will absorb water to a point. Further addition of water results in the creation of a separate water phase outside the crystalline phase. This is because the reverse hexagonal crystalline phase is characterized by water-containing cylinders formed by amphiphilic molecules - the opposite of the normal hexagonal crystalline phase.

### 30 Description of the Figures

Figures 1-6 show the steps of the practice of the present invention in treating periodontal disease as applied to a single tooth, shown in cross-section. Changes in the physical state of the composition utilized to fill the periodontal pocket are indicated schematically in the boxes.

Figure 7 is a plot of the in vitro release profile of two metronidazole-containing compositions characterized by the reverse

hexagonal liquid crystalline phase.

Figure 8 is a perspective view of a typical dosing device which may be used in the practice of the invention.

5

Figure 9 is a partial three-component phase diagram created by varying the amounts of the components of a typical composition of the invention upon increasing dilution with water, while maintaining a constant drug loading (40% metronidazole benzoate).

10

Figure 10 is a partial three-component phase diagram created by varying the amounts of the components of a typical composition of the invention upon increasing dilution with water, while maintaining a constant drug loading (1% metronidazole).

15

#### Detailed Description of the Invention

The composition of the invention include one or more biologically active agents and one or more monoglycerides and vegetable oils. The monoglyceride and vegetable oil are present in an amount capable of forming a reverse hexagonal liquid crystalline phase when contacted with an aqueous liquid. The reverse hexagonal liquid crystalline phase, unlike the fluid systems which have heretofore been utilized for delivery of drugs to the periodontal pocket, is thermodynamically stable. Because of its thermodynamic stability, highly reproducible controlled-release systems are possible with the reverse hexagonal liquid crystalline phase.

The composition is a stable solid at room temperature (about 22°C-25°C) and below, but melts at a temperature below about normal body temperature (about 37°C). The composition is characterized as being a precursor for the formation of the reverse hexagonal liquid crystalline phase. When in the precursor state, the composition has the form of a highly stable solid matrix which contains the biologically active agent uniformly dispersed therein. The uniformity of the drug dispersion is substantially constant over prolonged periods of storage. The composition is, however, sufficiently deformable so as to be extrudable from a suitable dosing device into the target body site.

35

When the composition is placed in the periodontal pocket or the other body site wherein water is present, a reverse hexagonal liquid crystalline phase will be formed spontaneously in situ, rendering the product into a highly viscous mass which is retained within the periodontal pocket or other body site. The matrix of this liquid crystalline phase forms a diffusion barrier which effectively controls the rate of drug release to the body site.

The monoglycerides which may be utilized in forming the reverse hexagonal liquid crystal phases in the present invention include, for example, glycerol monooleate and glycerol monolinoleate.

Solid glyceryl monooleate exists in several crystalline modifications, each having a different melting point. The modification with the highest melting point, the  $\beta$ -form, is thermodynamically stable. Thus, the  $\beta$ -form is the preferred crystalline form, as no changes in the composition will occur during storage. The  $\beta$ -crystalline form is obtained following mixing of the composition components (drug, monoglyceride, and vegetable oil) by cooling to a temperature of about 20-22°C, which is just below the melting point of the  $\beta$ -form.

It is known that water and amphiphilic substances such as monoglycerides spontaneously associate to form, thermodynamically stable micellar, cubic, hexagonal and lamellar phases, in the presence of an increasing amount of amphiphile. Each phase is characterized by distinct hydrophilic and hydrophobic domains. Moreover, while it is known that the occurrence of the reverse hexagonal liquid crystalline phase may be induced in water/monoglyceride systems at high temperature (above 40°C), or by the addition of, for example, phospholipids, the phase has been observed to exist only across a relatively narrow range of monoglyceride concentration. The relatively narrow range of monoglyceride concentration necessary to achieve the phase renders reproducibility difficult. This is unfortunate, since of all the various phases of physical associations of amphiphilic/water systems - micellar, cubic, hexagonal, reverse hexagonal and lamellar, - the reverse hexagonal is the most attractive as a matrix for controlled release of pharmaceuticals. In the reverse hexagonal phase, the

Amended page (Oct. 29, 1992)

9

PCT/DK90/00299

hydrophilic regions of the crystal are internal, and the hydrophobic regions are external. A biologically active agent entrained in the matrix of the reverse hexagonal liquid crystal phase will be released only slowly from the matrix, as water diffuses therethrough. This phase is preferred over the cubic phase, since while it is highly viscous, it is not as viscous as the cubic phase, and has superior controlled release characteristics over the cubic phase.

We have found that when an amount of vegetable oil is added to the monoglyceride/water system containing as a fourth component a biologically active agent, the occurrence of the reverse hexagonal liquid crystalline phase as a function of monoglyceride concentration is markedly increased, and the phase is observed to occur at body temperature (about 37°), and at temperatures as low as about 20°C. The invention thus makes practically possible the controlled release of biologically active agents to body sites using monoglyceride/water liquid crystal systems, at physiologic temperatures.

The vegetable oils useful in the practice of the present invention include fixed oils of vegetable origin. By "fixed oil", is meant, of course, an oil which does not evaporate under ordinary conditions. Thus, the fixed oils used in the practice of the invention are the non-volatile, fatty oils characteristic of vegetables, as opposed to the volatile essential oils derived from flowers.

Fixed oils of vegetable origin consist mainly of triglycerides, i.e., fatty esters of glycerol, which may be simple triglycerides, in which the free hydroxyl groups of glycerol are esterified with the same acid, or mixed triglycerides, in which two or three different acids may be esterified. The fixed vegetable oils may be extracted from the seeds, fruit or nuts of plants. They include, for example, cotton seed oil, safflower oil, corn oil, sesame oil, almond oil, poppy seed oil, olive oil, peanut oil, rape seed oil, soybean oil, and the like, or purified or refined vegetable oils such as the triglycerides available from Dynamit Nobel Wien GmbH under the trademark Miglyol®. Other fixed vegetable oils are known to those skilled in the art. Sesame oil is particularly useful in

**SUBSTITUTE SHEET**

Amended page (Oct. 29. 1992)

10

PCT/DK90/00299

the practice of the present invention.

Unlike many controlled release systems for the delivery of pharmaceuticals, the composition of the invention which is characterized by a reverse hexagonal liquid crystalline phase formed between water, monoglyceride and vegetable oil, releases drug in a pH independent manner. This is significant since the pH may vary from body site to body site. Moreover, the pH may vary over time at a single body site. Stability of release rate to changes in pH is particularly attractive in dental and periodontal applications, since the pH of the mouth may fluctuate radically depending upon the nature of the foods and liquids ingested by the patient during the course of treatment.

The biologically active agents may comprise any agent or agents which are usefully administered to a body site for the prevention or treatment of disease, or other biological effect or condition. Such active agents, including those which may be delivered to the periodontal pocket, are listed as follows by way of illustration, and not by way of limitation:

Antiseptic agents such as chlorhexidine, thiomersal, phenols, chloramine, iodoform, hydrogen peroxide; antibacterial agents such as  $\beta$ -lactam antibiotics including, e.g., penicillins, ampicillin, amoxycillin, cephalosporins, cefotaxime, floxomef, cefalotin, monobactams, aztreonam, thienamycin and their derivatives; quinolones such as ofloxacin, enoxacin, norfloxacin, perfloxacin, ciprofloxacin, etc.; aminoglycosides, such as gentamicin, tobramycin, sisomicin, netilmicin, kanamycin etc; tetracyclines; erythromycin; lincomycin; roxithromycin; clindamycin; chloramphenicols; bacitracins; polymyxins; sulphonamides; metronidazole; tinidazole; nimorazole; ornidazole, fusidin; fosfomycin; antifungal agents such as amphotericin, nystatin, miconazole, ketoconazole, bifonazole, tioconazole, fluconazole, natamycin, etc.; cytotoxic substances including, e.g., 5-fluorouracil, hydroxyurea, cytarabin, thiotepa, cyclosporin, etc.; anti-inflammatory agents such as hydrocortisone, prednisolone, betamethasone, dexamethasone, flucortolone, and other steroids; non-steroidal anti-inflammatory drugs including, e.g., indomethacin,

**SUBSTITUTE SHEET**

Amended page (Oct. 29, 1992)

11

PCT/DK90/00299

ibuprofen, ketoprofen, piroxicam, flurbiprofen, naproxen, acetylsalicylic acid, and phenylbutazone; antiplaque agents including muramidases, amylases, dextranases, octapinol, and decapinol; growth factors including, i.e., platelet-derived growth factor and insulin-like growth factor; collagenase inhibitors; inhibitors of bone resorption or osteoclast activity such as etidronate, clodronate, calcitonin, etc.; local anesthetics such as lidocaine, procaine, xylocaine, etc.; and so on.

Most preferably, the biologically active agent is an antibacterial agent useful for plaque control and the treatment of periodontal disease. Such agents, include, for example, tetracycline, chlorhexidine, metronidazole and metronidazole esters such as metronidazole benzoate.

The preferred antimicrobial agents for delivery to the periodontal pocket comprises metronidazole and its esters. It is known that gingivitis, an inflammation of the gingiva that is associated with poor oral hygiene, and periodontitis (periodontal disease), the form of gingivitis which has progressed to involve the destruction of oral tissues, are characterized by bacterial infections increasingly dominated by anaerobic bacteria. Treatment of periodontal disease is therefore most effectively accomplished by use of an antibacterial agent such as metronidazole, which is active against anaerobic bacteria. See, for example, U.S. Patent 4,568,535 disclosing incorporation of metronidazole in a polymer material, such as ethylcellulose, which is placed directly into the diseased periodontal pocket.

Prior to administration, the composition comprising the biologically active agent, the monoglyceride, and the vegetable oil is stored in a suitable dosing device. At room temperature, the composition as contained in the dosing device is in the solid state. Typically, the solid is in the form of a fairly rigid, paste-like gel, which is stable at room temperatures for prolonged periods. The gel maintains the biologically active agent uniformly dispersed therein. However, by virtue of the presence of vegetable oil, which serves as a plasticizing agent, the composition in this form maintains a sufficient level of pliability so as to be readily extrudable from

**SUBSTITUTE SHEET**

the dosing device. The gel may be discharged from the dosing device into the targeted body site by any suitable means known to those skilled in the art.

5 Dosing devices suitable for delivering the composition to body sites include any of the dosing devices adapted for containing and mechanically releasing pharmaceutical materials. Generally, the dosing device is advantageously in the form of an ampule or  
10 cartridge suitable for use in conjunction with standard medical or dental syringes. Preferably, the dosing device is in the form of an ampule, such as the type in which local anesthetic is typically supplied to dentists and physicians. Such devices are well-known to those skilled in the art. A glass ampule of this type, generally designated as 30, is shown in Figure 8. The ampule contains a stable  
15 paste-like solid matrix 20 with biologically active agent 22 dispersed therein. Ampule 30 has a cylindrical body 31, terminating in a discharging end 32, containing an opening (not shown) covered by a diaphragm 34 made of thin metal, rubber or other material which may be readily pierced by a hypodermic needle. Diaphragm 34 is  
20 secured to the discharging end of ampule 30 by cap 40. The other end of the cylindrical body is open, and is adapted to receive the plunger of a hypodermic syringe (not shown). A stopper 38 made of rubber or like material is movable within the cylindrical body and serves to retain matrix 20 in the ampule. In use, stopper 38 is  
25 propelled by the force of the syringe plunger toward the discharging end 32 of the ampule, and discharges the ampule's contents into the body site.

The composition of the invention may be conveniently applied from  
30 the dosing device to any body site where sufficient aqueous liquid is available to induce formation of the reverse hexagonal liquid crystalline phase, and where there is a need for a continuous local supply of biological agent. Alternatively, if the body site does not contain sufficient aqueous liquid from body fluids available at the  
35 site, formation of the reverse hexagonal phase may be triggered by the addition of exogenous water or other aqueous liquid.

The body site is advantageously in the form of a cavity, pocket or other indentation in the tissue in which the composition may be

applied and collected. Such body sites include, for example, puncture wounds, incisions, sinuses, the outer ear, and other tissue spaces or voids. The invention has particular utility in dental applications, where it may be applied, for example, to the periodontal pockets, jawbone sockets following tooth extractions, root canals, and the like. In the case of tooth extractions, it will be recognized that systemically administered antibiotic may no longer reach the extraction site as a result of the tooth removal and termination of blood supply to the site. A local supply of antibiotic following extraction is therefore most desirable.

The aforementioned body sites are intended to be illustrative only. Other application sites may include, for example, all of the various external body surfaces. The composition may be advantageously applied in the form of a plaster for application to the skin, either with or without adhesive means for assisting in the attachment of the material to the skin.

The matrix formed in situ as a result of the practice of the invention is completely biodegradable, as its primary component is lipid. The matrix, over time, is decomposed by the action of the body's own lipases. Thus, along with releasing the biologically active agent in a controlled fashion, the matrix will eventually decay and disappear from the body site. It may be readily appreciated that the rate of disappearance is related directly to the size and thickness of the implant.

The relative amount of the monoglyceride and the vegetable oil in the composition for formation of the reverse hexagonal liquid crystalline phase may vary over a considerable range. Generally, the vegetable oil is present in an amount sufficient to improve the flow characteristics of the composition upon release from the dosing device and induce the formation of a stable reverse hexagonal liquid crystalline phase upon contact with an aqueous liquid. Generally, the vegetable oil and monoglyceride are present in a weight ratio of from about 1:99 to about 30:70 vegetable oil to monoglyceride, preferably from about 1:99 to about 25:75, most preferably from about 5:95 to about 15:85, based upon the combined weight of the monoglyceride and vegetable oil. The amount of drug in the

composition, hereinafter described as the "drug loading" may vary depending on the nature of the drug, the dosage desired, and the rate of release desired. Typically, the drug loading ranges from about 1 to about 50% by weight of the entire composition.

5

The specific amount of biologically active agent contained in the composition will of course, vary according to certain factors such as the nature of the active substance, and its potency; the amount required to bring about the desired therapeutic or other effect; the  
10 nature of the body site; and the like. By "effective amount" of the biologically active agent is meant an amount sufficient to achieve and maintain a therapeutic local level of the agent at the targeted body site over a desired period of time.

15

The composition of the invention may be formed by mixing the monoglyceride and vegetable oil components at elevated temperature, followed by cooling. Thereafter, the drug is added, and the composition is taken up in a suitable dosing device. Following  
20 contact with water, or other aqueous liquid, and the formation of the reverse hexagonal liquid crystalline phase, the viscosity of the resulting gel is very high, more than 350,000 cP measured at a shear rate of  $0.3 \text{ s}^{-1}$  in a Haake RV100 viscometer.

25

The practice of the invention is illustrated in its application to a periodontal pocket in Figures 1 through 6.

30

There is shown in Figure 1 a periodontal-diseased tooth 10. The tooth is attached to the alveolar bone 13. A periodontal pocket 11 has been formed between the gum 12 and the tooth's root surface 15. The depth of the pocket is the difference between the height of the gingival margin 14 and the pocket's base 16. The cement-enamel  
35 junction of the tooth is indicated as 17. Figure 1a is a schematic representation of the contents of a dosing device (not shown), such as the ampule 30 in Figure 8, contained in a syringe 18. The syringe includes a flexible hypodermic needle 19. At this state, the composition is in the form of a paste-like solid 20 having dispersed uniformly therein the biologically active agent 22, as indicated in Figure 1a.

In Figure 2, the material is dispelled from the ampule-containing syringe 18 through flexible needle 19 inserted into the periodontal pocket 11. As the syringe is discharged, the composition becomes heated to body temperature (about 37°C), and melts into a flowable liquid filling the pocket. At this point, the dispensed composition is in the form of a flowable liquid 24, as schematically represented in Figure 2a. The liquid evenly distributes throughout the periodontal pocket, carrying the biologically active agent 22 dispersed therein.

10

Filling of the periodontal pocket continues in Figure 3. However, as filling takes place, the liquid material contacts and combines with the available water from the gingival fluid, and undergoes a spontaneous phase change from flowable liquid to a visco-elastic solid matrix 26 characterized by a thermodynamically stable reverse hexagonal liquid crystalline phase. See Figure 3a.

15

Once the liquid crystalline phase is in place in the periodontal cavity, diffusion of the biological agent 22 from the liquid crystalline matrix into the periodontal pocket begins in a highly controlled fashion. See Figure 4a. The matrix 26 also begins to slowly decay under attack from lipases, as shown in Figure 5a. Eventually, the matrix disappears and normal growth of gum 12 fills the former periodontal pocket, as represented in Figures 6 and 6a.

25

The practice of the invention is illustrated by the following non-limiting examples.

#### Example 1

30

52.8 g glyceryl monooleate and 7.2 g sesame oil is heated to 50°C and mixed. After cooling to 40°C, 40.2 g metronidazole benzoate (micronized to a particle size distribution of 90% particles between 5 and 50  $\mu\text{m}$ ), corresponding to 25 g metronidazole, was incorporated into the mixture by means of a simple stirrer. The resulting product was inserted into glass cartridges by a peristaltic pump and crystallized by cooling to 20-22°C. The crystallized product comprises a precursor for a reversed hexagonal liquid crystalline phase, which, when exposed to water, swelled to form a highly

35

viscous, sticky, anisotropic solid gel mass which slowly released the metronidazole benzoate. The in vitro release profile of the gel mass in phosphate buffer (pH 8.0) was determined with a Disho tester (a commercially available instrument for testing dissolution of drugs from pharmaceutical preparations). To maintain the total sink condition, 1500 ml of phosphate buffer was used for each cell. The flow rate was fixed at 20 ml per minute. In each cell, one gelatin capsule was placed, containing between 100 and 200 mg of the gel, equivalent to 40-80 mg metronidazole benzoate. 3 ml samples were periodically taken from each cell and analyzed at 320 nm on a Beckman spectrophotometer, and at 314 nm on a Philips spectrophotometer. The results are shown in Figure 7, curve A.

#### Example 2

A mixture of 7.48 g glyceryl monooleate and 10.2 g sesame oil and 15 g metronidazole was prepared as described in Example 1. The product is a precursor for a reversed hexagonal liquid crystalline phase. The in vitro release profile, following the protocol of Example 1, is shown in Figure 7, curve B. It may be appreciated from a comparison of curves A and B that the less soluble ester form of the active agent, metronidazole benzoate (curve A), is released at a slower rate than the more water-soluble unesterified form of the drug (curve B).

The clinical efficacy of the Example 1 and Example 2 compositions was compared with conventional mechanical treatment as follows.

Sixty-one patients presenting with moderate to severe periodontitis, and who had not received any antibiotic treatment or conventional therapy during the threemonth period prior to the start of the trial, were selected. Each patient had at least one tooth in each quadrant having a pocket with a probed pocket depth of at least 5 mm. Recordings of pocket depths and bleeding on probing were made before treatment and again at 2, 4, 6 and 12 weeks after treatment. A decrease in pocket depth and reduction in bleeding are indicators of successful treatment. By use of a split mouth design, i.e., dividing the mouth into four quadrants (upper right, upper left, lower left and lower right) four different treatments were compared

within the same subject. Each patient received four treatments, i.e., one treatment in each quadrant, in randomized assignments.

The four treatments were as follows:

5

A. Example 1 composition (metronidazole, 25% dental gel), applied once a week for two weeks;

10

B. Example 2 composition (metronidazole, 15% dental gel), applied once a week for two weeks;

C. Composition of Example 2 (metronidazole, 15% dental gel), applied twice a week for two weeks; and

15

D. Conventional therapy by instrumentation.

20

The results, set forth in Tables 1 and 2, indicate that treatments A and C are equal to that of conventional mechanical therapy over a period of three months, as determined by the mean reduction in periodontal pocket depths and mean reduction in bleeding upon probing.

TABLE 1

25

Mean reduction in pocket depths (mm) following therapy

30

| TREATMENT          | Time (Months) |      |      |      |
|--------------------|---------------|------|------|------|
|                    | 1             | 1.5  | 2    | 3    |
| A: 25% gel 1/week  | 0.95          | 1.08 | 1.28 | 1.25 |
| B: 15% gel 1/week  | 0.66          | 0.99 | 1.17 | 0.99 |
| C: 15% gel 2/week  | 0.86          | 0.94 | 1.27 | 1.18 |
| D: Instrumentation | 1.01          | 1.14 | 1.34 | 1.31 |

35

TABLE 2

| 5<br>TREATMENT          | Mean reduction in bleeding on<br>probing (%) following therapy |     |    |    |
|-------------------------|--|-----|----|----|
|                         | Time (Months)  |     |    |    |
|                         | 1  | 1.5 | 2  | 3  |
| 10<br>A: 25% gel 1/week | 16   | 15  | 22 | 23 |
| B: 15% gel 1/week       | 10   | 11  | 17 | 10 |
| C: 15% gel 2/week       | 20   | 20  | 21 | 20 |
| D: Instrumentation      | 12   | 17  | 17 | 20 |

Example 3

15

Experiments were conducted by varying the relative amounts of glyceryl monooleate and sesame oil in the composition prepared according to Example 1, in the presence of increasing amounts of water, while maintaining the drug loading (40% metronidazole benzoate) constant. More than 100 compositions were prepared. The identity of the liquid crystalline phase was determined for each composition at 35°C. The data are represented in the partial three-component phase diagram of Figure 9. A large area of reverse hexagonal phase ( $H_{II}$ ) appears. Lamellar ( $L_a$ ), cubic (C) and reverse micellar ( $L_2$ ) phases are also apparent, as well as a two-phase region of cubic/water (C/W) and a three-phase region of reverse hexagonal/reverse micellar/water ( $H_{II}/L_2/W$ ). Each phase also contains undissolved metronidazole benzoate as an additional phase. The composition of Example 1, before dilution with water, is indicated as point Q. The dotted line connecting point Q and point R, the theoretical water dilution limit, provides an indication of the Example 1 composition's phase behavior upon increasing dilution.

It may be appreciated from a consideration of Figure 9 that the present invention provides a controlled release drug delivery system characterized by the formation of a highly stable reverse hexagonal liquid crystalline phase upon contact with water. The relatively large size of the region of reverse hexagonal liquid crystalline phase, apparent from the ternary phase diagram, evidences the

stability of the phase over substantial ranges of component concentration and increasing water dilution.

Example 4

5

The procedure of Example 3 was followed for a glyceryl monooleate/sesame oil composition containing a drug loading of 1% metronidazole. The data is presented in the form of the partial three-component phase diagram of Figure 10. Cubic, lamellar, reverse hexagonal and reverse micellar regions are apparent, in addition to the following two-phase regions: cubic/water (C/W), reverse hexagonal/water ( $H_{II}/W$ ) and reverse hexagonal/reverse micellar ( $H_{II}/L_2$ ). A three-phase region of reverse hexagonal/reverse micellar/water ( $H_{II}/L_2/W$ ) is also apparent. The metronidazole benzoate in the system was completely dissolved. As in Figure 9 (40% metronidazole benzoate loading), a relatively large region of reverse hexagonal phase is apparent.

10

15

20

25

30

35

The present invention may be embodied in other specific forms without departing from the spirit or essential attributes thereof and, accordingly, reference should be made to the appended claims, rather than to the foregoing specification, as indicating the scope of the invention.

Amended page (Oct. 29, 1992) 20

PCT/DK90/00299

Claims

1. A composition for controlled delivery of a biologically active agent to a body site in an animal or human comprising at least one monoglyceride and at least one vegetable oil, in amounts sufficient to form a reverse hexagonal liquid crystalline phase when in contact with an aqueous liquid, and an effective amount of the biologically active agent dispersed therein, said composition being solid at about room temperature and having a melting point below about body temperature.
2. A composition according to claim 1 wherein the biologically active agent comprises metronidazole or an ester thereof.
3. A composition according to claim 1 or claim 2 wherein the monoglyceride is selected from the group of glycerol monooleate and glycerol monolinoleate.
4. A composition according to claim 3 wherein the vegetable oil comprises sesame oil.
5. A composition according to any one of claims 1 to 4 comprising from about 1% to about 50% by weight biologically active agent.
6. A composition as claimed in any one of claims 1 to 5 wherein the weight ratio of vegetable oil to monoglyceride is from about 1:99 to about 30:70.
7. A composition according to claim 6 wherein the weight ratio of vegetable oil to monoglyceride is from about 1:99 to about 25:75.
8. A composition according to claim 7 wherein the weight ratio of vegetable oil to monoglyceride is from about 5:95 to about 15:85.
9. A composition according to claim 8 wherein the weight ratio of vegetable oil to monoglyceride is about 12:88, the monoglyceride comprises glycerol monooleate, and the vegetable oil comprises sesame oil.



SUBSTITUTE SHEET

Amended page (Oct. 29, 1992) 21

PCT/DK90/00299

10. A composition according to claim 9 containing about 40% by weight metronidazole benzoate.

11. A composition according to claim 9 containing about 15% metronidazole by weight.

12. A method for controlled delivery of a biologically active agent to a body site in an animal or human comprising:

containing in a dosing device suitable for delivery of such agents a composition as defined in any one of claims 1 to 11, and

discharging the composition from said dosing device into a body site wherein said composition combines with an aqueous liquid from the body site to form a reverse hexagonal liquid crystalline phase which releases the active agent to the body site in a controlled fashion.

13. A method according to claim 12, wherein the body site is dental.

14. A method according to claim 13, wherein the body site comprises a periodontal pocket.

15. An article of manufacture comprising a dosing device adapted for delivery of pharmaceuticals to body sites, said dosing device containing therein a composition as defined in any one of claims 1 to 11.

16. A method for treating periodontal disease comprising:

delivering to a periodontal pocket of an animal or human suffering from periodontal disease a composition comprising an effective amount of a biologically active agent for the treatment of periodontal disease, at least one monoglyceride and at least one vegetable oil in amounts sufficient to form a reverse hexagonal liquid crystalline phase when placed in contact with an aqueous liquid,



SUBSTITUTE SHEET

combining said composition in situ in the periodontal pocket with an aqueous liquid to form a reverse hexagonal liquid crystalline phase having the biologically active agent dispersed therein, and

releasing said biologically active agent from said liquid crystalline phase in a controlled manner.

17. A method according to claim 16 wherein the composition combines with water present in body fluid from the treated subject.

18. A method according to claim 17 wherein the monoglyceride comprises glycerol monooleate or glycerol monolinoleate.

19. A method according to claim 18 wherein the biologically active agent comprises an antibacterial agent.

20. A method according to claim 19, wherein the antibacterial agent comprises metronidazole or ester thereof.

21. The use in the manufacture of compositions for providing controlled delivery of a biologically active agent dispersed therein to a body site in an animal or human, of a precursor comprising at least one monoglyceride and at least one vegetable oil which upon contact with an aqueous liquid forms a reverse hexagonal liquid crystalline phase providing controlled release of the active agent to the body site.

22. A composition for controlled delivery of a biologically active agent to a body site of an animal or a human, a method of controlled delivery of a biologically active agent to a body site of an animal or a human and a method for treating periodontal disease according to the present invention as described in any one of the Examples.

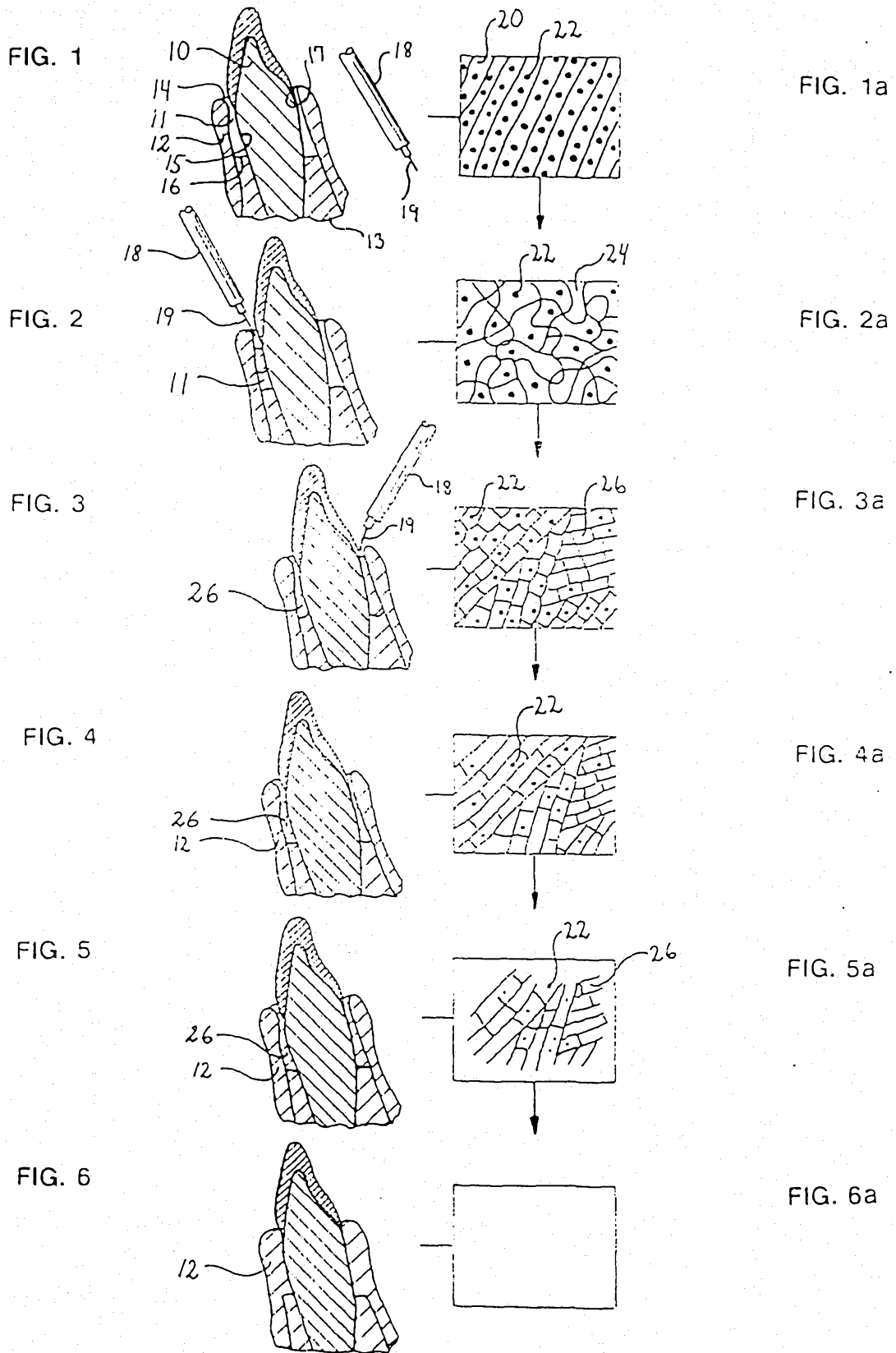
Dated this THIRTY-FIRST day of JANUARY, 1994

**A/S Dumex (Dumex Ltd.)**

By DAVIES COLLISON CAVE

Patent Attorneys for the Applicant(s)





2/4

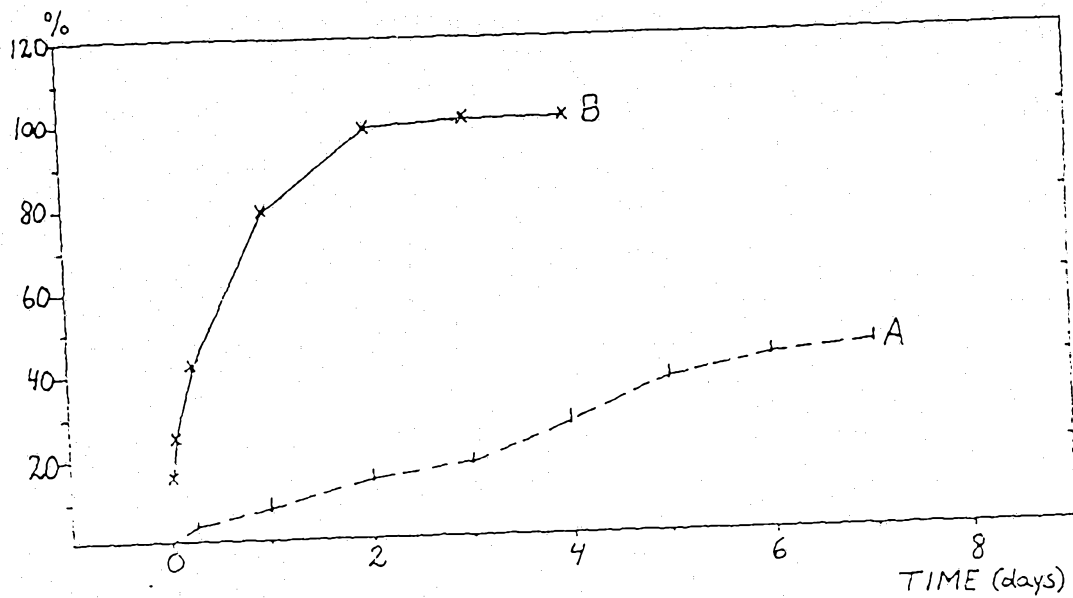


FIG. 7

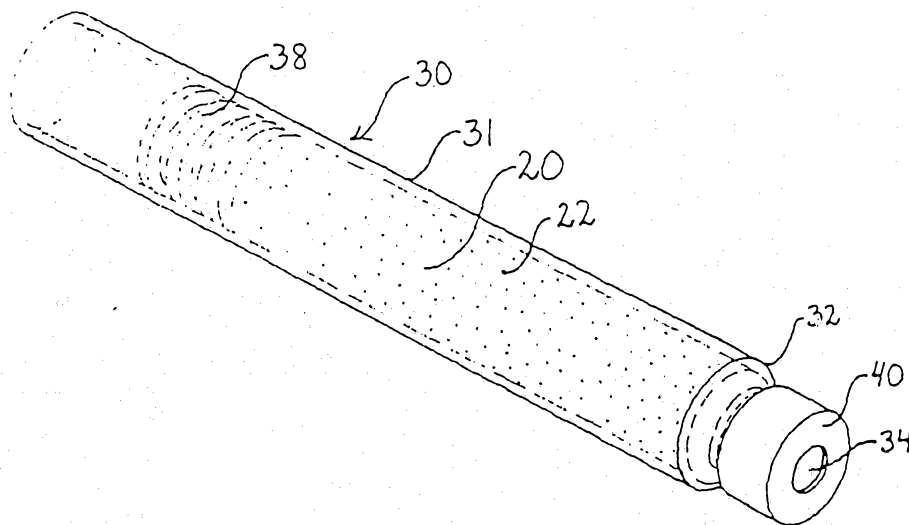


FIG. 8

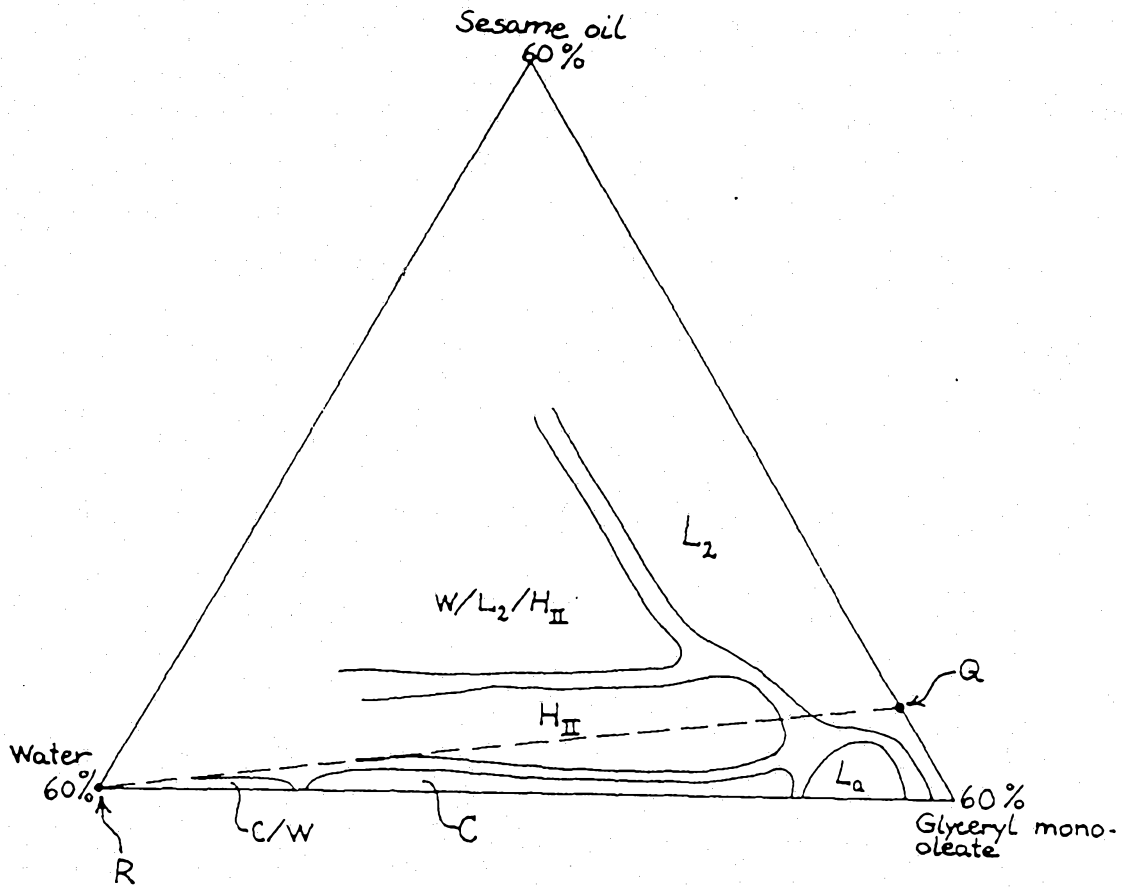


FIG. 9

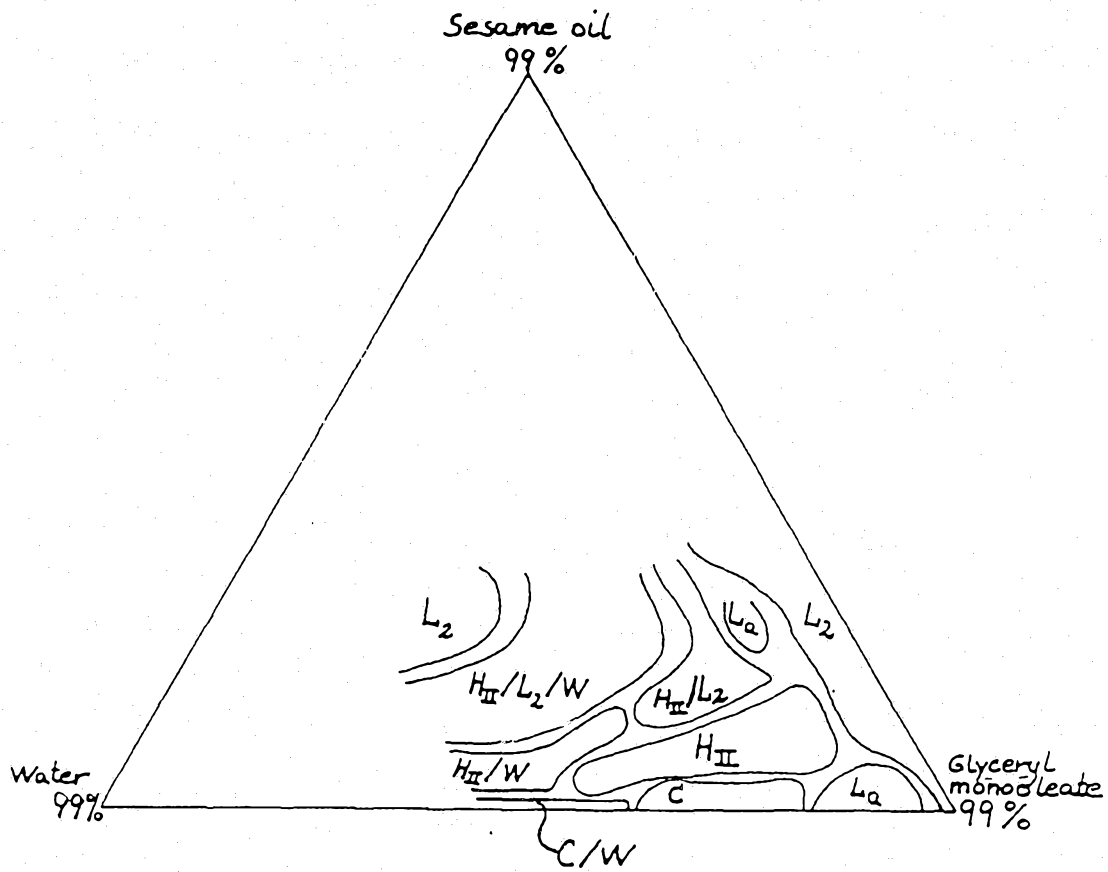
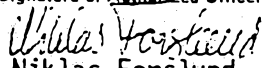


FIG. 10

# INTERNATIONAL SEARCH REPORT

International Application No PCT/DK 90/00299

|  |   |                                     |
|--|---|-------------------------------------|
| <b>I. CLASSIFICATION OF SUBJECT MATTER</b> (if several classification symbols apply, indicate all) <sup>6</sup><br>According to International Patent Classification (IPC) or to both National Classification and IPC<br>IPC5: A 61 K 9/22, 47/44   |   |                                     |
| <b>II. FIELDS SEARCHED</b><br>Minimum Documentation Searched <sup>7</sup>  |   |                                     |
| Classification System  | Classification Symbols  |                                     |
| IPC5   | A 61 K  |                                     |
| Documentation Searched other than Minimum Documentation to the Extent that such Documents are Included in Fields Searched <sup>8</sup>   |   |                                     |
| SE,DK,FI,NO classes as above   |   |                                     |
| <b>III. DOCUMENTS CONSIDERED TO BE RELEVANT<sup>9</sup></b>  |   |                                     |
| Category *   | Citation of Document, <sup>11</sup> with indication, where appropriate, of the relevant passages <sup>12</sup>  | Relevant to Claim No. <sup>13</sup> |
| Y  | WO, A1, 02076 (FLUIDCARBON INTERNATIONAL)<br>7 June 1984, see page 5, line 20 -<br>page 7, line 5<br>claims; cited in the application<br>--   | 1,3-9,<br>19,23                     |
| Y  | Chemical Abstracts, volume 92, no. 16, 21 April<br>1990, (Columbus, Ohio, US), Barla, Pavol et<br>al.: "Phase equilibriums in a ternary system,<br>sapo=nin-sunflower oil monoglycerides-water;<br>interactions between aliphatic and alicyclic<br>amphiphiles ", see page 476, abstract 136117a,<br>& J. Sci. Food Agric. 1979, 30( 9), 864- 868<br>-- | 1,3-9                               |
| Y  | US, A, 3772446 (K KARLSSON) 13 November 1973,<br>see the whole document<br>--   | 1,3-9,<br>19,23                     |
| <p><sup>10</sup> Special categories of cited documents:</p> <p>"A" document defining the general state of the art which is not considered to be of particular relevance</p> <p>"E" earlier document but published on or after the international filing date</p> <p>"L" document which may throw doubts on priority claim(s) or which is cited to establish the publication date of another citation or other special reason (as specified)</p> <p>"O" document referring to an oral disclosure, use, exhibition or other means</p> <p>"P" document published prior to the international filing date but later than the priority date claimed</p> <p>"T" later document published after the international filing date or priority date and not in conflict with the application but cited to understand the principle or theory underlying the invention</p> <p>"X" document of particular relevance, the claimed invention cannot be considered novel or cannot be considered to involve an inventive step</p> <p>"Y" document of particular relevance, the claimed invention cannot be considered to involve an inventive step when the document is combined with one or more other such documents, such combination being obvious to a person skilled in the art.</p> <p>"&amp;" document member of the same patent family</p> |   |                                     |
| <b>IV. CERTIFICATION</b>   |   |                                     |
| Date of the Actual Completion of the International Search  | Date of Mailing of this International Search Report   |                                     |
| 18th June 1991   | 1991 -06- 2 0   |                                     |
| International Searching Authority  | Signature of Authorized Officer   |                                     |
| SWEDISH PATENT OFFICE  | <br>Niklas Forslund  |                                     |

| III. DOCUMENTS CONSIDERED TO BE RELEVANT (CONTINUED FROM THE SECOND SHEET) |   |                      |
|--|---|----------------------|
| Category *   | Citation of Document, with indication, where appropriate, of the relevant passages  | Relevant to Claim No |
| Y  | US, A, 4568535 (W J LOESCHE) 4 February 1986,<br>see especially column 3, line 17-column<br>4, line 5 and claims<br>--<br>----- | 1,2,5                |

FURTHER INFORMATION CONTINUED FROM THE SECOND SHEET

|  |  |  |
|--|--|--|
|  |  |  |
|--|--|--|

V.  OBSERVATIONS WHERE CERTAIN CLAIMS WERE FOUND UNSEARCHABLE <sup>1</sup>

This international search report has not been established in respect of certain claims under Article 17(2) (a) for the following reasons:

1.  Claim numbers 14-18, 21-23, 24-25 because they relate to subject matter not required to be searched by this Authority, namely:

Methods for treating the human or animal body according to PCT rule 39.1(iv).

2.  Claim numbers..... because they relate to parts of the international application that do not comply with the prescribed requirements to such an extent that no meaningful international search can be carried out, specifically:

3.  Claim numbers..... because they are dependent claims and are not drafted in accordance with the second and third sentences of PCT Rule 6.4(a).

VI.  OBSERVATIONS WHERE UNITY OF INVENTION IS LACKING <sup>2</sup>

This International Searching Authority found multiple inventions in this international application as follows:

1.  As all required additional search fees were timely paid by the applicant, this international search report covers all searchable claims of the international application.
2.  As only some of the required additional search fees were timely paid by the applicant, this international search report covers only those claims of the international application for which fees were paid, specifically claims:
3.  No required additional search fees were timely paid by the applicant. Consequently, this international search report is restricted to the invention first mentioned in the the claims. It is covered by claim numbers:
4.  As all searchable claims could be searched without effort justifying an additional fee, the International Searching Authority did not invite payment of any additional fee.

Remark on Protest

- The additional search fees were accompanied by applicant's protest.
- No protest accompanied the payment of additional search fees.

**ANNEX TO THE INTERNATIONAL SEARCH REPORT  
ON INTERNATIONAL PATENT APPLICATION NO.PCT/DK 90/00299**

This annex lists the patent family members relating to the patent documents cited in the above-mentioned international search report. The members are as contained in the Swedish Patent Office EDP file on 91-05-29. The Swedish Patent Office is in no way liable for these particulars which are merely given for the purpose of information.

| Patent document cited in search report | Publication date | Patent (family member(s)) | Publication date |
|--|------------------|---------------------------|------------------|
| WO-A1- 02076                           | 84-06-07         | NONE                      |                  |
| -----                                  |                  |                           |                  |
| US-A- 3772446                          | 73-11-13         | CH-A- 498627              | 70-11-15         |
|  |                  | DE-A-B-C 1617602          | 71-05-19         |
|  |                  | DK-A- 116528              | 00-00-00         |
|  |                  | FR-A- 1553792             | 69-01-17         |
|  |                  | GB-A- 1174672             | 69-12-17         |
| -----                                  |                  |                           |                  |
| US-A- 4568535                          | 86-02-04         | NONE                      |                  |