



US00D538657S

(12) **United States Design Patent**  
**Webb et al.**

(10) **Patent No.:** **US D538,657 S**

(45) **Date of Patent:** **\*\* Mar. 20, 2007**

(54) **WATER BOTTLE**

(75) Inventors: **Alan Webb**, Prior Lake, MN (US);  
**Walter I. Bieger**, St. Paul, MN (US)

(73) Assignee: **Webb Business Promotions, Incorporated**, Rosemount, MN (US)

(\*\*) Term: **14 Years**

D391,447 S	3/1998	Reid	
D415,428 S	* 10/1999	Keller et al.	D9/503
6,065,624 A	5/2000	Steinke	
D427,909 S	* 7/2000	Doritty et al.	D9/500
D464,849 S	* 10/2002	Norris et al.	D7/523
D465,385 S	11/2002	Miller	
D477,500 S	7/2003	Smith	
D482,933 S	* 12/2003	Norris et al.	D7/533
D501,362 S	2/2005	Gauss	

(21) Appl. No.: **29/217,722**

(22) Filed: **Nov. 19, 2004**

(51) **LOC (8) Cl.** ..... **09-01**

(52) **U.S. Cl.** ..... **D9/500**

(58) **Field of Classification Search** ..... D9/500,  
D9/502-504, 516, 529-530, 537-539, 549,  
D9/557-558, 691-692, 716, 763, 772, 776,  
D9/778, 779; 215/379, 381, 382-384; 220/660,  
220/662, 669, 675

See application file for complete search history.

(56) **References Cited**

**U.S. PATENT DOCUMENTS**

D197,919 S	*	4/1964	Runyun	D9/500
D218,288 S	*	8/1970	Hilliard	D9/773
D227,554 S	*	7/1973	Bagguley	D9/776
D227,556 S	*	7/1973	Bagguley	D9/776
D295,259 S	*	4/1988	Goettner	D9/500
D337,273 S		7/1993	Thatcher	
D337,274 S		7/1993	Thatcher	
D351,313 S		10/1994	Giard, Jr.	
D359,654 S		6/1995	Westgerdes	
D383,941 S		9/1997	Petrie	

**OTHER PUBLICATIONS**

Nalgene Outdoor Store, ©2004, <http://www.nalgene-outdoor.com/store/>, date printed Mar. 1, 2005.

\* cited by examiner

*Primary Examiner*—Ian Simmons

*Assistant Examiner*—Dana Sipos

(74) *Attorney, Agent, or Firm*—Merchant & Gould P.C.

(57) **CLAIM**

The ornamental design for a water bottle, as shown and described.

**DESCRIPTION**

FIG. 1 is a top, front perspective view of a water bottle showing our new design;

FIG. 2 is a front elevational view thereof, the rear elevational view being identical;

FIG. 3 is a top plan view thereof; and,

FIG. 4 is a bottom plan view thereof.

The broken lines shown in the drawings are for illustrative purposes only and form no part of the claimed design.

**1 Claim, 3 Drawing Sheets**

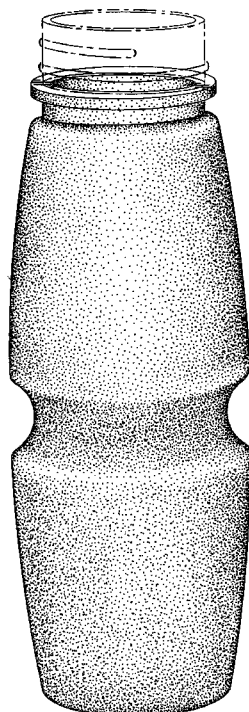


FIG. 1

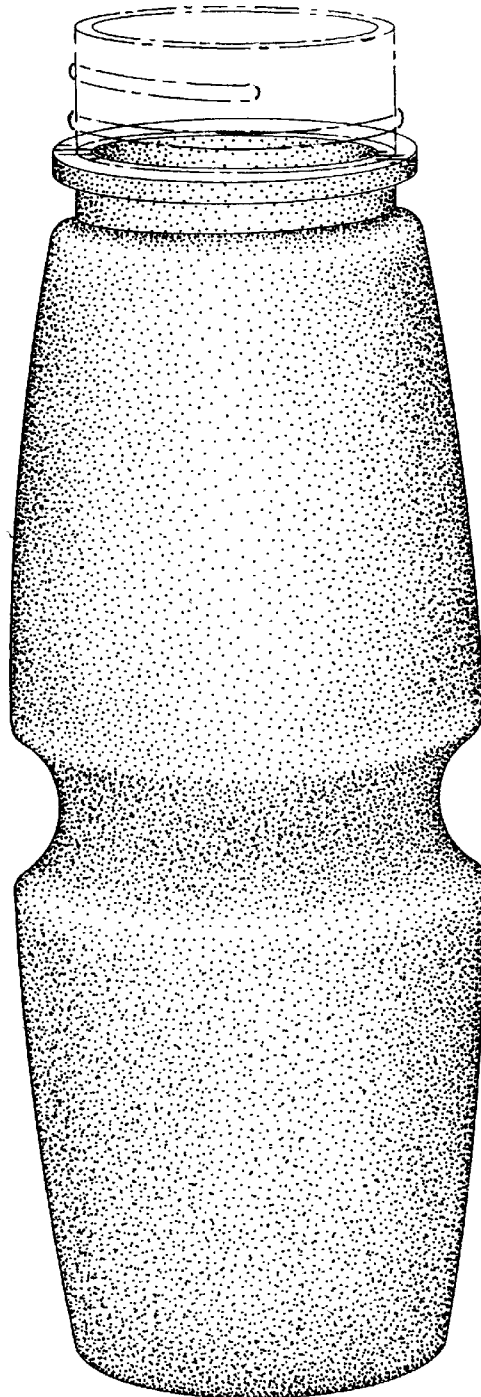


FIG. 2

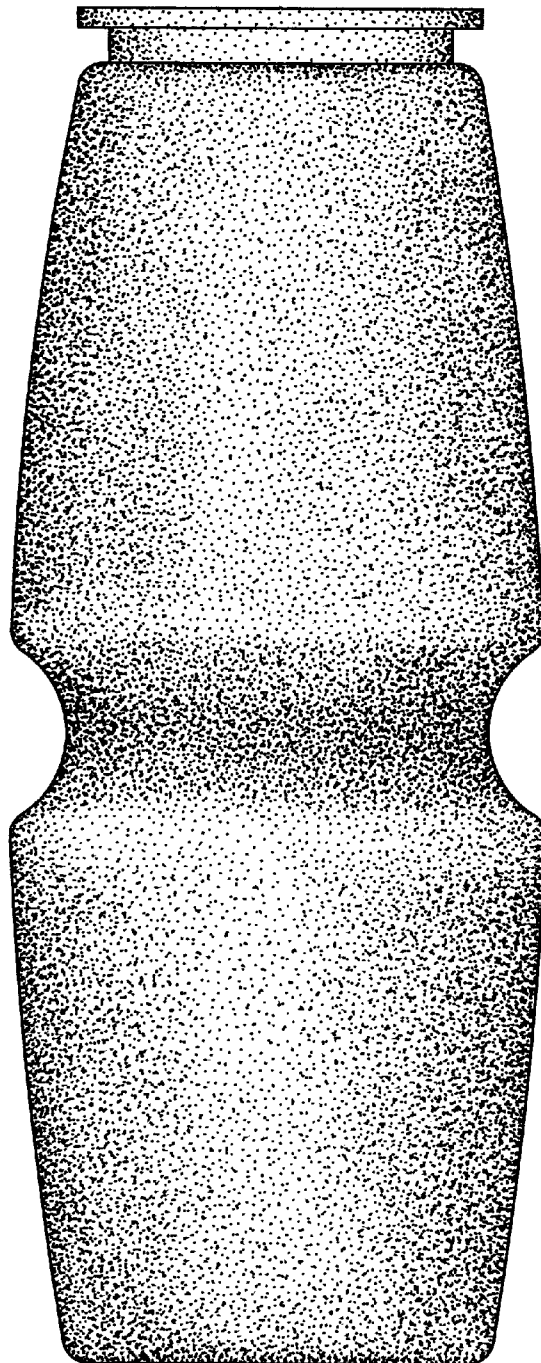


FIG. 3

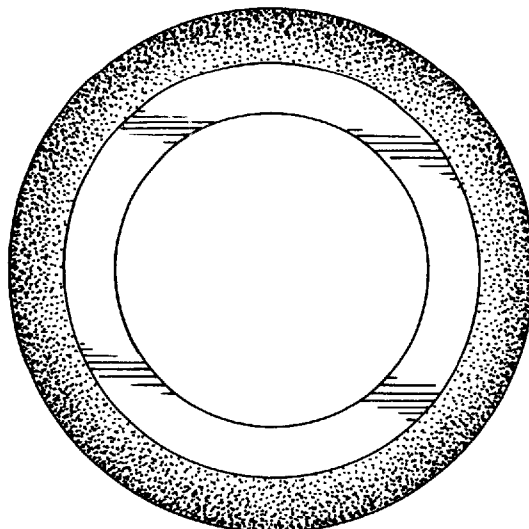


FIG. 4

