



US00D525940S

(12) **United States Design Patent**
Zhang et al.

(10) **Patent No.:** **US D525,940 S**

(45) **Date of Patent:** **** Aug. 1, 2006**

(54) **INTERFACE OF AN ELECTRICAL CONNECTOR**

(75) Inventors: **Xue-Qiang Zhang**, Kunsan (CN);
Chun-Sheng Li, Kunsan (CN); **Feng Zhu**, Kunsan (CN)

(73) Assignee: **Hon Hai Precision Ind. Co., Ltd.**,
Taipei Hsien (TW)

(**) Term: **14 Years**

(21) Appl. No.: **29/230,390**

(22) Filed: **May 19, 2005**

(30) **Foreign Application Priority Data**

Nov. 19, 2004 (TW) 93306882

(51) **LOC (8) Cl.** **13-03**

(52) **U.S. Cl.** **D13/147**

(58) **Field of Classification Search** D13/133,
D13/146-147, 184, 199; 439/79, 95, 378,
439/607-610

See application file for complete search history.

(56) **References Cited**

U.S. PATENT DOCUMENTS

5,104,326 A * 4/1992 Smith et al. 439/95

5,547,398 A * 8/1996 Ichikawa et al. 439/607
D410,897 S * 6/1999 Huang D13/147
6,065,992 A * 5/2000 Wu et al. 439/383
6,093,046 A * 7/2000 Chiou et al. 439/378
D434,383 S * 11/2000 Hu et al. D13/147
D453,321 S * 2/2002 Nakatomi D13/147
D453,500 S * 2/2002 Nakatomi D13/147
D469,406 S * 1/2003 Kato et al. D13/147

* cited by examiner

Primary Examiner—Stella Reid
Assistant Examiner—Daniel Bui
(74) *Attorney, Agent, or Firm*—Wei Te Chung

(57) **CLAIM**

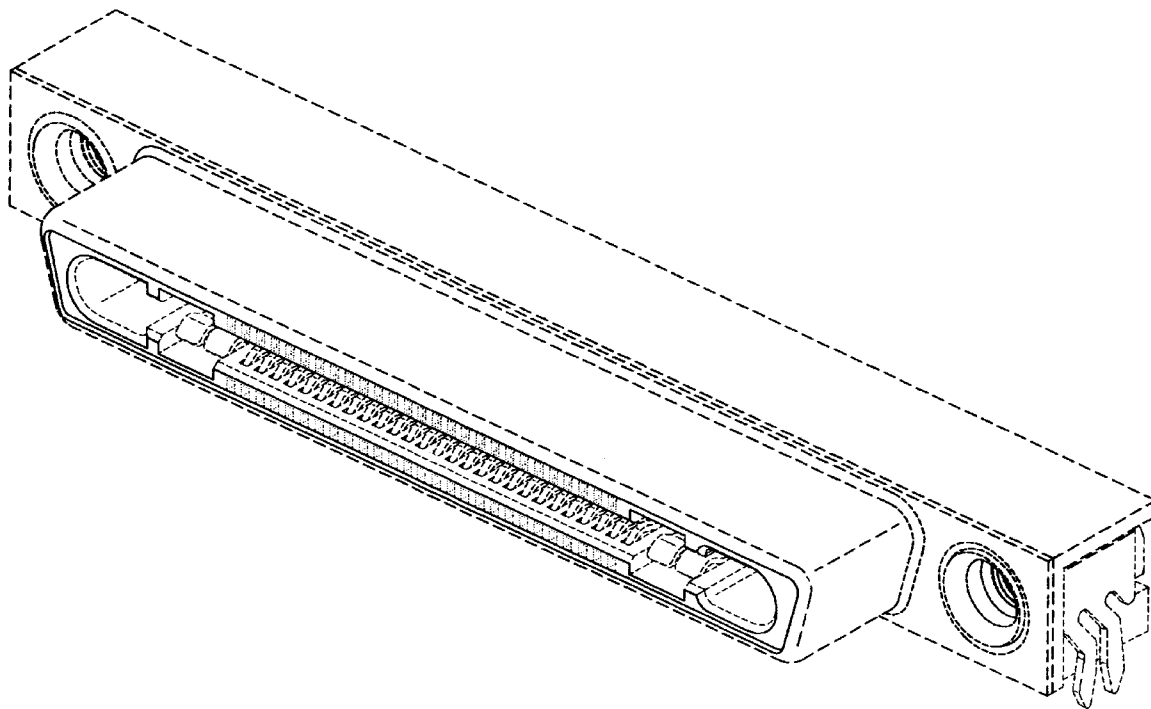
The ornamental design for an interface of an electrical connector, as shown and described.

DESCRIPTION

FIG. 1 is a top perspective view of an interface of an electrical connector, showing our new design; and, FIG. 2 is a top plan view thereof.

The broken line showing of the environment is for illustrative purposes only and forms no part of the claimed design.

1 Claim, 2 Drawing Sheets



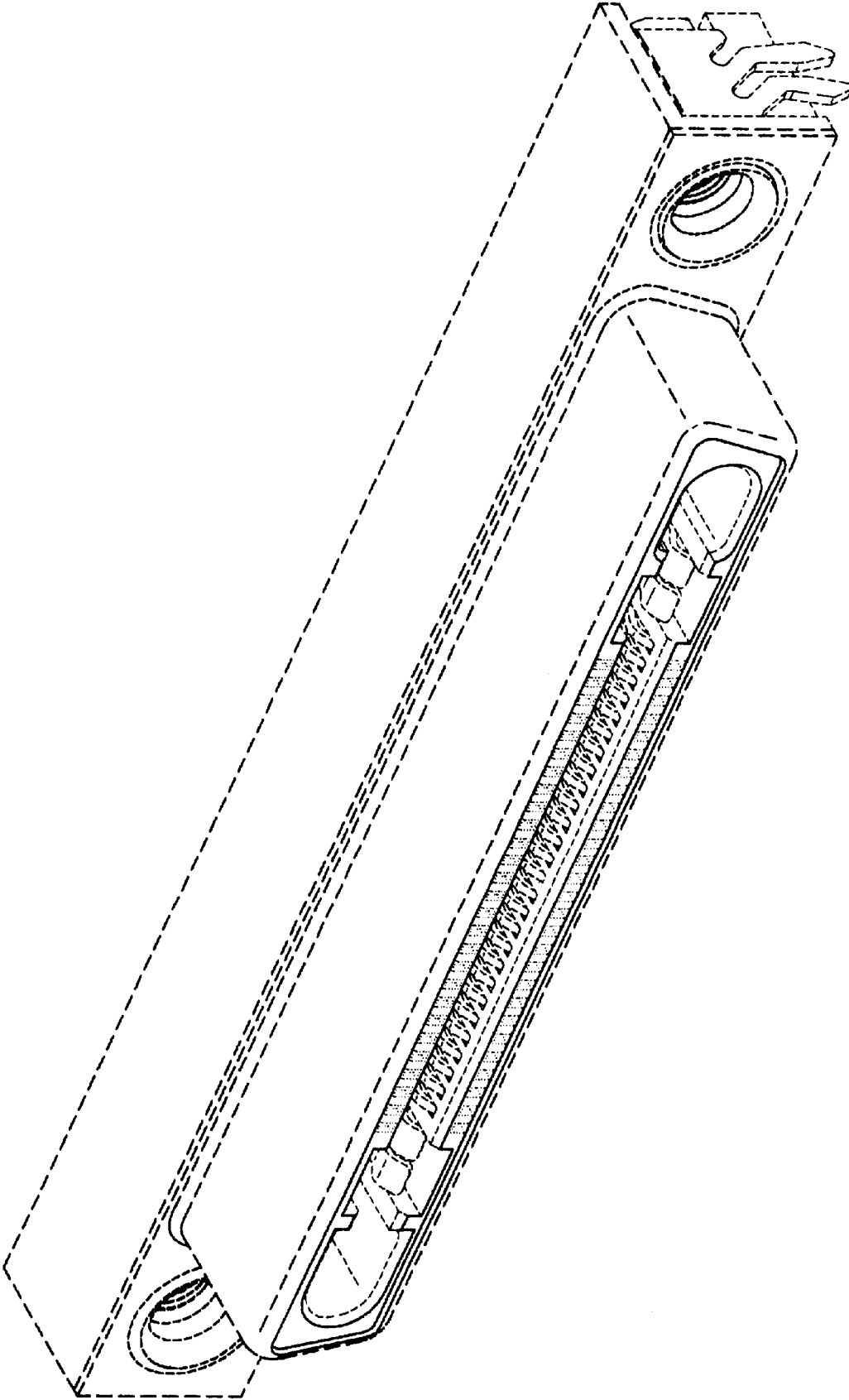


FIG. 1

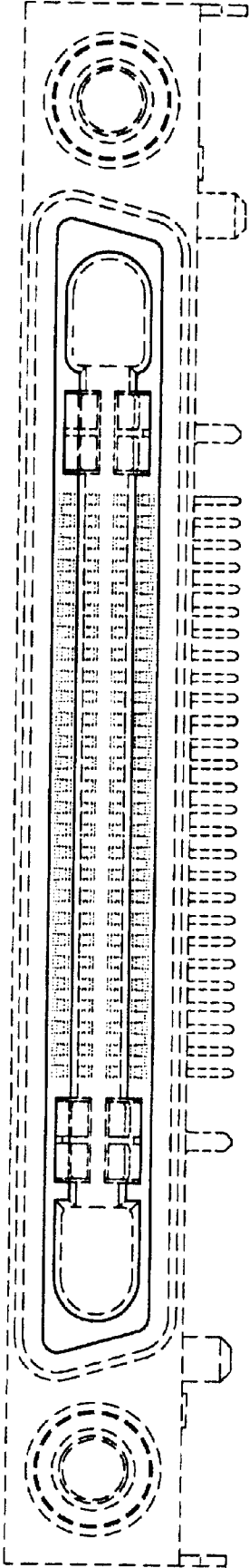


FIG. 2