



US00D668698S

(12) **United States Design Patent**
Faber et al.

(10) **Patent No.:** **US D668,698 S**
(45) **Date of Patent:** **** Oct. 9, 2012**

(54) **LENS**

(76) Inventors: **Sylvain Faber**, Miami, FL (US);
Philippe Etebarian, Miami, FL (US);
Jeremy Andre, Miami, FL (US)

(**) **Term:** **14 Years**

(21) **Appl. No.:** **29/400,684**

(22) **Filed:** **Aug. 31, 2011**

(51) **LOC (9) Cl.** **16-06**

(52) **U.S. Cl.** **D16/101**

(58) **Field of Classification Search** D16/101,
D16/300-342, 900; D29/109-110; D24/110.2;
351/41, 44, 51-52, 62, 158, 92, 103-123,
351/140, 153, 45-46; 2/426-432, 447-449,
2/441, 434-437, 13, 15; D21/483, 659-661
See application file for complete search history.

(56) **References Cited**

U.S. PATENT DOCUMENTS

D115,877 S	7/1939	Bouchard	
D135,992 S	7/1943	Pomeranz	
D220,289 S *	3/1971	Mitchell	D16/320
3,967,885 A *	7/1976	Byler	351/46
D245,781 S *	9/1977	Burkhardt et al.	D16/320
D268,766 S *	4/1983	Lewis	D16/306
D273,684 S	5/1984	Dianitsch	
D274,533 S	7/1984	Dianitsch	
D279,904 S	7/1985	Pulie	
D290,465 S	6/1987	Levoy	
D292,985 S	12/1987	Hanagata	
D295,052 S	4/1988	Matthias	

D302,559 S	8/1989	Samuel	
4,969,472 A *	11/1990	Langley et al.	128/858
D320,802 S	10/1991	Ishii	
5,485,227 A *	1/1996	Lin	351/46
D430,180 S *	8/2000	Atkins	D16/101
D480,102 S *	9/2003	Bertieri	D16/330
D548,265 S *	8/2007	Lane et al.	D16/301
D549,764 S *	8/2007	Teng	D16/326
D588,626 S	3/2009	Markovitz	
D616,918 S	6/2010	Rohrbach	
D633,939 S *	3/2011	Puentes et al.	D16/326
D640,312 S	6/2011	Lombardo et al.	

* cited by examiner

Primary Examiner — Raphael Barkai

(74) *Attorney, Agent, or Firm* — Malloy & Malloy, P.L.

(57) **CLAIM**

The ornamental design for lens, as shown and described.

DESCRIPTION

FIG. 1 is a front perspective view illustrating my design for lens;

FIG. 2 is a front view thereof;

FIG. 3 is a left side view thereof;

FIG. 4 is a top view thereof;

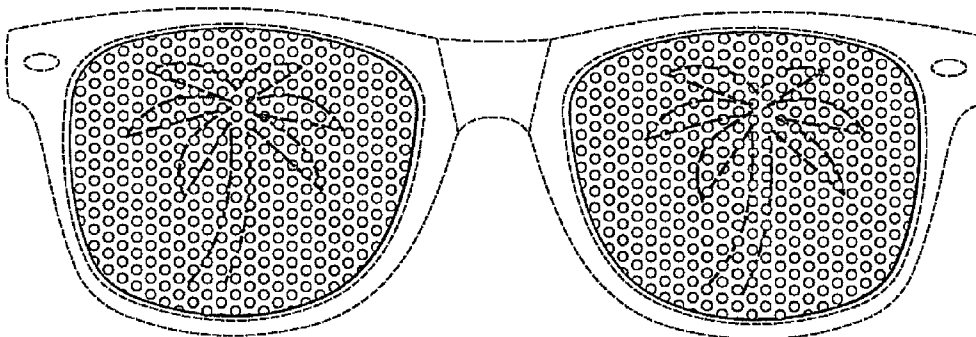
FIG. 5 is a right side view thereof;

FIG. 6 is a rear view thereof; and,

FIG. 7 is a bottom view thereof.

The broken lines in the drawings are for illustrative purposes only and form no part of the claimed design.

1 Claim, 6 Drawing Sheets



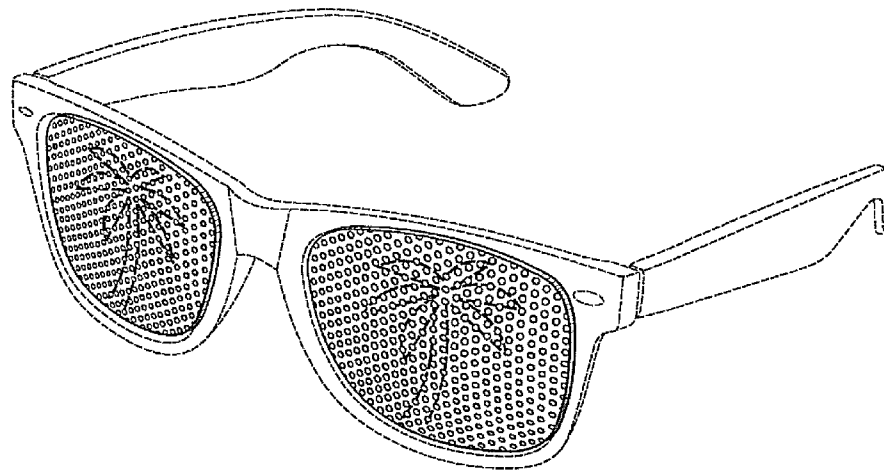


FIG. 1

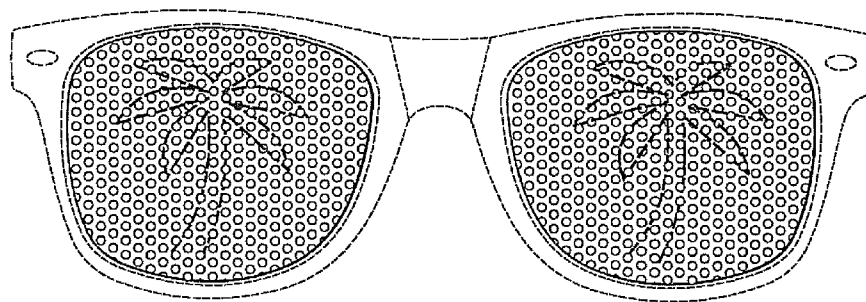


FIG. 2

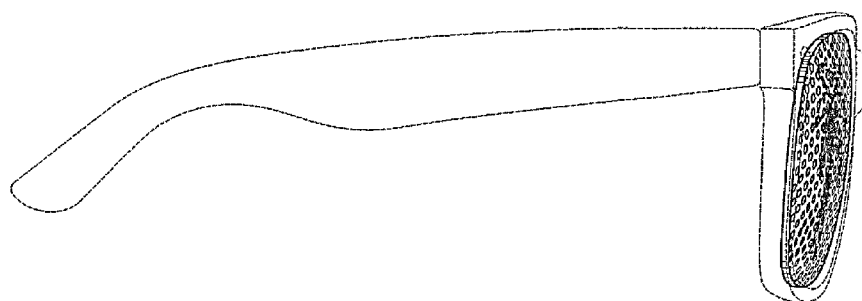


FIG. 3

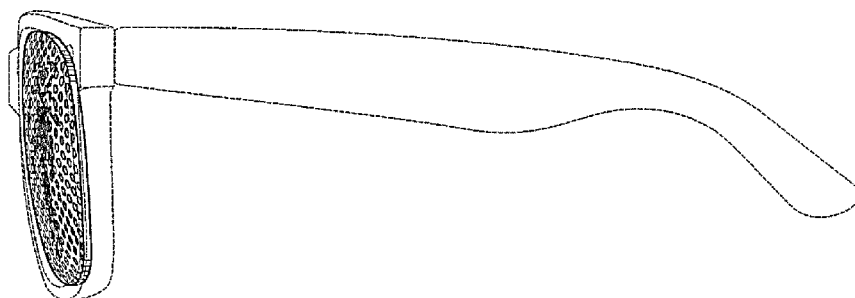


FIG. 5

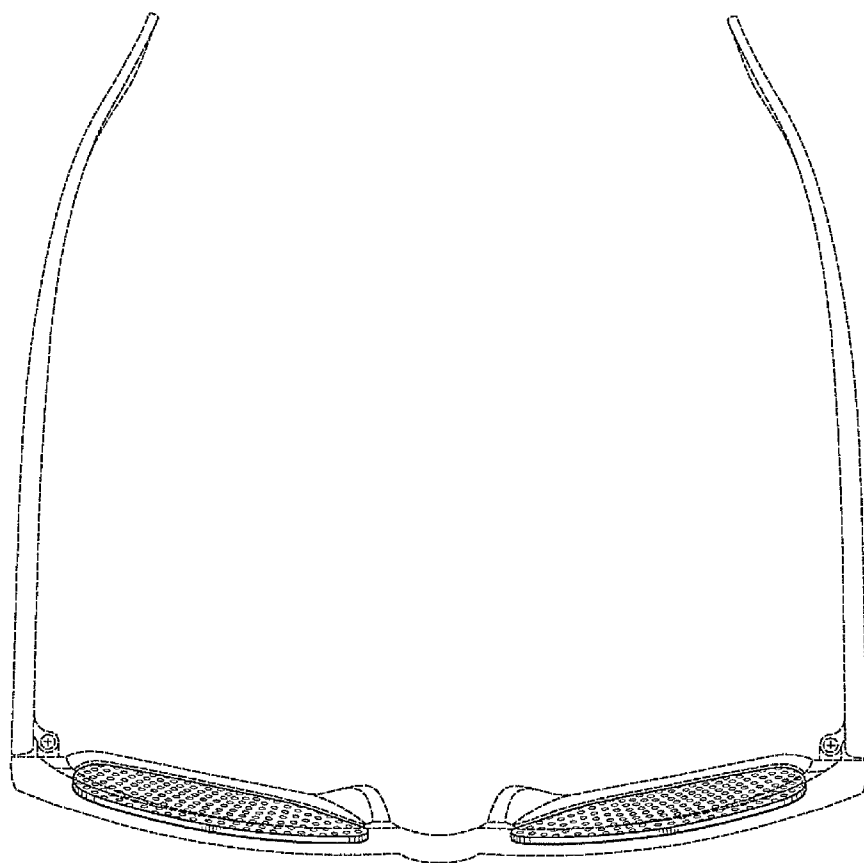


FIG. 4

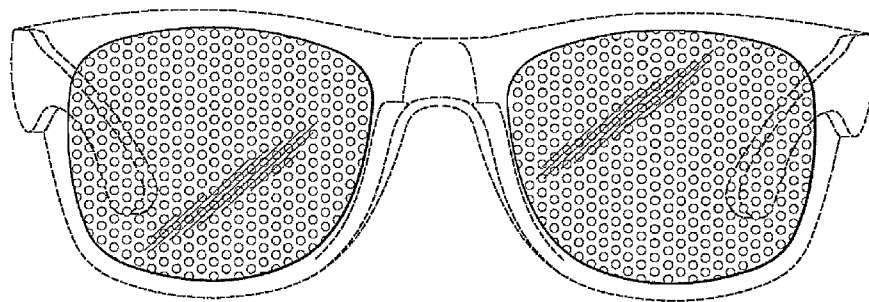


FIG. 6

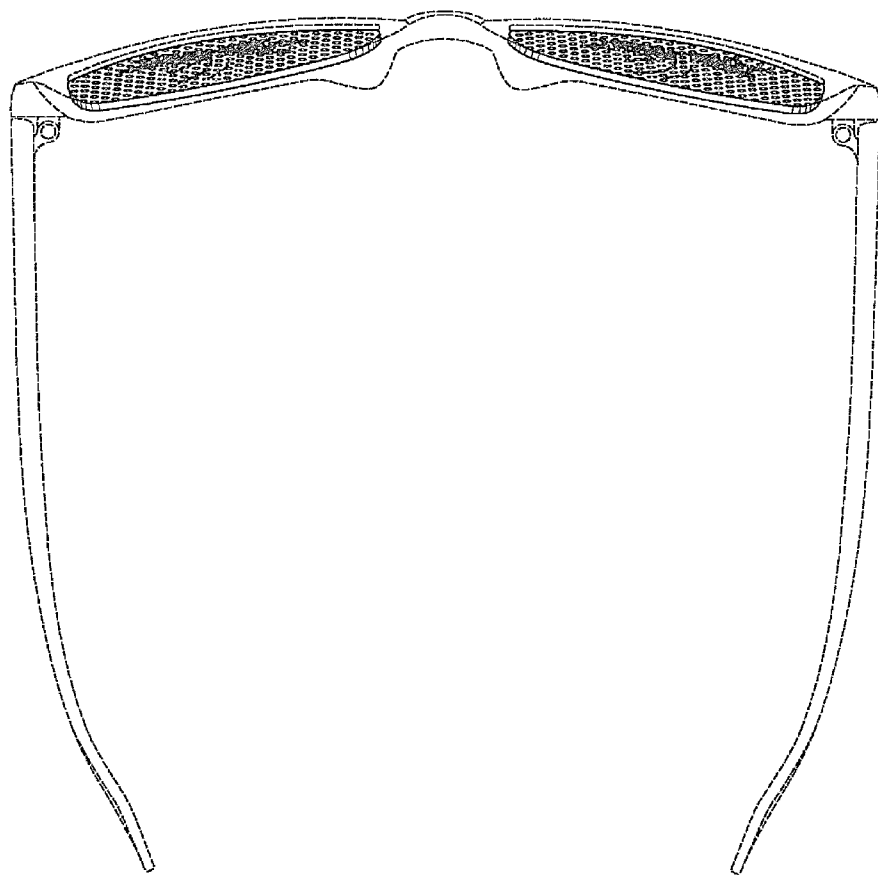


FIG. 7