



US00D366175S

United States Patent [19]
Bonaddio et al.

[11] **Patent Number:** **Des. 366,175**
[45] **Date of Patent:** ****Jan. 16, 1996**

[54] **MATTRESS CUSHION**

Attorney, Agent, or Firm—Natan Epstein

[75] Inventors: **Vincenzo A. Bonaddio**, Rancho Santa Margarita; **Feyyaz O. Baskent**, Newport Beach, both of Calif.

[57] **CLAIM**

The ornamental design for a mattress cushion, as shown and described.

[73] Assignee: **Foamex L.P.**, Linwood, Pa.

DESCRIPTION

[**] Term: **14 Years**

[21] Appl. No.: **31,515**

[22] Filed: **Nov. 30, 1994**

[52] U.S. Cl. **D6/596; D6/595; D6/601**

[58] **Field of Search** **D6/595, 596, 601, D6/604; 5/901, 903, 900.5, 632, 481, 448; D24/183**

[56] **References Cited**

U.S. PATENT DOCUMENTS

D. 352,634 11/1994 Canning D6/595
4,620,337 11/1986 Willams et al. 5/481
5,163,194 11/1992 Dixon 5/901

OTHER PUBLICATIONS

Bloomingdale's Cat. p. 25, bed wedge A, top middle side of page.

Primary Examiner—Lisa P. Lichtenstein

FIG. 1 is a front view of a mattress cushion, showing our new design;

FIG. 2 is a side elevational view of the right hand side thereof, the opposite left hand side being substantially identical;

FIG. 3 is an elevational view of the bottom side thereof;

FIG. 4 is an elevational view of the top side thereof;

FIG. 5 is an enlarged detail view in side elevation, taken in the area designated by numeral 5 in FIG. 2;

FIG. 6 is an enlarged detail view in side elevation, taken in the area designated by numeral 6 in FIG. 3;

FIG. 7 is an enlarged detail view in side elevation, taken in the area designated by numeral 7 in FIG. 2;

FIG. 8 is an enlarged fragmentary top side perspective view of the area designated by numeral 5 in FIG. 2; and,

FIG. 9 is an enlarged fragmentary top side perspective view of the design taken in the area designated by numeral 7 in FIG. 2.

The rear of the design is flat and unornamented.

1 Claim, 4 Drawing Sheets

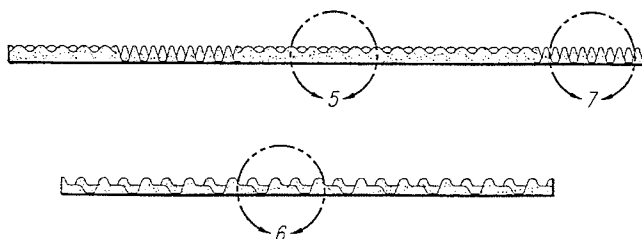



FIG. 1




FIG. 2

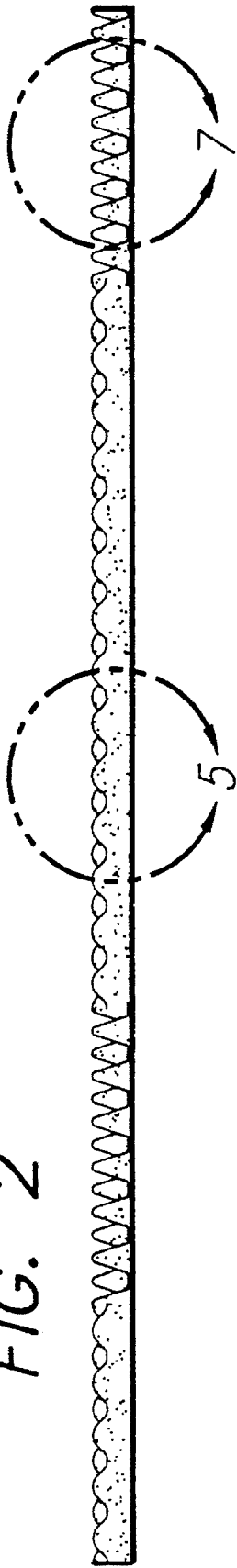


FIG. 3

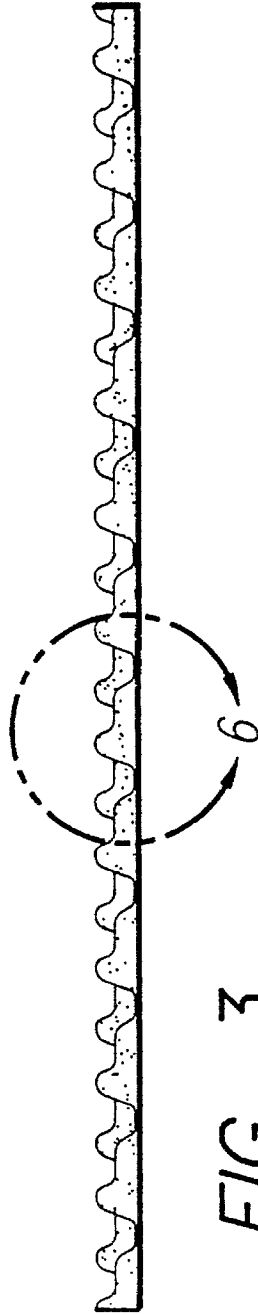


FIG. 4



FIG. 5

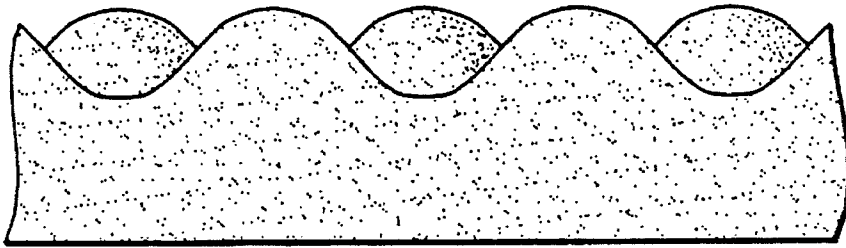


FIG. 6

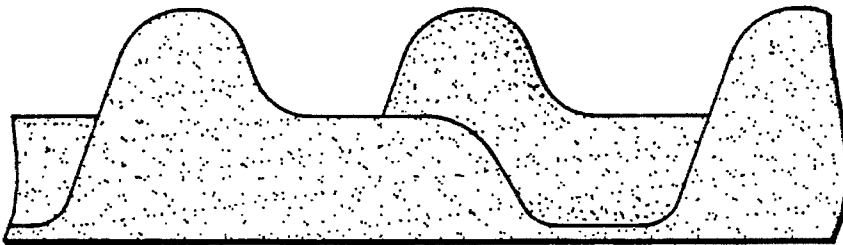
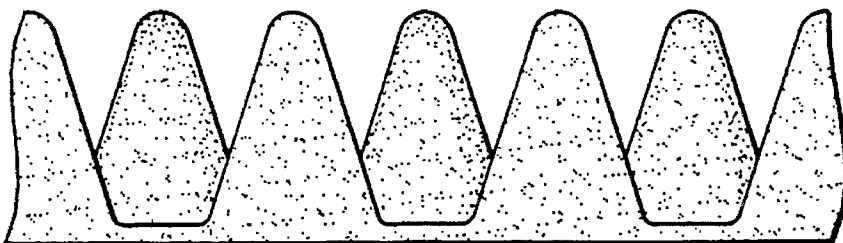


FIG. 7



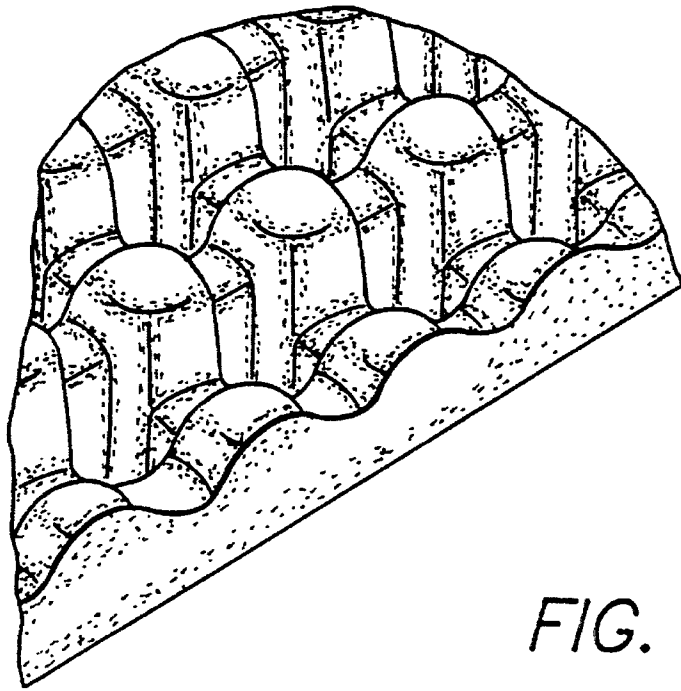


FIG. 8

FIG. 9

