



US00D525271S

(12) **United States Design Patent**
DiBella

(10) **Patent No.:** **US D525,271 S**

(45) **Date of Patent:** **** Jul. 18, 2006**

(54) **SAUSAGE CASING DIE**

(76) Inventor: **Michael DiBella**, 40 Nohokai St.,
Kihei, HI (US) 96753

(**) Term: **14 Years**

(21) Appl. No.: **29/215,106**

(22) Filed: **Oct. 13, 2004**

(51) **LOC (8) Cl.** **15-09**

(52) **U.S. Cl.** **D15/137**

(58) **Field of Classification Search** D15/135-137;
425/32, 34.1, 461-467, 470; 426/138-139,
426/135, 512, 514, 516; 264/209.1, 171.26,
264/188, 209.3, 177.16, 171.12; 72/370.27;
428/34.1, 34.2, 34.8

See application file for complete search history.

(56) **References Cited**

U.S. PATENT DOCUMENTS

3,404,430 A * 10/1968 Kielsmeier et al. 452/35
4,390,490 A * 6/1983 Martinek et al. 264/171.12

4,941,812 A * 7/1990 Samelson 425/131.5
5,773,035 A * 6/1998 Stall et al. 425/67
5,849,083 A * 12/1998 Milliman 118/405
6,613,374 B1 * 9/2003 Fayard et al. 426/565

* cited by examiner

Primary Examiner—Antoine D. Davis

Assistant Examiner—Patricia Palasik

(74) *Attorney, Agent, or Firm*—James E. Brunton, Esq.

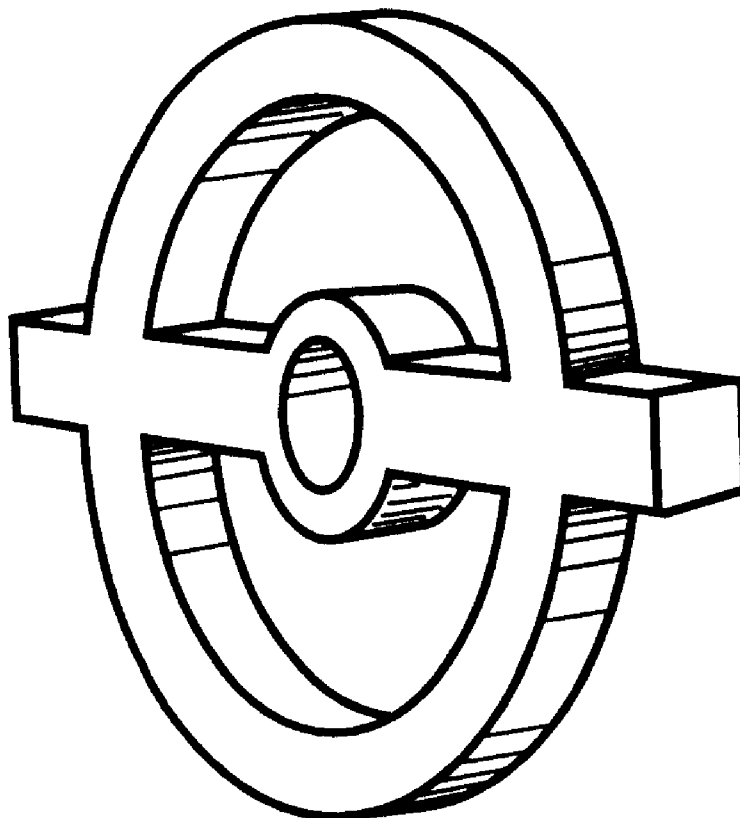
(57) **CLAIM**

The ornamental design for “a sausage casing die,” as shown.

DESCRIPTION

FIG. 1 is a generally perspective view of a sausage casing die showing my new design;
FIG. 2 is a front view thereof;
FIG. 3 is a side view thereof, the opposite side being identical thereto; and,
FIG. 4 is a top plan view thereof, the bottom view being identical thereto.

1 Claim, 1 Drawing Sheet



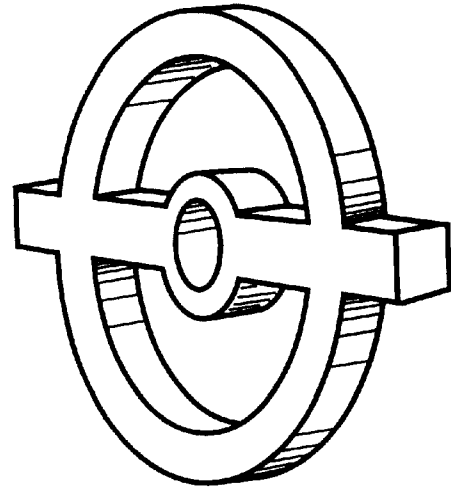


Fig. 1

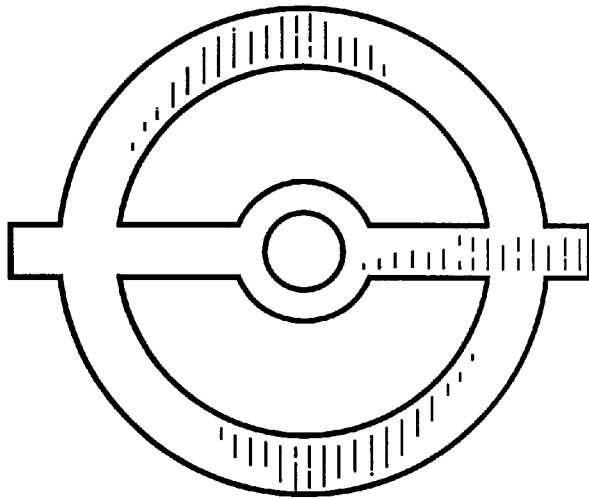


Fig. 2



Fig. 3



Fig. 4