



(51) International Patent Classification:

C07C 51/02 (2006.01) C07C 29/149 (2006.01)
C07C 55/10 (2006.01) C07C 31/20 (2006.01)
C07C 51/41 (2006.01) C07C 209/16 (2006.01)
C07C 51/43 (2006.01) C07C 211/09 (2006.01)
C07C 51/44 (2006.01)

(21) International Application Number:

PCT/US2011/049682

(22) International Filing Date:

30 August 2011 (30.08.2011)

(25) Filing Language:

English

(26) Publication Language:

English

(30) Priority Data:

PCT/US2011/036913 18 May 2011 (18.05.2011) US

(71) Applicant (for all designated States except US): **BIOAMBER S.A.S.** [FR/CA]; 1250 Rene-levesque Blvd., West, Suite 4110, Montreal, QC H3B 4W8 (CA).

(72) Inventors; and

(75) Inventors/Applicants (for US only): **FRUCHEY, Olan, S.** [US/US]; 13 Greenbrier Avenue, Hurricane, WV 25526 (US). **MANZER, Leo, E.** [US/US]; 328 Cassell Court, Wilmington, DE 19803 (US). **DUNUWILA, Dilum** [US/US]; 394 Franklin Avenue, Princeton, NJ 08540 (US). **KEEN, Brian, T.** [US/US]; 108 Hughes Drive, Pinch, WV 25156 (US). **ALBIN, Brooke, A.** [US/US]; 1026 Gordon Drive, Charleston, WV 25303 (US). **CLINTON, Nye, A.** [US/US]; 16 Christopher Drive, Hurricane, WV 25526

(US). **DOMBEK, Bernard, D.** [US/US]; 1620 Woodvale Drive, Charleston, WV 25314 (US).

(74) Agents: **CHRISTENBURY, T., Daniel** et al.; DLA Piper LLP (US), One Liberty Place, 1650 Market Street, Suite 4900, Philadelphia, PA 19103 (US).

(81) Designated States (unless otherwise indicated, for every kind of national protection available): AE, AG, AL, AM, AO, AT, AU, AZ, BA, BB, BG, BH, BR, BW, BY, BZ, CA, CH, CL, CN, CO, CR, CU, CZ, DE, DK, DM, DO, DZ, EC, EE, EG, ES, FI, GB, GD, GE, GH, GM, GT, HN, HR, HU, ID, IL, IN, IS, JP, KE, KG, KM, KN, KP, KR, KZ, LA, LC, LK, LR, LS, LT, LU, LY, MA, MD, ME, MG, MK, MN, MW, MX, MY, MZ, NA, NG, NI, NO, NZ, OM, PE, PG, PH, PL, PT, QA, RO, RS, RU, SC, SD, SE, SG, SK, SL, SM, ST, SV, SY, TH, TJ, TM, TN, TR, TT, TZ, UA, UG, US, UZ, VC, VN, ZA, ZM, ZW.

(84) Designated States (unless otherwise indicated, for every kind of regional protection available): ARIPO (BW, GH, GM, KE, LR, LS, MW, MZ, NA, SD, SL, SZ, TZ, UG, ZM, ZW), Eurasian (AM, AZ, BY, KG, KZ, MD, RU, TJ, TM), European (AL, AT, BE, BG, CH, CY, CZ, DE, DK, EE, ES, FI, FR, GB, GR, HR, HU, IE, IS, IT, LT, LU, LV, MC, MK, MT, NL, NO, PL, PT, RO, RS, SE, SI, SK, SM, TR), OAPI (BF, BJ, CF, CG, CI, CM, GA, GN, GQ, GW, ML, MR, NE, SN, TD, TG).

Published:

— with international search report (Art. 21(3))

(54) Title: PROCESSES FOR PRODUCING BUTANEDIOL (BDO), DIAMINO BUTANE (DAB), FROM FERMENTATION BROTHS CONTAINING AMMONIUM SUCCINATE

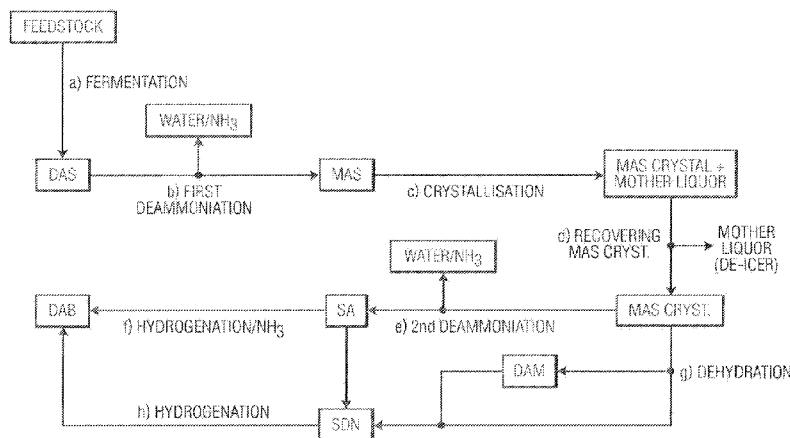


FIG. 1

(57) Abstract: Processes that, make nitrogen-containing compounds include converting succinic acid (SA) or monoammonium succinate (MAS) derived from a diammonium succinate (DAS)- or MAS-containing fermentation broth to produce such compounds including diamino butane (DAB), succinic dinitrile (SDN), succinic amino nitrile (SAN), succinamide (DAM), and related polymers.



PROCESSES FOR PRODUCING BUTANEDIOL (BDO), DIAMINOBTUTANE (DAB), FROM FERMENTATION
BROTHS CONTAINING AMMONIUM SUCCINATE

Technical Field

[0001] This disclosure relates to processes for producing nitrogen containing compounds
5 such as DAB, SDN and DAM from succinic acid (SA) and monoammonium succinate
(MAS) produced by fermentation.

Background

[0002] Certain carbonaceous products of sugar fermentation are seen as replacements for
10 petroleum-derived materials for use as feedstocks for the manufacture of carbon-containing
chemicals. One such product is MAS.

[0003] A material related to MAS, namely SA, can be produced by microorganisms using
fermentable carbon sources such as sugars as starting materials. However, most
commercially viable, succinate producing microorganisms described in the literature
15 neutralize the fermentation broth to maintain an appropriate pH for maximum growth,
conversion and productivity. Typically, the pH of the fermentation broth is maintained at or
near a pH of 7 by introduction of ammonium hydroxide into the broth, thereby converting the
SA to diammonium succinate (DAS). The DAS may be converted to MAS to derive MAS
from the fermentation broth.

[0004] Kushiki (Japanese Published Patent Application, Publication No. 2005-139156)
20 discloses a method of obtaining MAS from an aqueous solution of DAS that could be
obtained from a fermentation broth to which an ammonium salt is added as a counter ion.
Specifically, MAS is crystallized from an aqueous solution of DAS by adding acetic acid to
the solution to adjust the pH of the solution to a value between 4.6 and 6.3, causing impure
MAS to crystallize from the solution.

25 [0005] Masuda (Japanese Unexamined Application Publication P2007-254354, Oct. 4,
2007) describes partial deammoniation of dilute aqueous solutions of "ammonium succinate"
of the formula $H_4NOOCCH_2CH_2COONH_4$. From the molecular formula disclosed, it can be
seen that "ammonium succinate" is diammonium succinate. Masuda removes water and
ammonia by heating solutions of the ammonium succinate to yield a solid SA-based
30 composition containing, in addition to ammonium succinate, at least one of MAS, SA,
monoamide succinate, succinimide, succinamide or ester succinate. Thus, it can be inferred

that like Kushiki, Masuda discloses a process that results in production of impure MAS. The processes of both Kushiki and Masuda lead to materials that need to be subjected to various purification regimes to produce high purity MAS.

[0006] Bio-derived MAS and SA such as that derived from MAS itself are platform
5 molecules for synthesis of a number of commercially important chemicals and polymers. Therefore, it is highly desirable to provide a purification technology that offers flexibility to integrate clear, commercially viable paths to derivatives such as DAB, SDN and DAM. In response to the lack of an economically and technically viable process solution for converting fermentation-derived SA/MAS to DAB, SDN, succinic amino nitrile (SAN) and DAM, it
10 could be helpful to provide methods for providing a cost effective SA/MAS stream of sufficient purity for direct hydrogenation.

[0007] We further provide a process for making nitrogen containing compounds including indirect conversion of SA to DAB by hydrogenation of SA to 1,4-butanediol (BDO) and amination of BDO to DAB.

15 Summary

[0008] We provide a process for making nitrogen containing compounds of SA, including (a) providing a clarified DAS-containing fermentation broth; (b) distilling the broth to form an overhead that comprises water and ammonia, and a liquid bottoms that comprises MAS, at least some DAS, and at least about 20 wt% water; (c) cooling and/or evaporating the bottoms,
20 and optionally adding an antisolvent to the bottoms, to attain a temperature and composition sufficient to cause the bottoms to separate into a DAS-containing liquid portion and a MAS-containing solid portion that is substantially free of DAS; (d) separating at least part of the solid portion from the liquid portion; and (e) (1) contacting the solid portion with hydrogen and optionally an ammonia source in the presence of at least one hydrogenation catalyst to
25 produce DAB; or (2) dehydrating at least a part of the solid portion to produce SDN; or (3) dehydrating at least a part of the solid portion to produce DAM; and (f) recovering the DAB, SDN or DAM.

[0009] We also provide a process for making nitrogen containing compounds of SA, including (a) providing a clarified DAS-containing fermentation broth; (b) distilling the broth
30 to form a first overhead that includes water and ammonia, and a first liquid bottoms that includes MAS, at least some DAS, and at least about 20 wt% water; (c) cooling and/or evaporating the bottoms, and optionally adding an antisolvent to the bottoms, to attain a

temperature and composition sufficient to cause the bottoms to separate into a DAS-containing liquid portion and a MAS-containing solid portion that is substantially free of DAS; (d) separating the solid portion from the liquid portion; (e) recovering the solid portion; (f) dissolving the solid portion in water to produce an aqueous MAS solution; (g) distilling the aqueous MAS solution at a temperature and pressure sufficient to form a second overhead that includes water and ammonia, and a second bottoms that includes a major portion of SA, a minor portion of MAS, and water; (h) cooling and/or evaporating the second bottoms to cause the second bottoms to separate into a second liquid portion in contact with a second solid portion that preferably consists essentially of SA and is substantially free of MAS; (i) separating at least part of the second solid portion from the second liquid portion; and (j) (1) contacting the second solid portion with hydrogen and an ammonia source in the presence of at least one hydrogenation catalyst to produce DAB; or (2) dehydrating at least a part of the second solid portion to produce SDN; or (3) dehydrating at least a part of the second solid portion to produce DAM; and (k) recovering the DAB, SDN or DAM.

[0010] We further provide a process for making nitrogen containing compounds, including (a) providing a clarified MAS-containing fermentation broth; (b) optionally, adding MAS, DAS, SA, NH_3 , and/or NH_4^+ to the broth to preferably maintain the pH of the broth below 6; (c) distilling the broth to form an overhead that includes water and optionally ammonia, and a liquid bottoms that includes MAS, at least some DAS, and at least about 20 wt% water; (d) cooling and/or evaporating the bottoms, and optionally adding an antisolvent to the bottoms, to attain a temperature and composition sufficient to cause the bottoms to separate into a DAS-containing liquid portion and a MAS-containing solid portion that is substantially free of DAS; (e) separating at least part of the solid portion from the liquid portion; and (f) (1) contacting the solid portion with hydrogen and optionally an ammonia source in the presence of at least one hydrogenation catalyst to produce DAB; or (2) dehydrating at least a part of the second solid portion to produce SDN; or (3) dehydrating at least a part of the second solid portion to produce DAM; and (g) recovering the DAB, SDN or DAM.

[0011] We further yet provide a process for making nitrogen containing compounds, including (a) providing a clarified MAS-containing fermentation broth; (b) optionally, adding MAS, DAS, SA, NH_3 , and/or NH_4^+ to the broth to preferably maintain the pH of the broth below 6; (c) distilling the broth to form an overhead that includes water and optionally

ammonia, and a liquid bottoms that includes MAS, at least some DAS, and at least about 20 wt% water; (d) cooling and/or evaporating the bottoms, and optionally adding an antisolvent to the bottoms, to attain a temperature and composition sufficient to cause the bottoms to separate into a DAS-containing liquid portion and a MAS-containing solid portion that is substantially free of DAS; (e) separating the solid portion from the liquid portion; and (f) recovering the solid portion; (g) dissolving the solid portion in water to produce an aqueous MAS solution; (h) distilling the aqueous MAS solution at a temperature and pressure sufficient to form a second overhead that includes water and ammonia, and a second bottoms that includes a major portion of SA, a minor portion of MAS, and water; (i) cooling and/or evaporating the second bottoms to cause the second bottoms to separate into a second liquid portion in contact with a second solid portion that preferably consists essentially of SA and is substantially free of MAS; (j) separating at least part of the second solid portion from the second liquid portion; and (k) (1) contacting the solid portion with hydrogen and an ammonia source in the presence of at least one hydrogenation catalyst to produce DAB; or (2) dehydrating at least a part of the solid portion to produce SDN; or (3) dehydrating at least a part of the solid portion to produce DAM; and (l) recovering the DAB, SDN or DAM.

Brief Description of the Drawings

[0012] Fig. 1 schematically illustrates a fully integrated process for producing fermentation-derived SA/MAS and further converting SA/MAS to DAB and SDN and depicts two-stage deammoniation of DAS with a MAS crystallization step between the two stages.

[0013] Fig. 2 schematically illustrates various pathways of converting MAS to DAB, SDN and DAM, as well as other intermediates and derivatives.

[0014] Fig. 3 schematically illustrates various pathways of converting SA to BDO, DAB, SDN and DAM, as well as other intermediates and derivatives.

[0015] Fig. 4 is a graph showing the solubility of MAS as a function of temperature in both water and a 30% aqueous DAS solution.

[0016] Fig. 5 schematically illustrates selected reaction pathways from DAS to DAB, SDN and DAM and other selected downstream products.

Detailed Description

[0017] It will be appreciated that at least a portion of the following description is intended to refer to representative examples of processes selected for illustration in the drawings and is not intended to define or limit the disclosure, other than in the appended claims.

5 [0018] Our processes may be appreciated by reference to Fig. 1, which shows in flow diagram form one representative example of our methods.

[0019] A growth vessel, typically an in-place steam sterilizable fermentor, may be used to grow a microbial culture (not shown) that is subsequently utilized for the production of the DAS, MAS, and/or SA -containing fermentation broth. Such growth vessels are known in
10 the art and are not further discussed.

[0020] The microbial culture may comprise microorganisms capable of producing SAs from fermentable carbon sources such as carbohydrate sugars. Representative examples of microorganisms include , *Escherichia coli* (*E. coli*), *Aspergillus niger*, *Corynebacterium glutamicum* (also called *Brevibacterium flavum*), *Enterococcus faecalis*, *Veillonella parvula*,
15 *Actinobacillus succinogenes*, *Mannheimia succiniciproducens*, *Anaerobiospirillum succiniciproducens*, *Paecilomyces Varioti*, *Saccharomyces cerevisiae*, *Bacteroides fragilis*, *Bacteroides ruminicola*, *Bacteroides amylophilus*, *Alcaligenes eutrophus*, *Brevibacterium ammoniagenes*, *Brevibacterium lactofermentum*, *Candida brumptii*, *Candida catenulate*, *Candida mycoderma*, *Candida zeylanoïdes*, *Candida paludigena*, *Candida sonorensis*,
20 *Candida utilis*, *Candida zeylanoïdes*, *Debaryomyces hansenii*, *Fusarium oxysporum*, *Humicola lanuginosa*, *Kloeckera apiculata*, *Kluyveromyces lactis*, *Kluyveromyces wickerhamii*, *Penicillium simplicissimum*, *Pichia anomala*, *Pichia besseyi*, *Pichia media*, *Pichia guilliermondii*, *Pichia inositovora*, *Pichia stipidis*, *Saccharomyces bayanus*, *Schizosaccharomyces pombe*, *Torulopsis candida*, *Yarrowia lipolytica*, mixtures thereof and
25 the like.

[0021] A preferred microorganism is an *E. coli* strain deposited at the ATCC under accession number PTA-5132. More preferred is this strain with its three antibiotic resistance genes (*cat*, *amphl*, *tetA*) removed. Removal of the antibiotic resistance genes *cat* (coding for the resistance to chloramphenicol), and *amphl* (coding for the resistance to kanamycin) can
30 be performed by the so-called "Lambda-red (λ -red)" procedure as described in Datsenko KA and Wanner BL., Proc. Natl. Acad. Sci. U S A 2000 Jun 6; 97(12) 6640-5, the subject matter of which is incorporated herein by reference. The tetracycline resistant gene *tetA* can be

removed using the procedure originally described by Bochner et al., J Bacteriol. 1980 August; 143(2): 926-933, the subject matter of which is incorporated herein by reference. Glucose is a preferred fermentable carbon source for this microorganism.

[0022] A fermentable carbon source (e.g., carbohydrates and sugars), optionally a source of nitrogen and complex nutrients (e.g., corn steep liquor), additional media components such as vitamins, salts and other materials that can improve cellular growth and/or product formation, and water may be fed to the growth vessel for growth and sustenance of the microbial culture. Typically, the microbial culture is grown under aerobic conditions provided by sparging an oxygen-rich gas (e.g., air or the like). Typically, an acid (e.g., sulphuric acid or the like) and ammonium hydroxide are provided for pH control during the growth of the microbial culture.

[0023] In one example (not shown), the aerobic conditions in the growth vessel (provided by sparging an oxygen-rich gas) are switched to anaerobic conditions by changing the oxygen-rich gas to an oxygen-deficient gas (e.g., CO₂ or the like). The anaerobic environment triggers bioconversion of the fermentable carbon source to SA *in situ* in the growth vessel. Ammonium hydroxide is provided for pH control during bioconversion of the fermentable carbon source to SA. The SA that is produced is at least partially neutralized to DAS due to the presence of the ammonium hydroxide, leading to the production of a broth comprising DAS. The CO₂ provides an additional source of carbon for the production of SA.

[0024] In another example, the contents of the growth vessel may be transferred via a stream to a separate bioconversion vessel for bioconversion of a carbohydrate source to SA. An oxygen-deficient gas (e.g., CO₂ or the like) is sparged in the bioconversion vessel to provide anaerobic conditions that trigger production of SA. Ammonium hydroxide is provided for pH control during bioconversion of the carbohydrate source to SA. Due to the presence of the ammonium hydroxide, the SA produced is at least partially neutralized to DAS, leading to production of a broth that comprises DAS. The CO₂ provides an additional source of carbon for production of SA.

[0025] In another example, the bioconversion may be conducted at relatively low pH (e.g., 3 to 6). A base (ammonium hydroxide or ammonia) may be provided for pH control during bioconversion of the carbohydrate source to SA. Depending of the desired pH, due to the presence or lack of the ammonium hydroxide, either SA is produced or the SA produced is at least partially neutralized to MAS, DAS, or a mixture comprising SA, MAS and/or DAS.

Thus, the SA produced during bioconversion can be subsequently neutralized, optionally in an additional step, by providing either ammonia or ammonium hydroxide leading to a broth comprising DAS. As a consequence, a "DAS-containing fermentation broth" generally means that the fermentation broth comprises DAS and possibly any number of other components such as MAS and/or SA, whether added and/or produced by bioconversion or otherwise. Similarly, a "MAS-containing fermentation broth" generally means that the fermentation broth comprises MAS and possibly any number of other components such as DAS and/or SA, whether added and/or produced by bioconversion or otherwise.

[0026] The broth resulting from the bioconversion of the fermentable carbon source (in either the growth vessel or the bioconversion vessel, depending on where the bioconversion takes place), typically contains insoluble solids such as cellular biomass and other suspended material, which are transferred via a stream to a clarification apparatus before distillation. Removal of insoluble solids clarifies the broth. This reduces or prevents fouling of subsequent distillation equipment. The insoluble solids can be removed by any one of several solid-liquid separation techniques, alone or in combination, including but not limited to, centrifugation and filtration (including, but not limited to ultra-filtration, micro-filtration or depth filtration). The choice of filtration can be made using techniques known in the art. Soluble inorganic compounds can be removed by any number of known methods such as, but not limited to, ion-exchange, physical adsorption and the like.

[0027] An example of centrifugation is a continuous disc stack centrifuge. It may be useful to add a polishing filtration step following centrifugation such as dead-end or cross-flow filtration that may include the use of a filter aide such as diatomaceous earth or the like, or more preferably ultra-filtration or micro-filtration. The ultra-filtration or micro-filtration membrane can be ceramic or polymeric, for example. One example of a polymeric membrane is SeIRO MPS-U20P (pH stable ultra-filtration membrane) manufactured by Koch Membrane Systems (850 Main Street, Wilmington, MA, USA). This is a commercially available polyethersulfone membrane with a 25,000 Dalton molecular weight cut-off which typically operates at pressures of 0.35 to 1.38 MPa (maximum pressure of 1.55 MPa) and at temperatures up to 50°C. Alternatively, a filtration step may be employed, such as ultra-filtration or micro-filtration alone.

[0028] The resulting clarified DAS-containing broth or MAS-containing broth, substantially free of the microbial culture and other solids, is transferred via a stream to a distillation apparatus.

[0029] The clarified distillation broth should contain DAS and/or MAS in an amount that is at least a majority of, preferably at least about 70 wt%, more preferably 80 wt% and most preferably at least about 90 wt% of all the diammonium dicarboxylate salts in the broth. The concentration of DAS and/or MAS as a weight percent (wt%) of the total dicarboxylic acid salts in the fermentation broth can be easily determined by high pressure liquid chromatography (HPLC) or other known means.

[0030] Water and ammonia are removed from the distillation apparatus as an overhead, and at least a portion is optionally recycled via a stream to the bioconversion vessel (or the growth vessel operated in the anaerobic mode). Distillation temperature and pressure are not critical as long as the distillation is carried out in a way that ensures that the distillation overhead contains water and ammonia, and the distillation bottoms comprises at least some DAS and at least about 20 wt% water. A more preferred amount of water is at least about 30 wt% and an even more preferred amount is at least about 40 wt%. The rate of ammonia removal from the distillation step increases with increasing temperature and also can be increased by injecting steam (not shown) during distillation. The rate of ammonia removal during distillation may also be increased by conducting distillation under a vacuum or by sparging the distillation apparatus with a non-reactive gas such as air, nitrogen or the like.

[0031] Removal of water during the distillation step can be enhanced by the use of an organic azeotroping agent such as toluene, xylene, cyclohexane, methyl cyclohexane, methyl isobutyl ketone, heptane or the like, provided that the bottoms contains at least about 20 wt% water. If the distillation is carried out in the presence of an organic agent capable of forming an azeotrope consisting of the water and the agent, distillation produces a biphasic bottoms that comprises an aqueous phase and an organic phase, in which case the aqueous phase can be separated from the organic phase, and the aqueous phase used as the distillation bottoms. Byproducts such as succinamic acid, succinamide and succinimide are substantially avoided provided the water level in the bottoms is maintained at a level of at least about 30 wt%.

[0032] A preferred temperature for the distillation step is in the range of about 50°C to about 300°C, depending on the pressure. A more preferred temperature range is about 90°C to about 150°C, depending on the pressure. A distillation temperature of about 110°C to

about 140°C is preferred. "Distillation temperature" refers to the temperature of the bottoms (for batch distillations this may be the temperature at the time when the last desired amount of overhead is taken).

[0033] Adding a water miscible organic solvent or an ammonia separating solvent facilitates deammoniation over a variety of distillation temperatures and pressures as discussed above. Such solvents include aprotic, bipolar, oxygen-containing solvents that may be able to form passive hydrogen bonds. Examples include, but are not limited to, diglyme, triglyme, tetraglyme, propylene glycol, sulfoxides such as dimethylsulfoxide (DMSO), lactones such as gamma-butyrolactone (GBL), amides such as dimethylformamide (DMF) and dimethylacetamide, sulfones such as dimethylsulfone, sulfolane, polyethyleneglycol (PEG), butoxytriglycol, N-methylpyrrolidone (NMP), ethers such as dioxane, methyl ethyl ketone (MEK) and the like. Such solvents aid in the removal of ammonia from the DAS or MAS in the clarified broth. Regardless of the distillation technique, it is important that the distillation be carried out in a way that ensures that at least some DAS and at least about 20 wt% water remain in the bottoms and even more advantageously at least about 30 wt%.

[0034] The distillation can be performed at atmospheric, sub-atmospheric or super-atmospheric pressures. The distillation can be a one-stage flash, a multistage distillation (i.e., a multistage column distillation) or the like. The one-stage flash can be conducted in any type of flasher (e.g., a wiped film evaporator, thin film evaporator, thermosiphon flasher, forced circulation flasher and the like). The multistages of the distillation column can be achieved by using trays, packing or the like. The packing can be random packing (e.g., Raschig rings, Pall rings, Berl saddles and the like) or structured packing (e.g., Koch-Sulzer packing, Intalox packing, Mellapak and the like). The trays can be of any design (e.g., sieve trays, valve trays, bubble-cap trays and the like). The distillation can be performed with any number of theoretical stages.

[0035] If the distillation apparatus is a column, the configuration is not particularly critical, and the column can be designed using well known criteria. The column can be operated in either stripping mode, rectifying mode or fractionation mode. Distillation can be conducted in either batch or continuous mode. In the continuous mode, the broth is fed continuously into the distillation apparatus, and the overhead and bottoms are continuously removed from the apparatus as they are formed. The distillate from distillation is an ammonia/water solution, and the distillation bottoms is a liquid, aqueous solution of MAS

and DAS, which may also contain other fermentation by-product salts (i.e., ammonium acetate, ammonium formate, ammonium lactate and the like) and color bodies.

[0036] The distillation bottoms can be transferred via a stream to a cooling apparatus and cooled by conventional techniques. Cooling technique is not critical. A heat exchanger (with heat recovery) can be used. A flash vaporization cooler can be used to cool the bottoms to about 15°C. Cooling to <15°C typically employs a refrigerated coolant such as, for example, glycol solution or, less preferably, brine. A concentration step can be included prior to cooling to help increase product yield. Further, both concentration and cooling can be combined using methods known such as vacuum evaporation and heat removal using integrated cooling jackets and/or external heat exchangers.

[0037] We found that the presence of some DAS in the liquid bottoms facilitates cooling-induced separation of the bottoms into a liquid portion in contact with a solid portion that at least "consists essentially" of MAS (meaning that the solid portion is at least substantially pure crystalline MAS) by reducing the solubility of MAS in the liquid, aqueous, DAS-containing bottoms. Fig. 4 illustrates the reduced solubility of MAS in an aqueous 30 wt% DAS solution at various temperatures ranging from 0°C to 60°C. The upper curve shows that even at 0°C MAS remains significantly soluble in water (i.e., about 20 wt% in aqueous solution). The lower curve shows that at 0°C MAS is essentially insoluble in a 30 wt% aqueous DAS solution. We discovered, therefore, that MAS can be more completely crystallized out of an aqueous solution if some DAS is also present in that solution. A preferred concentration of DAS in such a solution is in the ppm to about 3 wt% range. This allows crystallization of MAS (i.e., formation of the solid portion of the distillation bottoms) at temperatures higher than those that would be required in the absence of DAS.

[0038] When about 50% of the ammonia is removed from DAS contained in an aqueous medium the succinate species establish an equilibrium molar distribution that is about 0.1:0.8:0.1 in DAS:MAS:SA within a pH range of 4.8 to 5.4, depending on the operating temperature and pressure. When this composition is concentrated and cooled, MAS exceeds its solubility limit in water and crystallizes. When MAS undergoes a phase change to the solid phase, the liquid phase equilibrium resets thereby producing more MAS (DAS donates an ammonium ion to SA). This causes more MAS to crystallize from solution and continues until appreciable quantities of SA are exhausted and the pH tends to rise. As the pH rises, the liquid phase distribution favors DAS. However, since DAS is highly soluble in water, MAS

continues to crystallize as its solubility is lower than DAS. In effect, the liquid phase equilibrium and the liquid-solid equilibria of succinate species act as a “pump” for MAS crystallization, thereby enabling MAS crystallization in high yield.

[0039] In addition to cooling, evaporation, or evaporative cooling described above, crystallization of MAS can be enabled and/or facilitated by addition of an antisolvent. In this context, antisolvents may be solvents typically miscible with water, but cause crystallization of a water soluble salt such as MAS due to lower solubility of the salt in the solvent. Solvents with an antisolvent effect on MAS can be alcohols such as ethanol and propanol, ketones such as methyl ethyl ketone, ethers such as tetrahydrofuran and the like. The use of antisolvents is known and can be used in combination with cooling and evaporation or separately.

[0040] The distillation bottoms, after cooling in the cooling unit, is fed via a stream to a separator for separation of the solid portion from the liquid portion. Separation can be accomplished via pressure filtration (e.g., using Nutsche or Rosenmond type pressure filters), centrifugation and the like. The resulting solid product can be recovered as a product and dried, if desired, by standard methods.

[0041] After separation, it may be desirable to treat the solid portion to ensure that no liquid portion remains on the surface(s) of the solid portion. One way to minimize the amount of liquid portion that remains on the surface of the solid portion is to wash the separated solid portion with water and dry the resulting washed solid portion. A convenient way to wash the solid portion is to use a so-called “basket centrifuge.” Suitable basket centrifuges are available from The Western States Machine Company (Hamilton, OH, USA).

[0042] The liquid portion of the distillation bottoms (i.e., the mother liquor) may contain remaining dissolved MAS, any unconverted DAS, any fermentation byproducts such as ammonium acetate, lactate, or formate, and other minor impurities. This liquid portion can be fed via a stream to a downstream apparatus. In one instance, the downstream apparatus may be a means for making a de-icer by treating the mixture with an appropriate amount of potassium hydroxide, for example, to convert the ammonium salts to potassium salts. Ammonia generated in this reaction can be recovered for reuse in the bioconversion vessel (or the growth vessel operating in the anaerobic mode). The resulting mixture of potassium salts is valuable as a de-icer and anti-icer.

[0043] The mother liquor from the solids separation step, can be recycled (or partially recycled) to the distillation apparatus via a stream to further enhance recovery of MAS, as well as further convert DAS to MAS.

[0044] The solid portion of the cooling-induced crystallization is substantially pure MAS and is, therefore, useful for the known utilities of MAS.

[0045] HPLC can be used to detect the presence of nitrogen-containing impurities such as succinamide and succinimide. The purity of MAS can be determined by elemental carbon and nitrogen analysis. An ammonia electrode can be used to determine a crude approximation of MAS purity.

[0046] Depending on the circumstances and various operating inputs, there are instances when the fermentation broth may be a clarified MAS-containing fermentation broth or a clarified SA-containing fermentation broth. In those circumstances, it can be advantageous to add MAS, DAS, SA, ammonia and/or ammonium hydroxide to those fermentation broths to facilitate the production of substantially pure MAS. For example, the operating pH of the fermentation broth may be oriented such that the broth is a MAS-containing broth or a SA-containing broth. MAS, DAS, SA, ammonia and/or ammonium hydroxide may be optionally added to those broths to facilitate production of the above-mentioned substantially pure MAS. For example, the operating pH of the fermentation broth may be oriented such that the broth is a MAS-containing broth or a SA-containing broth. MAS, DAS, SA, ammonia, and/or ammonium hydroxide may be optionally added to those broths to attain a broth pH preferably below 6 to facilitate production of the above-mentioned substantially pure MAS. Also, it is possible that MAS, DAS and/or SA from other sources may be added as desired. In one particular form, it is especially advantageous to recycle MAS, DAS and water from the liquid bottoms resulting from the distillation step and/or the liquid portion from the separator into the fermentation broth. In referring to the MAS-containing broth, such broth generally means that the fermentation broth comprises MAS and possibly any number of other components such as DAS and/or SA, whether added and/or produced by bioconversion or otherwise.

[0047] The solid portion can be converted into SA by removing ammonia. This can be carried out as follows. The solid portion (consisting essentially of MAS) obtained from any of the above-described conversion processes can be dissolved in water to produce an aqueous MAS solution. This solution can then be distilled at a temperature and pressure sufficient to

form an overhead that comprises water and ammonia, and a bottoms that comprises a major portion of SA, a minor portion of MAS and water. The bottoms can be cooled to cause it to separate into a liquid portion in contact with a solid portion that consists essentially of SA and is substantially free of MAS. The solid portion can be separated from the second liquid
5 portion and recovered as substantially pure SA as determined by HPLC.

[0048] Streams comprising SA, MAS and/or DAS as described above may be converted to selected downstream products such as nitrogen containing compounds including but not limited to DAB, SDN, DAM and the like as described below and illustrated in Fig. 2 and Fig. 3. In initiating those processes, typically the SA, MAS and/or DAS may be dissolved in
10 water to form an aqueous solution thereof which can be directly fed to the downstream reactor.

[0049] The SA, MAS or DAS may be converted to SDN directly or indirectly through the intermediate DAM by dehydration. Such dehydrations may be achieved thermally, enzymatically or in the presence of catalysts. Thus, appropriate temperatures, pressures and
15 catalysts are selected to achieve the appropriate level of dehydration, depending on whether the conversion to SDN occurs directly or indirectly.

[0050] For example, the conversion can employ an appropriate dehydrating catalyst such as acidic or basic catalysts, including phosphates as disclosed in US 4,237,067 and supported catalysts utilizing Ti, V, Hf or Zr on clays or alumina as disclosed in US 5,587,498. Such
20 catalysts are typically employed at temperatures of 220°C to 350°C at pressures of 170 – 600 psig, for example.

[0051] Alternatively, dehydration can be achieved thermally as disclosed in US 3,296,303, wherein acids plus an ammonia source are thermally dehydrated in the presence of glycol solvents at temperatures of 100°C to 130°C at pressures of 150 to 200 psig.

[0052] As a consequence, SA, MAS or DAS may be dehydrated directly to SDN or indirectly to SDN by the intermediate DAM. Then, once SDN is produced, it is possible to convert SDN directly to an amine such as DAB or to indirectly convert SDN to DAB through the intermediate SAN.

[0053] For example, direct conversion from SDN to DAB can be achieved in any number
30 of ways such as disclosed in US 6,376,714, wherein dinitriles in the presence of hydrogen and an ammonia source are converted utilizing catalysts such as Fe, Co, Ni, Rh or Pd

promoted with Ru, Cr or W at temperatures of 50°C to 150°C at 300 to 1500 psig. The result is high yields of the diamine, in this case DAB.

[0054] Similarly, US 4,003,933 converts nitriles to amines with hydrogen over a Co/ZrO₂ catalyst at 120°C to 130°C and at 1500 psig. Other catalysts may include Fe, Rh, Ir and Pt on
5 TiO₂ or ZrO₂.

[0055] The indirect conversion of SDN to SAN can be achieved by selecting appropriate hydrogenation conditions such as those disclosed in US 5,151,543, wherein nitriles are converted to amino nitriles, in this case SDN to SAN, utilizing RANEY catalysts such as Co or Ni promoted with Fe, Cr or Mo with hydrogen and an ammonia source at 50°C to 80°C at
10 pressures of 250 to 1000 psig.

[0056] Similarly, the amino nitrile or diamino compounds can be co-produced from dinitriles such as those disclosed in US 7,132,562. US '562 utilizes Fe, Co, Ru, Ni catalysts modified with Cr, V, Ti or Mn at temperatures of 50°C to 250°C and 3000 to 5000 psig to achieve high yields and selectivity to the diamine or amino nitrile. The catalysts may also be
15 modified with ordinary P or N with HCN, or CO and hydrogen and an ammonia source.

[0057] It is also possible to convert SA, MAS or DAS directly to diamines such as DAB directly or indirectly through DAM. For example, US 2,223,303 discloses the conversion of acids to amines with hydrogen and an ammonia source or alkyl amines with a Cd or Cu catalyst at temperatures of 200°C to 450°C at pressures of 10 to 300 ATM. Similarly, US
20 3,579,583 discloses the conversion of dicarboxylic acids to amines, particularly alkyl amines, utilizing hydrogen and an ammonia source at temperatures of 200°C to 300°C at pressures of 100 – 300 ATM in the presence of a Zn-Al₂O₃ or Zn-Cr catalyst.

[0058] Further, US 4,935,546 discloses the conversion of acids to amines with hydrogen and an ammonia source in the presence of a Co, Cu or Cr catalyst on a TiO₂ or Al₂O₃ support
25 at temperatures of 250°C to 350°C and at pressures of 20 to 150 bar.

[0059] Indirect conversion of SA to DAB may also be achieved by hydrogenation of SA to 1,4-butanediol (BDO), as shown in Fig. 3. Amination of BDO to DAB can be conducted by the use of a suitable catalyst and an ammonia source. For example, suitable catalysts and reaction conditions for amination of BDO include zirconium, copper and nickel catalysts
30 disclosed in US 6,057,442 and suitable conditions include 80 to 300°C and pressure of 0.1 to 40 MPa. Suitable catalysts and reaction conditions for this pathway are also disclosed in

WO97/35834 and include contacting BDO and ammonia in the presence of a catalyst, that may include platinum, rhenium, cobalt, molybdenum, nickel, tungsten or palladium.

[0060] Once the conversions to DAB and SAN have been completed, it is also possible to convert those compounds into polyamide-type compounds in any number of ways known in the art. Representative examples include the following conversions. Polyamides may be produced from amino nitriles such as SAN. One example of conversions of this type may be found in US 5,109,104 which converts an omega amino nitrile in the presence of an oxygenated phosphorus catalyst with water. This is generally achieved in a several-step conversion at temperatures of 200°C to 330°C and at pressures ranging from 250 to 350 psig.

[0061] An alternative methodology is disclosed in US 6,958,381, wherein a starting monomer such as SAN may be polymerized into a polyamide in the presence of a chain regulator containing a nitrile group and a functional group capable of forming a carboxamide group.

[0062] Polyamides may also be formed from the diamines such as DAB, wherein the DAB is polymerized with a dicarboxylic acid or ester to form the polyamide. The preferred dicarboxylic acids have a chain length of C₄ to C₁₂. The dicarboxylic acid or ester may be an aromatic dicarboxylic acid or ester or it may be an alkyl dicarboxylic acid.

[0063] The subject matter and contents of the above-mentioned US Patent Nos. 4,237,067; 5,587,498; 3,296,303; 6,376,714; 4,003,933; 5,151,543; 7,132,562; 2,223,303; 3,579,583; 4,935,546; 5,109,104; and 6,958,381 are incorporated herein by reference.

Examples

[0064] Our processes are illustrated by the following non-limiting representative examples. In a number of the examples, a synthetic, aqueous DAS solution was used in place of an actual clarified DAS-containing fermentation broth. Other examples use an actual clarified DAS-containing fermentation broth.

[0065] The use of a synthetic DAS solution is believed to be a good model for the behavior of an actual broth in our processes because of the solubility of the typical fermentation by-products found in actual broth. The major by-products produced during fermentation are ammonium acetate, ammonium lactate and ammonium formate. If these impurities are present during the distillation step, one would not expect them to lose ammonia and form free acids in significant quantities until all of the DAS had been converted to MAS. This is because acetic acid, lactic acid and formic acid are stronger acids than the second acid

group of SA ($pK_a = 5.48$). In other words, acetate, lactate, formate and even monohydrogen succinate are weaker bases than the dianion succinate. Furthermore, ammonium acetate, ammonium lactate and ammonium formate are significantly more soluble in water than MAS, and each is typically present in the broth at less than 10% of the DAS concentration. In addition, even if the acids (acetic, formic and lactic acids) were formed during the distillation step, they are miscible with water and will not crystallize from water. This means that the MAS reaches saturation and crystallizes from solution (i.e., forming the solid portion), leaving the acid impurities dissolved in the mother liquor (i.e., the liquid portion).

Example 1

10 [0066] This example demonstrates conversion of a portion of DAS into MAS via distillation and recovery of MAS solids from distillation bottoms liquid via cooling-induced crystallization.

[0067] A three neck 500 mL round bottom flask was fitted with a thermometer and Dean Stark trap topped with a reflux condenser. The vent from the reflux condenser went to a scrubbing bottle which contained 100g of a 1.4M acetic acid solution. The flask was charged with 400g of a 10% DAS aqueous solution ($pH\ 8.5$). The contents of the flask were stirred with a magnetic stirrer and heated with a heating mantle to distill off 320.6g of distillate (an aqueous ammonia solution) which was removed via the Dean Stark trap. Analysis of the distillate indicated that about 20% of the contained ammonia had been removed from the charged DAS during distillation (i.e., the salts in the bottoms liquid were about 40% MAS and about 60% DAS). Only traces of ammonia were found in the scrubbing bottle. The final temperature of the pot as the last drop distilled over was $110^{\circ}C$. The residue (bottoms liquid) in the pot (73.4g which was about 53% water) was placed in a flask and allowed to cool to room temperature overnight. Upon cooling to room temperature, white needles of MAS were formed. The white solids were separated via vacuum filtration, yielding 14g of wet crystals (solid portion) and 56g of mother liquor (liquid portion). A portion of the wet crystals (7g) was dried overnight in a vacuum oven, yielding 6g of dried solids which contained 0.4% water as determined by Karl-Fisher analysis. Analysis of the solids portion with HPLC revealed that the solids portion was free of non-MAS nitrogen-containing impurities (e.g., succinimide and succinamide).

15
20
25
30

Example 2

[0068] This example demonstrates mother liquor recycle.

[0069] A 1-L round bottom flask was charged with 800g of a synthetic 4.5% DAS solution, and then a distillation head was attached to the flask. The contents of the flask were
5 distilled at atmospheric pressure leaving 67g of residue (bottoms liquid) in the flask. The bottoms liquid contained approximately 45% water. Ammonia analyses of the distillates indicate that the first distillation cycle removed about 29% of the ammonia, making a 42/58 mol/mol mixture of DAS and MAS. The residue (bottoms liquid) was then removed from the flask and placed in a beaker equipped with a water bath. The beaker contents were cooled to
10 20°C with stirring. Once the residue reached 20°C, it was seeded with a few crystals of MAS and allowed to stir for 30 minutes. The temperature of the bath was then lowered to 15°C and held for 30 minutes. The temperature was then lowered to 10°C and held for 30 minutes. The temperature was then cooled to 5°C and held for 30 minutes and finally to 0°C where it was held for 30 minutes. The slurry (consisting of solid and liquid portions) was then quickly
15 filtered using a pre-cooled sintered glass filter funnel and vacuum flask. The solids were dried in a vacuum oven yielding 13.9g of dry MAS solids. The mother liquor (liquid portion, 47.2g) was then combined with 800g of synthetic 4.5% DAS solution and distilled, leaving 86.6g of residue (bottoms liquid). In the second distillation (i.e., mother liquor recycle run) about 28% of the ammonia from the total amount of DAS present was removed. The residue
20 (bottoms liquid) was then cooled (crystallized) in a similar manner. However, the solution became cloudy at 46°C, so it was seeded at 46°C and allowed to slowly cool to room temperature overnight while stirring. The next day the temperature was slowly ramped down by 5°C increments to 0°C. The slurry (solid and liquid portions) was filtered as before, and the solids dried, yielding 23.5g of MAS solids. This is equal to about a 75% recovery of the
25 SA equivalents in the 800g of fresh DAS solution distilled. The recovered solids from the first cycle were 95% MAS (about 5% water). In the second cycle, the solids were 97% MAS (about 3% water). The mother liquor from the second cycle contained 28.8% SA equivalents (i.e., as SA salts).

Example 3

[0070] This example demonstrates the absence of amide and imide species in the solid
30 portion of cooled distillation bottoms.

[0071] A 1-L round bottom flask was charged with 800g of a synthetic 4.5% DAS solution. The flask was fitted with a five tray 1" Oldershaw section which was capped with a distillation head. The distillate was collected in an ice cooled receiver. The contents of the flask were heated with a heating mantel and stirred with a magnetic stirrer. The contents of the flask were distilled giving 721.1g of an overhead distillate and 72.2g of a liquid residue in the flask (i.e. distillation bottoms). The aqueous ammonia distillate was titrated revealing a 0.34% ammonia content (i.e., about 55% conversion of DAS to MAS). The hot distillation bottoms (approximately 47% salt solution of DAS and MAS) were then placed in a 125 mL Erlenmeyer flask and allowed to cool slowly to room temperature while stirring over night.

10 The next morning the cloudy solution was cooled to 15°C and held for 60 minutes, then cooled to 10°C and held for 60 minutes and finally cooled to 5°C and held for 60 minutes while stirring. The resulting white slurry was filtered yielding 12.9g of wet crystals and 55.3g of mother liquor. The crystals were dissolved in 25.8g of distilled water. HPLC analysis of the crystal solution revealed no detectable amounts of amide or imide species.

15 However, HPLC analysis of the mother liquor revealed a trace of succinamic acid, but no detectable succinamide or succinimide.

Example 4

[0072] This example produces a solid portion of a cooled distillation bottoms that consists essentially of MAS and is substantially free of DAS.

20 [0073] A three neck 1-L round bottom flask was fitted with an addition funnel and a 1" five tray Oldershaw column which was capped with a distillation head. An ice cooled receiver was used to collect the distillate. The flask was charged with 800g of a synthetic 4.5% DAS solution. The contents of the flask were heated with a heating mantel and stirred with a magnetic stirrer. Distillation was started. While the distillation occurred an additional 1600g of the 4.5% DAS solution was slowly added to the flask at the same rate as distillate was taken. A total of 2135g of distillate was taken overhead. Titration of the distillate revealed the overhead was a 0.33% ammonia solution. The hot aqueous distillation bottoms (253.8g) was removed from the flask and placed in an Erlenmeyer flask. The distillation bottoms were allowed to slowly cool to room temperature while stirring overnight. The contents of the flask were seeded and allowed to stir for 30 minutes. The slurry was then cooled to 15°C and held for 60 minutes, then 10°C and held for 60 minutes and finally to 5°C and held for 60 minutes all while stirring. The slurry was filtered cold and the solids (i.e., the

30

solid portion) washed three times with about 20g portions of a cold (about 5°C) 20% sodium chloride solution to displace the mother liquor (i.e., the liquid portion). Air was sucked through the cake for several minutes to remove as much liquid as possible. The solids were then dried in a vacuum oven at 75°C for one hour yielding 7.2g of white crystals. Carbon and nitrogen analyses of the solids revealed a 4.06 atomic ratio of carbon to nitrogen (i.e., a 1.01 ratio of ammonia to SA or about 99% MAS). That a ratio of 1.00 was not obtained is believed to be attributable to incomplete washing of the solids.

Example 5

[0074] This example demonstrates the effect of solvents on ammonia evolution from aqueous DAS. Run 5 is the control experiment where no solvent is present.

[0075] The outer necks of a three neck 1-L round bottom flask were fitted with a thermometer and a stopper. The center neck was fitted with a five tray 1" Oldershaw section. The Oldershaw section was topped with a distillation head. An ice cooled 500 mL round bottom flask was used as the receiver for the distillation head. The 1-L round bottom flask was charged with distilled water, the solvent being tested, SA and concentrated ammonium hydroxide solution. The contents were stirred with a magnetic stirrer to dissolve all the solids. After the solids dissolved, the contents were heated with the heating mantle to distill 350g of distillate. The distillate was collected in the ice cooled 500 mL round bottom flask. The pot temperature was recorded as the last drop of distillate was collected. The pot contents were allowed to cool to room temperature and the weight of the residue and weight of the distillate were recorded. The ammonia content of the distillate was then determined via titration. The results were recorded in Table 1.

Table 1

Run #	1	2	3	4	5
Name of Acid charged	Succinic	Succinic	Succinic	Succinic	Succinic
Wt Acid Charged (g)	11.81	11.79	11.8	11.79	11.8
Moles Acid Charged	0.1	0.1	0.1	0.1	0.1
Wt 28% NH ₃ Solution Charged (g)	12.11	12.09	12.1	12.11	12.1
Moles NH ₃ Charged	0.2	0.2	0.2	0.2	0.2
Name of Solvent	Diglyme	PG*	GBL**	butoxy triglycol	none
Wt Solvent Charged (g)	400	400.1	400	400	0
Wt Water Charged (g)	400	400	400	400	800
Wt Distillate (g)	350.5	351.6	350.1	350.7	351

Wt Residue (g)	466.3	461.7	464.3	460.9	466
%Mass Accountability	99.1	98.7	98.9	98.5	99.2
Wt% NH ₃ in distillate (titration)	0.48	0.4	0.27	0.47	0.13
Moles NH ₃ in distillate	0.099	0.083	0.056	0.097	0.027
%NH ₃ removed in Distillate	49.5	42	28	49	13.4
%First NH ₃ removed in Distillate	99	84	56	98	27
%Second NH ₃ removed in Distillate	0	0	0	0	0
Final Pot Temp (°C)	101	120	110	107	100

*PG is propylene glycol

** GBL is gamma butyrolactone

Example 6

[0076] This example produced a solid portion from a cooled distillation bottoms that consists essentially of SA and is substantially free of MAS.

[0077] A 300 mL Parr autoclave was charged with 80g of synthetic MAS and 120g of water. The autoclave was sealed and the contents stirred and heated to about 200°C at an autogenic pressure of about 190 psig. Once the contents reached temperature, water was fed to the autoclave at a rate of about 2 g/min and vapor removed from the autoclave at a rate of about 2g/min with a back pressure regulator. Vapor exiting the autoclave was condensed and collected in a receiver. The autoclave was run under these conditions until a total of 1020g of water had been fed and a total of 1019g of distillate collected. The distillate was titrated for ammonia content (0.29% ammonia by weight). This translates into an about 29% conversion of MAS to SA. The contents of the autoclave (194.6g) were partially cooled and discharged from the reactor. The slurry was allowed to stand under stirring at room temperature overnight in an Erlenmeyer flask. The slurry was then filtered and the solids rinsed with 25g of water. The moist solids were dried in a vacuum oven at 75°C for 1 hr yielding 9.5g of SA product. Analysis via an ammonium ion electrode revealed 0.013 mmole ammonium ion/g of solid. HPLC analysis revealed the solids were SA with 0.8% succinamic acid impurity.

Example 7

[0078] This example used DAS-containing clarified fermentation broth derived from a fermentation broth containing *E. Coli* strain ATCC PTA-5132. This example produced a solid portion of a cooled distillation bottoms that consists essentially of MAS and is substantially free of DAS.

[0079] A three neck 1-L round bottom flask was fitted with an addition funnel and a 1" five tray Oldershaw column which was capped with a distillation head. An ice cooled receiver was used to collect the distillate. The flask was charged with 800g of clarified DAS-containing fermentation broth which contained 4.4% DAS, 1% ammonium acetate, 0.05% ammonium formate and 0.03% ammonium lactate. The contents of the flask were heated with a heating mantel and stirred with a magnetic stirrer. Distillation was started. While the distillation ran, an additional 2200g of the broth solution was slowly added to the flask at the same rate as distillate was removed. A total of 2703g of distillate was taken as overhead. Titration of the distillate revealed the overhead was a 0.28% ammonia solution. The hot aqueous distillation bottoms solution (269.7g) was removed from the flask and placed in an Erlenmeyer flask. The distillation bottoms were allowed to slowly cool to room temperature while stirring overnight. The next day, the contents of the flask were seeded and allowed to stir for 30 minutes. The slurry was then cooled to 15°C and held for 30 minutes, then to 10°C and held for 30 minutes and finally to 5°C and held for 30 minutes, all while stirring. The slurry was filtered cold and air was sucked through the cake for several minutes to remove as much liquid as possible. Light brown solids (72.5g) and dark brown mother liquor (188.4g with a pH of 6.4) were obtained. The solids were recrystallized to remove the mother liquor by dissolution in 72g of water at 50°C. The solution was then allowed to slowly cool to room temperature while stirring overnight. The next day the contents of the flask were seeded and stirred for 30 minutes. The slurry was then cooled to 15°C and held for 30 minutes, then to 10°C and held for 30 minutes, and finally to 5°C and held for 30 minutes, all while stirring. The slurry was filtered cold and air was sucked through the cake for several minutes to remove as much liquid as possible, yielding 110g of brown mother liquor (pH 5.0). The solids were then dried in a vacuum oven at 75°C for one hour yielding 24g of off-white crystals. Carbon and nitrogen analyses of the solids revealed a 4.04 molar ratio of carbon to nitrogen (i.e. a 1.01 ratio of ammonia to SA or about 99% MAS). HPLC analysis revealed that the MAS contained 0.07% succinamic acid but no detectable succinamide, succinimide or acetate species. In other words, the MAS was free of DAS and otherwise substantially pure.

Example 8

[0080] This example used fermentation derived MAS from a fermentation broth containing *E. Coli* strain ATCC PTA-5132. This example produced a solid portion from a cooled distillation bottoms that consists essentially of SA and is substantially free of MAS.

[0081] A 300 mL Parr autoclave was charged with 80g of broth derived MAS and 120g of water. The autoclave was sealed and the contents stirred and heated to about 202°C at an autogenic pressure of about 205 psig. Once the contents reached temperature, water was fed to the autoclave at a rate of about 2 g/min and vapor was removed from the autoclave at a rate of about 2g/min with a back pressure regulator. Vapor exiting the autoclave was condensed and collected in a receiver. The autoclave was run under these conditions until a total of 905g of water had been fed and a total of 908g of distillate collected. The distillate was titrated for ammonia content (0.38% ammonia by weight). This translates into an about 34% conversion of MAS to SA. The contents of the autoclave (178.2g) were partially cooled and discharged from the reactor. The slurry was allowed to stand under stirring at room temperature over night in an Erlenmeyer flask. The slurry was then filtered and the solids rinsed with 25g of water. The moist solids were dried in a vacuum oven at 75°C for 1 hr yielding 8.5g of SA product. Analysis via an ammonium ion electrode revealed 0.027 mmole ammonium ion/g of solid. HPLC analysis revealed the solids were SA with 1.4% succinamic acid and 0.1% succinamide impurities.

Example 9

[0082] This example used an ammonia releasing solvent to aid deammoniation. This example produced a solid portion from a cooled distillation bottoms that consists essentially of SA and is substantially free of MAS.

[0083] A 500 mL round bottom flask was charged with 29g of MAS solids, 51g of water and 80g of triglyme. The flask was fitted with a 5 tray 1" glass Oldershaw column section which was topped with a distillation head. An addition funnel containing 2500g of water was also connected to the flask. The flask was stirred with a magnetic stirrer and heated with a heating mantel. The distillate was collected in an ice cooled receiver. When the distillate started coming over the water in the addition funnel was added to the flask at the same rate as the distillate was being taken. A total of 2491g of distillate was taken. The distillate contained 2.3g of ammonia, as determined by titration. This means about 63% of the MAS was converted to SA. The residue in the flask was then placed in an Erlenmeyer flask and cooled to -5°C while stirring. After stirring for 30 minutes the slurry was filtered while cold yielding 15.3g of solids. The solids were dissolved in 15.3g of hot water and then cooled in an ice bath while stirring. The cold slurry was filtered and the solids dried in a vacuum oven

at 100°C for 2 hrs yielding 6.5g of succinic acid. HPLC analysis indicated that the solids were SA with 0.18% succinamic acid present.

Example 10

[0084] This example used an ammonia releasing solvent to aid deammoniation. This example produced a solid portion of a cooled distillation bottoms that consists essentially of MAS and is substantially free of DAS.

[0085] A 500 mL round bottom flask was charged with 80g of an aqueous 36% DAS solution and 80g of triglyme. The flask was fitted with a 5 tray 1" glass Oldershaw column section which was topped with a distillation head. An addition funnel containing 700g of water was also connected to the flask. The flask was stirred with a magnetic stirrer and heated with a heating mantel. The distillate was collected in an ice cooled receiver. When the distillate started coming over the water in the addition funnel was added to the flask at the same rate as the distillate was being taken. A total of 747g of distillate was taken. The distillate contained 3.7g of ammonia, as determined by titration. This means about 57% of the ammonia was removed. In other words, all of the DAS was converted into MAS and about 14% of the MAS was further converted into SA. The residue in the flask was then placed in an Erlenmeyer flask and cooled to 5°C while stirring. After stirring for 30 minutes the slurry was filtered while cold and the solids dried in a vacuum oven at 100°C for 2 hrs yielding 10.3g of MAS. Analysis indicated that the solids were MAS with 0.77% succinamic acid and 0.14% succinimide present.

Example 11

[0086] This example demonstrates the use of an azeotroping solvent, particularly separation of MAS from other by-products in the broth.

[0087] A three neck 500 mL round bottom flask was fitted with a thermometer, a 250 mL addition funnel and a Dean Stark trap topped with a reflux condenser. The flask was charged with 100g of toluene and 100g of an about 9% DAS broth solution (which also contained about 1% ammonium acetate and ammonium formate combined). The addition funnel was charged with 250g of the 9% diammonium succinate broth solution. The contents of the flask were stirred with a magnetic stirrer and heated with a heating mantel bringing the contents to boil. The contents of the addition funnel were added slowly to the flask allowing the toluene-water azeotrope to distill into the Dean-Stark trap with return of the toluene to the flask. After

all the contents of the addition funnel had been added (at a rate substantially equal to the distillate) the contents were allowed to further reflux until a total of 277.5g of aqueous phase had been collected from the Dean Stark trap. The contents of the flask were removed while hot and the two phases separated in a warm separatory funnel. The aqueous phase was
5 cooled in an ice bath while being stirred. The resulting solids were recovered via filtration using a sintered glass funnel. The mother liquor was dark brown and the filtered solids were off-white. The solids were dried in a vacuum oven and analyzed via HPLC. The dried solids (5.7g) were about 96% monoammonium succinate and about 1% ammonium acetate with the rest being water.

10 Example 12

[0088] A pressure distillation column was constructed using an 8 ft long 1.5" 316 SS Schedule 40 pipe packed with 316 SS Propak packing. The base of the column was equipped with an immersion heater to serve as the reboiler. Nitrogen was injected into the reboiler via a needle valve to pressure. The overhead of the column had a total take-off line which went
15 to a 316 SS shell and tube condenser with a receiver. The receiver was equipped with a pressure gauge and a back pressure regulator. Material was removed from the overhead receiver via blowcasing through a needle valve. Preheated feed was injected into the column at the top of the packing via a pump. Preheated water was also injected into the reboiler via a pump. This column was operated at 30 psig pressure which gave a column temperature of
20 137°C. The top of the column was fed a synthetic 10% DAS solution at a rate of 5 mL/min and water was fed to the reboiler at a rate of 5 mL/min. The overhead distillate rate was 8 mL/min and the residue rate was 2 mL/min. Titration of the distillate for ammonia indicated that the about 47% of the ammonia had been removed in the distillate (i.e. the conversion to MAS was about 94%). The residue liquid was about 20% MAS and HPLC analysis of the
25 residue indicated an about 3% inefficiency to succinamic acid.

Example 13

[0089] A portion of the residue (800g) from Example 12 was concentrated via a batch distillation to about 59% MAS solution (i.e. 530g of water was distilled off). The residue was then cooled to 5°C while stirring. The resulting slurry was filtered and the solids dried in
30 a vacuum oven at 75°C for 1 hour yielding 52.5g of MAS solids (i.e. about 32% recovery).

HPLC analysis indicated that the solids contained 0.49% succinamic acid and no succinimide.

Example 14

[0090] A second portion of the pressure column residue (3200g) from Example 12 was placed in the evaporative crystallizer and concentrated to about 72% MAS by distilling off 2312g of water at 60°C under vacuum. The resulting hot slurry was centrifuged and the recovered solids dried in the vacuum oven at 75°C for one hour yielding 130.7g of MAS solids. The mother liquor from the centrifuging step was allowed to cool to room temperature forming a second crop of crystals. This slurry was filtered and the recovered solids were dried at 75°C under vacuum yielding 114.8g of MAS solids. Based on the succinate concentration of the feed to the crystallizer, a 20% and 18% recovery was realized for the first and second crops, respectively (i.e. a 38% overall recovery). HPLC analysis of the two crops of solids indicated that the first crop had no detectable succinamic acid and succinimide while the second crop had 0.96% succinamic acid and 0.28% succinimide.

15 Comparative Example 1

[0091] This example demonstrates that an atmospheric distillation of an aqueous MAS solution removes very little ammonia when triglyme is not present.

[0092] A 500 mL round bottom flask was charged with 30g of MAS solids and 120g of water. The flask was fitted with a 5 tray 1" glass Oldershaw column section which was topped with a distillation head. An addition funnel containing 600g of water was also connected to the flask. The flask was stirred with a magnetic stirrer and heated with a heating mantel. The distillate was collected in an ice cooled receiver. When the distillate started coming over the water in the addition funnel was added to the flask at the same rate as the distillate was being taken. A total of 606g of distillate was taken. The distillate contained 0.15g of ammonia, as determined by titration. This means ~4% of the MAS was converted to SA.

Comparative Example 2

[0093] This example demonstrates the decrease in ammonia removal for DAS when triglyme is not present.

[0094] A 500 mL round bottom flask was charged with 80g of an aqueous 36% DAS solution and 80g of water. The flask was fitted with a 5 tray 1" glass Oldershaw column

section which was topped with a distillation head. An addition funnel containing 1200g of water was also connected to the flask. The flask was stirred with a magnetic stirrer and heated with a heating mantel. The distillate was collected in an ice cooled receiver. When the distillate started coming over the water in the addition funnel was added to the flask at the same rate as the distillate was being taken. A total of 1290g of distillate was taken. The distillate contained 2.2g of ammonia, as determined by titration. This means about 44% of the DAS was converted to MAS.

[0095] Although our processes have been described in connection with specific steps and forms thereof, it will be appreciated that a wide variety of equivalents may be substituted for the specified elements and steps described herein without departing from the spirit and scope of this disclosure as described in the appended claims.

Claims

1. A process for making nitrogen containing compounds, comprising:
 - (a) providing a clarified DAS-containing fermentation broth;
 - (b) distilling the broth to form an overhead that comprises water and ammonia, and a liquid bottoms that comprises MAS, at least some DAS, and at least about 20 wt% water;
 - (c) cooling and/or evaporating the bottoms, and optionally adding an antisolvent to the bottoms, to attain a temperature and composition sufficient to cause the bottoms to separate into a DAS-containing liquid portion and a MAS-containing solid portion that is substantially free of DAS;
 - (d) separating at least part of the solid portion from the liquid portion;
 - (e) contacting the solid portion with at least one hydrogenation catalyst to produce BDO;
 - (f) aminating the BDO to produce DAB; and
 - (g) recovering the DAB.
2. A process for making nitrogen containing compounds, comprising:
 - (a) providing a clarified DAS-containing fermentation broth;
 - (b) distilling the broth to form a first overhead that includes water and ammonia, and a first liquid bottoms that includes MAS, at least some DAS, and at least about 20 wt% water;
 - (c) cooling and/or evaporating the bottoms, and optionally adding an antisolvent to the bottoms, to attain a temperature and composition sufficient to cause the bottoms to separate into a DAS-containing liquid portion and a MAS-containing solid portion that is substantially free of DAS;
 - (d) separating the solid portion from the liquid portion;
 - (e) recovering the solid portion;
 - (f) dissolving the solid portion in water to produce an aqueous MAS solution;
 - (g) distilling the aqueous MAS solution at a temperature and pressure sufficient to form a second overhead that includes water and ammonia, and a second bottoms that includes a major portion of SA, a minor portion of MAS, and water;
 - (h) cooling and/or evaporating the second bottoms to cause the second bottoms to separate into a second liquid portion in contact with a second solid portion that preferably consists essentially of SA and is substantially free of MAS;

(i) separating at least part of the second solid portion from the second liquid portion;

(j) contacting the second solid portion with at least one hydrogenation catalyst to produce BDO;

(k) aminating BDO to produce DAB; and

(l) recovering the DAB.

3. A process for making nitrogen containing compounds, comprising:

(a) providing a clarified MAS-containing fermentation broth;

(b) optionally, adding MAS, DAS, SA, NH_3 , and/or NH_4^+ to the broth to preferably maintain the pH of the broth below 6;

(c) distilling the broth to form an overhead that includes water and optionally ammonia, and a liquid bottoms that includes MAS, at least some DAS, and at least about 20 wt% water;

(d) cooling and/or evaporating the bottoms, and optionally adding an antisolvent to the bottoms, to attain a temperature and composition sufficient to cause the bottoms to separate into a DAS-containing liquid portion and a MAS-containing solid portion that is substantially free of DAS;

(e) separating at least part of the solid portion from the liquid portion;

(f) contacting the solid portion with hydrogen and optionally an ammonia source in the presence of at least one hydrogenation catalyst to produce BDO;

(g) aminating the BDO to produce DAB; and

(h) recovering the DAB.

4. A process for making nitrogen containing compounds, comprising:

(a) providing a clarified MAS-containing fermentation broth;

(b) optionally, adding MAS, DAS, SA, NH_3 , and/or NH_4^+ to the broth to preferably maintain the pH of the broth below 6;

(c) distilling the broth to form an overhead that includes water and optionally ammonia, and a liquid bottoms that includes MAS, at least some DAS, and at least about 20 wt% water;

(d) cooling and/or evaporating the bottoms, and optionally adding an antisolvent to the bottoms, to attain a temperature and composition sufficient to cause the bottoms to separate into a DAS-containing liquid portion and a MAS-containing solid portion that is substantially free of DAS;

(e) separating the solid portion from the liquid portion; and

- (f) recovering the solid portion;
- (g) dissolving the solid portion in water to produce an aqueous MAS solution;
- (h) distilling the aqueous MAS solution at a temperature and pressure sufficient to form a second overhead that includes water and ammonia, and a second bottoms that includes a major portion of SA, a minor portion of MAS, and water;
- (i) cooling and/or evaporating the second bottoms to cause the second bottoms to separate into a second liquid portion in contact with a second solid portion that preferably consists essentially of SA and is substantially free of MAS;
- (j) separating at least part of the second solid portion from the second liquid portion;
- (k) contacting the solid portion with hydrogen and an ammonia source in the presence of at least one hydrogenation catalyst to produce BDO;
- (l) aminating BDO to produce DAB; and
- (m) recovering the DAB,.

5. The processes of any of claims 1-4, further comprising polymerizing the DAB with a dicarboxylic acid or ester to form a polyamide.

6. The processes of any of claims 1-4, wherein the distillations are carried out in the presence of an ammonia separating solvent which is at least one selected from the group consisting of diglyme, triglyme, tetraglyme, sulfoxides, amides, sulfones, polyethyleneglycol (PEG), butoxytriglycol, N-methylpyrrolidone (NMP), ethers, and methyl ethyl ketone (MEK) or in the presence of a water azeotroping solvent which is at least one selected from the group consisting of toluene, xylene, methylcyclohexane, methyl isobutyl ketone, hexane, cyclohexane and heptane.

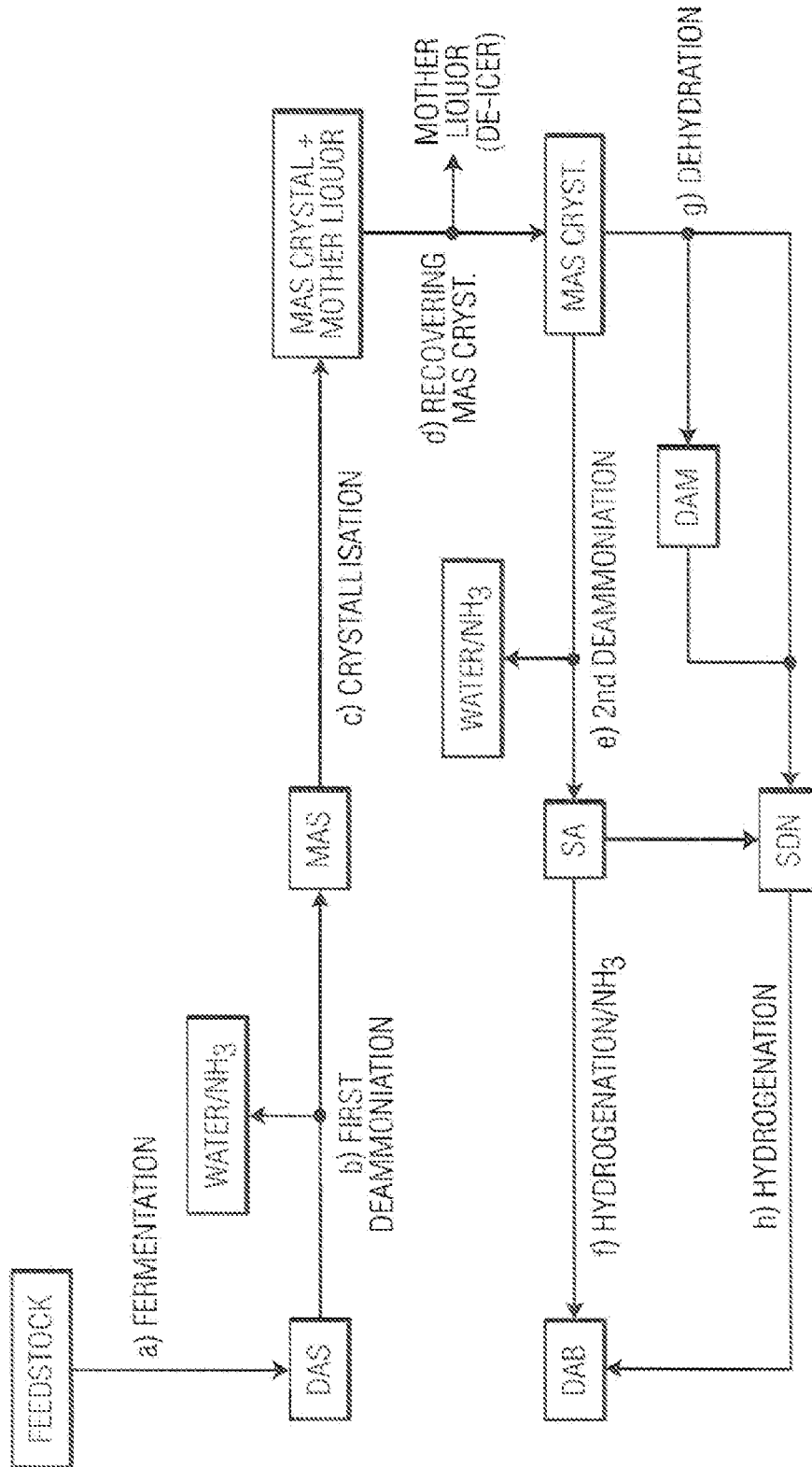


FIG. 1

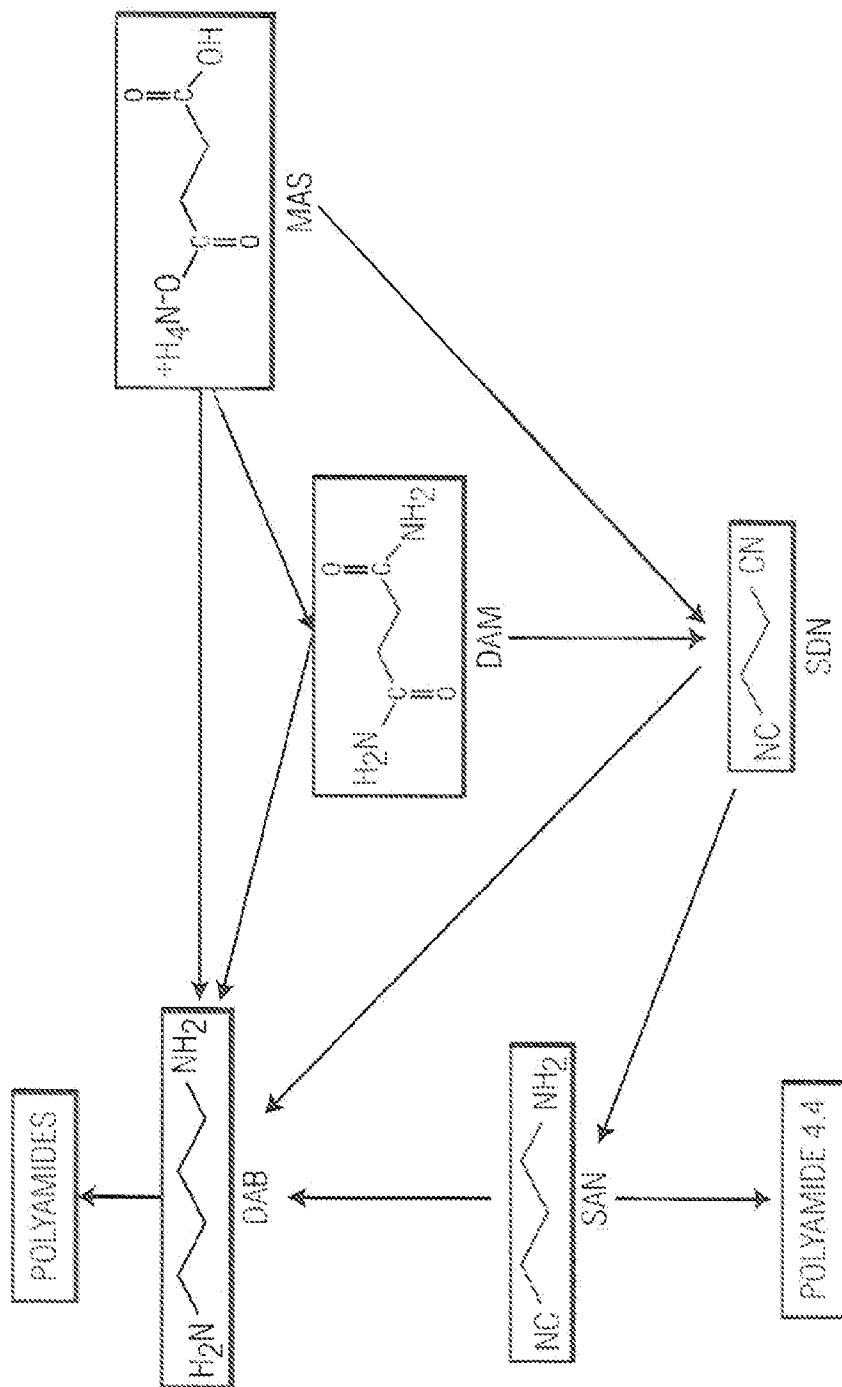


FIG. 2

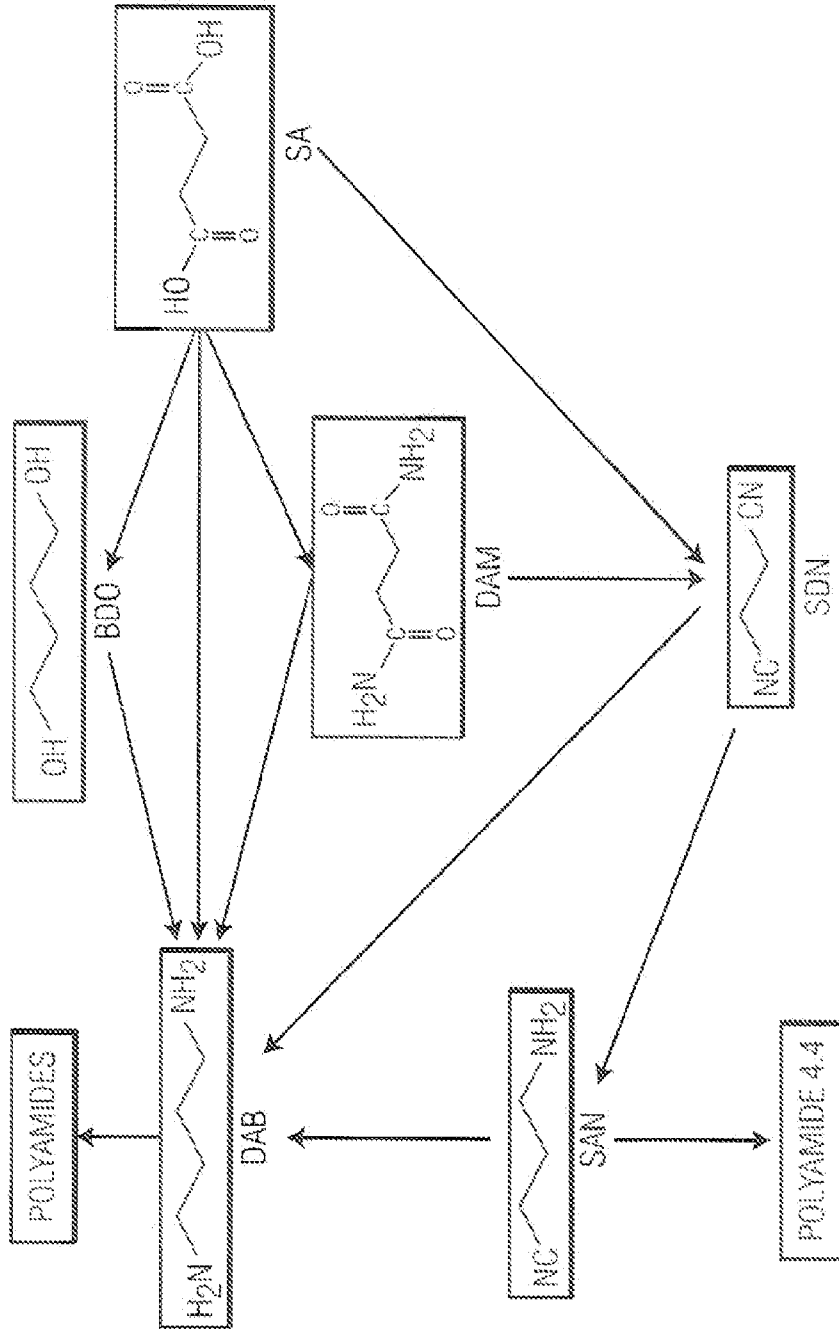


FIG. 3

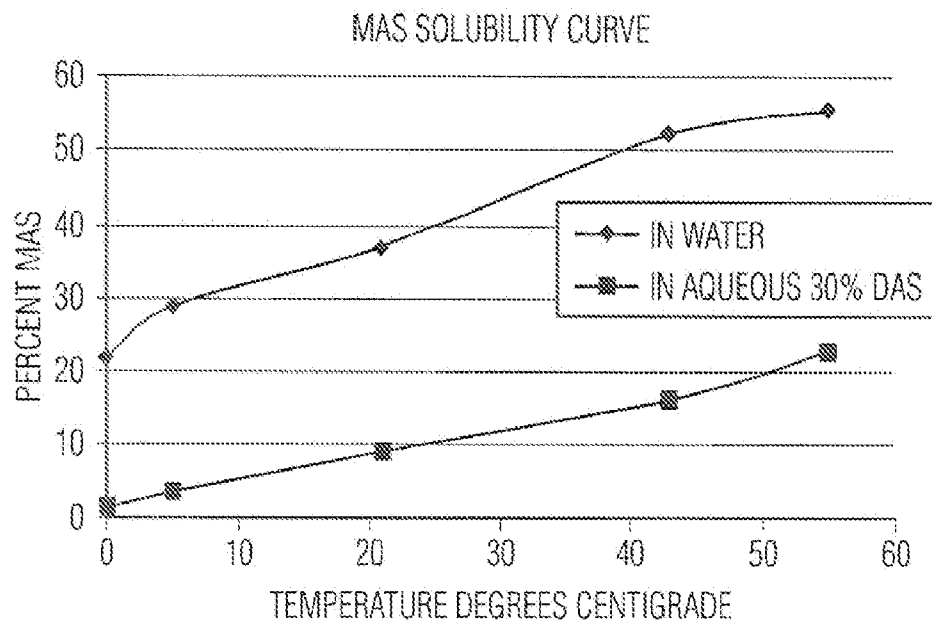


FIG. 4

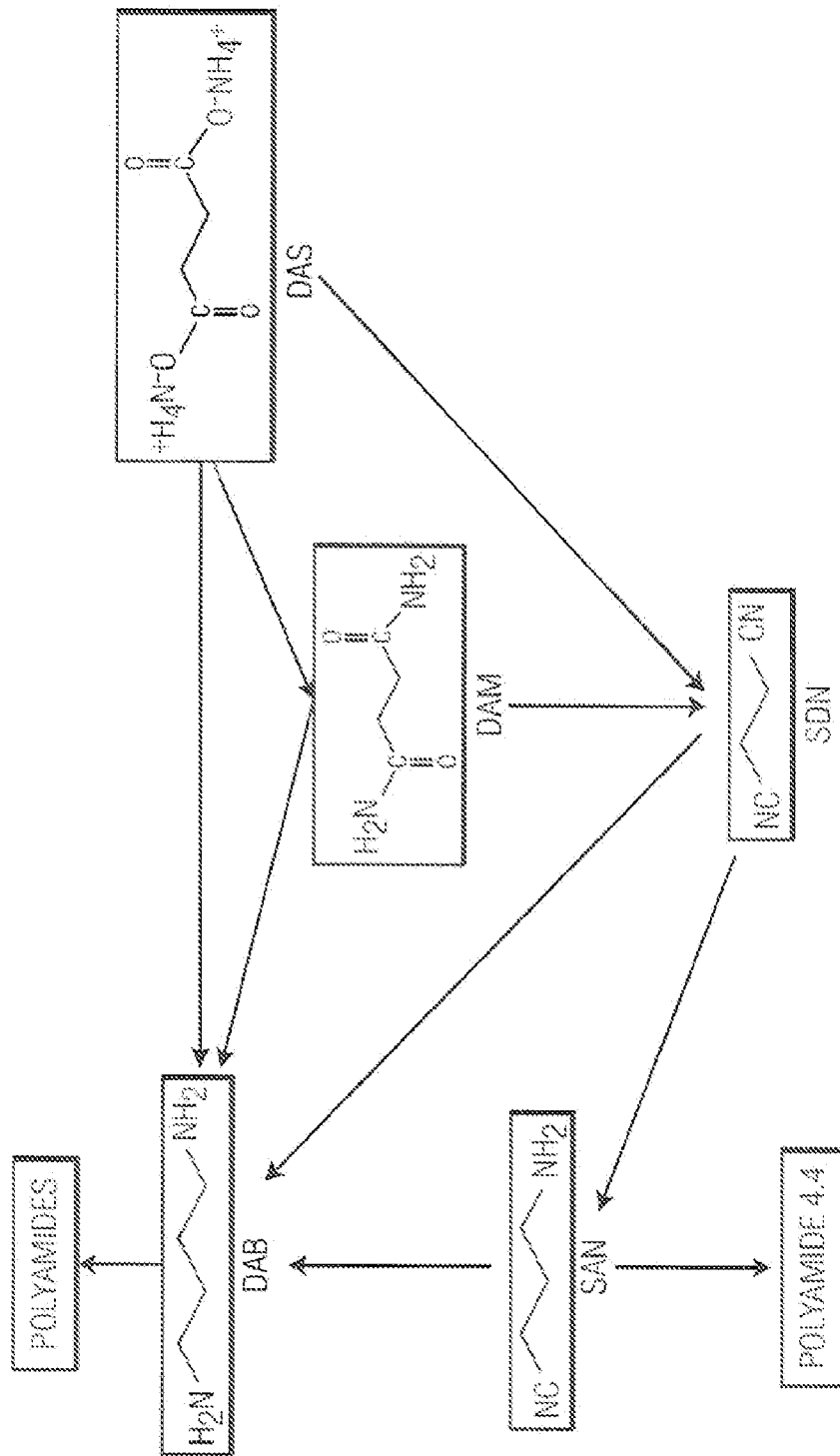


FIG. 5

INTERNATIONAL SEARCH REPORT

International application No
PCT/US2011/049682

A. CLASSIFICATION OF SUBJECT MATTER
 INV. C07C51/02 C07C55/10 C07C51/41 C07C51/43 C07C51/44
 C07C29/149 C07C31/20 C07C209/16 C07C211/09
 ADD.
 According to International Patent Classification (IPC) or to both national classification and IPC

B. FIELDS SEARCHED
 Minimum documentation searched (classification system followed by classification symbols)
 C07C

Documentation searched other than minimum documentation to the extent that such documents are included in the fields searched

Electronic data base consulted during the international search (name of data base and, where practical, search terms used)
 EPO-Internal, CHEM ABS Data, WPI Data

C. DOCUMENTS CONSIDERED TO BE RELEVANT

Category*	Citation of document, with indication, where appropriate, of the relevant passages	Relevant to claim No.
Y	JP 2007 254354 A (NAT INST OF ADV IND & TECHNOL; SHOWA HIGHPOLYMER) 4 October 2007 (2007-10-04) cited in the application paragraphs [0021] - [0029], [0044]; example 1	1-6
Y	US 6 057 442 A (WULFF-DOERING JOACHIM [DE] ET AL) 2 May 2000 (2000-05-02) cited in the application the whole document	1-6

Further documents are listed in the continuation of Box C.

See patent family annex.

* Special categories of cited documents :

- "A" document defining the general state of the art which is not considered to be of particular relevance
- "E" earlier document but published on or after the international filing date
- "L" document which may throw doubts on priority claim(s) or which is cited to establish the publication date of another citation or other special reason (as specified)
- "O" document referring to an oral disclosure, use, exhibition or other means
- "P" document published prior to the international filing date but later than the priority date claimed

- "T" later document published after the international filing date or priority date and not in conflict with the application but cited to understand the principle or theory underlying the invention
- "X" document of particular relevance; the claimed invention cannot be considered novel or cannot be considered to involve an inventive step when the document is taken alone
- "Y" document of particular relevance; the claimed invention cannot be considered to involve an inventive step when the document is combined with one or more other such documents, such combination being obvious to a person skilled in the art.
- "&" document member of the same patent family

Date of the actual completion of the international search 10 February 2012	Date of mailing of the international search report 24/02/2012
-----------------------------------------------------------------------------------	----------------------------------------------------------------------

Name and mailing address of the ISA/ European Patent Office, P.B. 5818 Patentlaan 2 NL - 2280 HV Rijswijk Tel. (+31-70) 340-2040, Fax: (+31-70) 340-3016	Authorized officer Lacombe, Céline
----------------------------------------------------------------------------------------------------------------------------------------------------------------------	-------------------------------------------

INTERNATIONAL SEARCH REPORT

Information on patent family members

International application No

PCT/US2011/049682

Patent document cited in search report	Publication date	Patent family member(s)	Publication date
JP 2007254354	A	04-10-2007	NONE

US 6057442	A	02-05-2000	CN 1215719 A 05-05-1999
			DE 19742911 A1 01-04-1999
			EP 0905122 A2 31-03-1999
			JP 11180967 A 06-07-1999
			US 6057442 A 02-05-2000
