



US00D895447S

(12) **United States Design Patent**
Lund Henriksen et al.

(10) **Patent No.:** **US D895,447 S**

(45) **Date of Patent:** **** Sep. 8, 2020**

(54) **CONTROL UNIT FOR A VALVE**

137/86549; Y10T 137/86654; Y10T
137/86702; Y10T 137/86646; G01B

(71) Applicant: **ALFA LAVAL CORPORATE AB,**
Lund (SE)

(Continued)

(72) Inventors: **Axel Lund Henriksen,** Odense C
(DK); **Johnny Ebsen,** Kolding (DK)

(56) **References Cited**

U.S. PATENT DOCUMENTS

(73) Assignee: **ALFA LAVAL CORPORATE AB,**
Lund (SE)

D503,630 S * 4/2005 Bertolotti D10/50
D603,277 S * 11/2009 Clausen D10/50

(Continued)

(**) Term: **15 Years**

FOREIGN PATENT DOCUMENTS

(21) Appl. No.: **29/669,337**

EM 001958521-0001 12/2011
EM 001958547-0001 12/2011
EM 001958547-0002 12/2011

(22) Filed: **Nov. 7, 2018**

(30) **Foreign Application Priority Data**

OTHER PUBLICATIONS

May 8, 2018 (EM) 005261989-0003

U.S. Appl. No. 29/669,357, filed Nov. 7, 2018, Axel Lund Henriksen.
(Continued)

(51) **LOC (12) Cl.** **10-04**

(52) **U.S. Cl.**
USPC **D10/49**

(58) **Field of Classification Search**

Primary Examiner — Antoine Duval Davis
(74) *Attorney, Agent, or Firm* — Buchanan Ingersoll &
Rooney PC

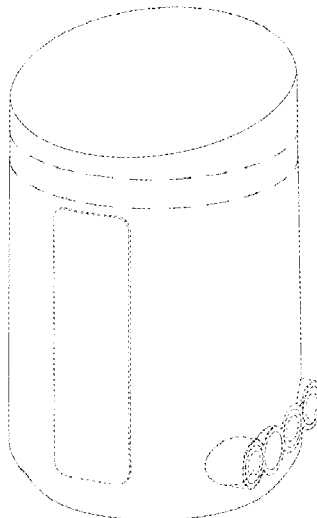
USPC D10/49, 50
CPC F16K 25/00; F16K 25/005; F16K 25/02;
F16K 25/04; F16K 27/00; F16K 27/003;
F16K 27/006; F16K 27/02; F16K
27/0209; F16K 27/0218; F16K 27/0227;
F16K 27/0236; F16K 27/0245; F16K
27/0254; F16K 27/0263; F16K 27/0272;
F16K 27/0281; F16K 27/029; F16K
27/04; F16K 27/041; F16K 27/042; F16K
27/044; F16K 27/045; F16K 27/047;
F16K 27/048; F16K 27/062; F16K
27/065; F16K 27/067; F16K 27/07; F16K
27/08; F16K 27/10; F16K 27/102; F16K
27/105; F16K 27/107; F16K 27/12; F16K
31/04; F16K 11/07; F16K 11/078; F23N
1/005; F23N 5/10; F23N 2900/01002;
F23N 2035/16; F16J 15/3404; Y10T
137/87917; Y10T 137/1407; Y10T

(57) **CLAIM**
The ornamental design for a control unit for a valve, as
shown and described.

DESCRIPTION

FIG. 1 is a front, right perspective view of a control unit for
a valve showing our new design.
FIG. 2 is a front, left perspective view thereof.
FIG. 3 is a front elevational view thereof.
FIG. 4 is a rear elevational view thereof.
FIG. 5 is a left side elevational view thereof.
FIG. 6 is a right side elevational view thereof; and,
FIG. 7 is a top plan view thereof.
The broken line showing in the drawings is for environmen-
tal purposes only and forms no part of the claimed design.

1 Claim, 7 Drawing Sheets



(58) **Field of Classification Search**

CPC .. 21/047; G01B 21/042; G01B 21/145; G01B
5/012; G01B 5/016; G01B 5/008; G01B
11/03; G01B 11/005; G01B 5/004; G05B
19/00; G05B 19/407; G05B 2219/36452;
G05B 2219/36479; G05B 2219/37193;
G05B 2219/3744

See application file for complete search history.

(56) **References Cited**

U.S. PATENT DOCUMENTS

D627,037	S *	11/2010	Glasser	D10/49
D630,533	S *	1/2011	Clausen	D10/49
9,103,460	B2 *	8/2015	Moedinger	F15B 15/202
D738,230	S *	9/2015	Hamann	D10/50
D738,231	S *	9/2015	Hamann	D10/50
D777,586	S *	1/2017	Mangold	D10/49
9,746,365	B2 *	8/2017	Christie	G01F 15/14
D843,858	S *	3/2019	Farenski	D10/50

OTHER PUBLICATIONS

U.S. Appl. No. 29/669,360, filed Nov. 7, 2018, Axel Lund Henriksen.
U.S. Appl. No. 29/669,364, filed Nov. 7, 2018, Axel Lund Henriksen.
U.S. Appl. No. 29/669,324, filed Nov. 7, 2018, Axel Lund Henriksen.
U.S. Appl. No. 29/669,329, filed Nov. 7, 2018, Axel Lund Henriksen.
U.S. Appl. No. 29/669,335, filed Nov. 7, 2018, Axel Lund Henriksen.
U.S. Appl. No. 29/669,341, filed Nov. 7, 2018, Axel Lund Henriksen.
U.S. Appl. No. 29/669,343, filed Nov. 7, 2018, Axel Lund Henriksen.
U.S. Appl. No. 29/670,969, filed Nov. 21, 2018, Axel Lund Henriksen.

* cited by examiner

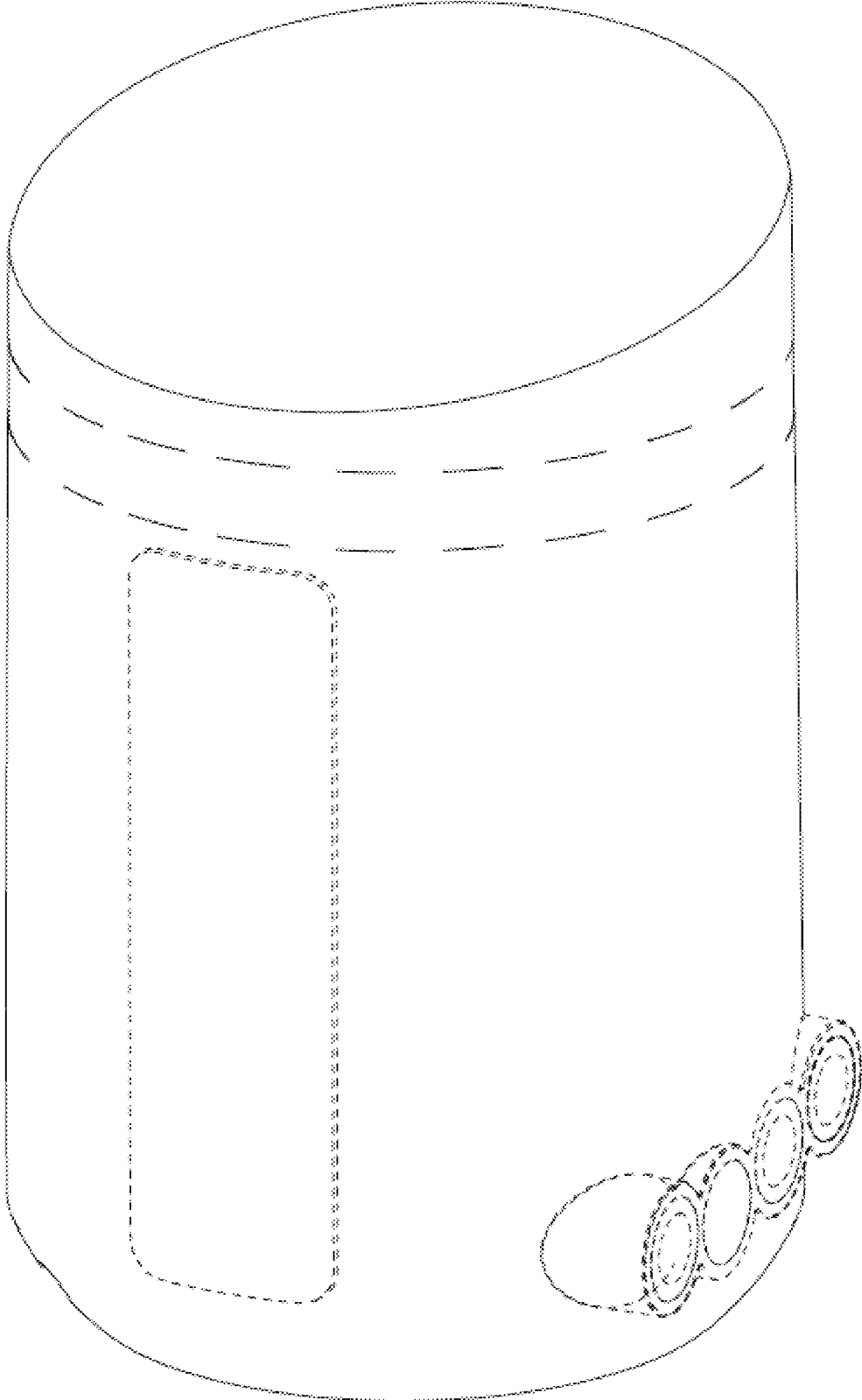


FIG. 1

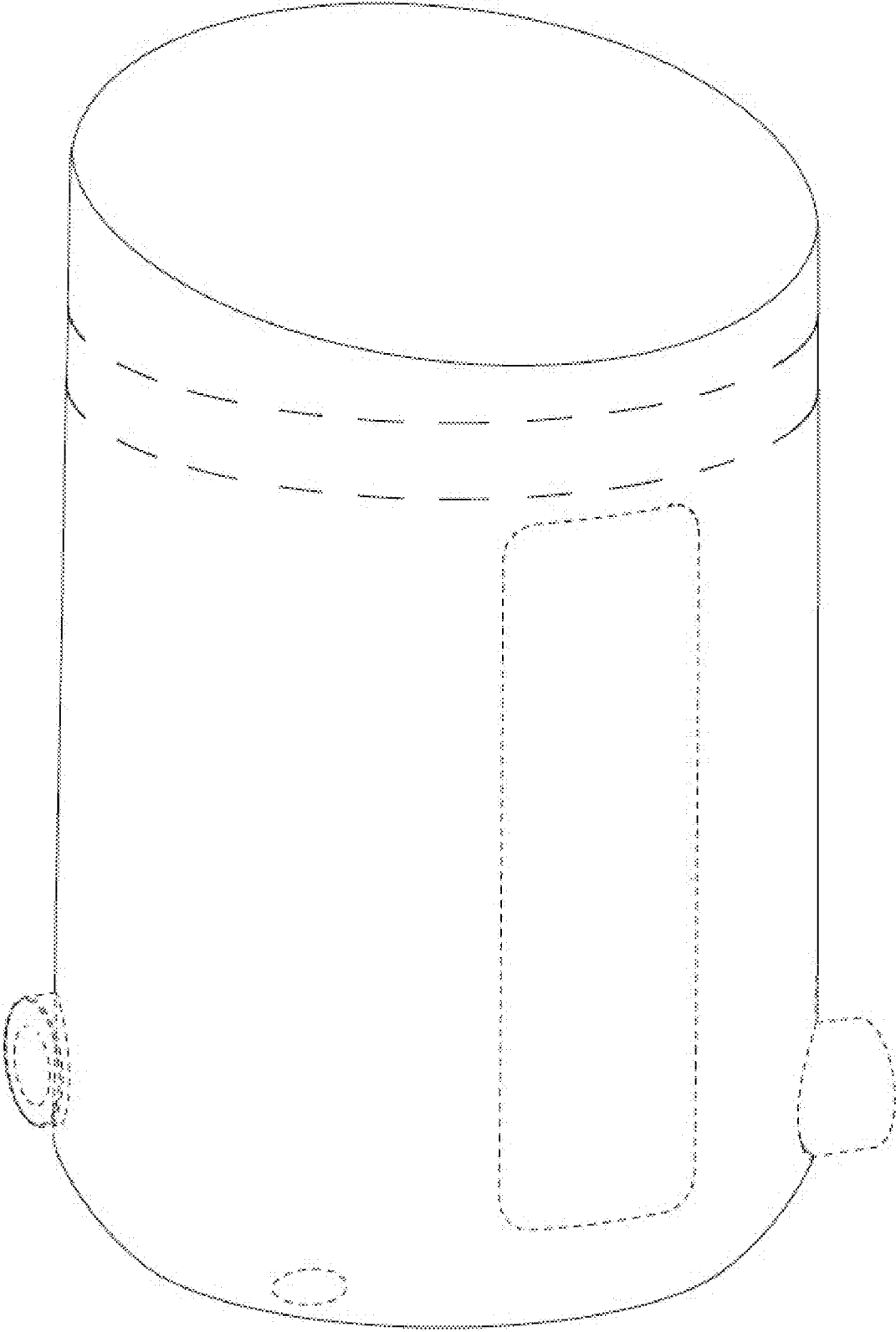


FIG. 2




FIG. 3




FIG. 4




FIG. 5




FIG. 6

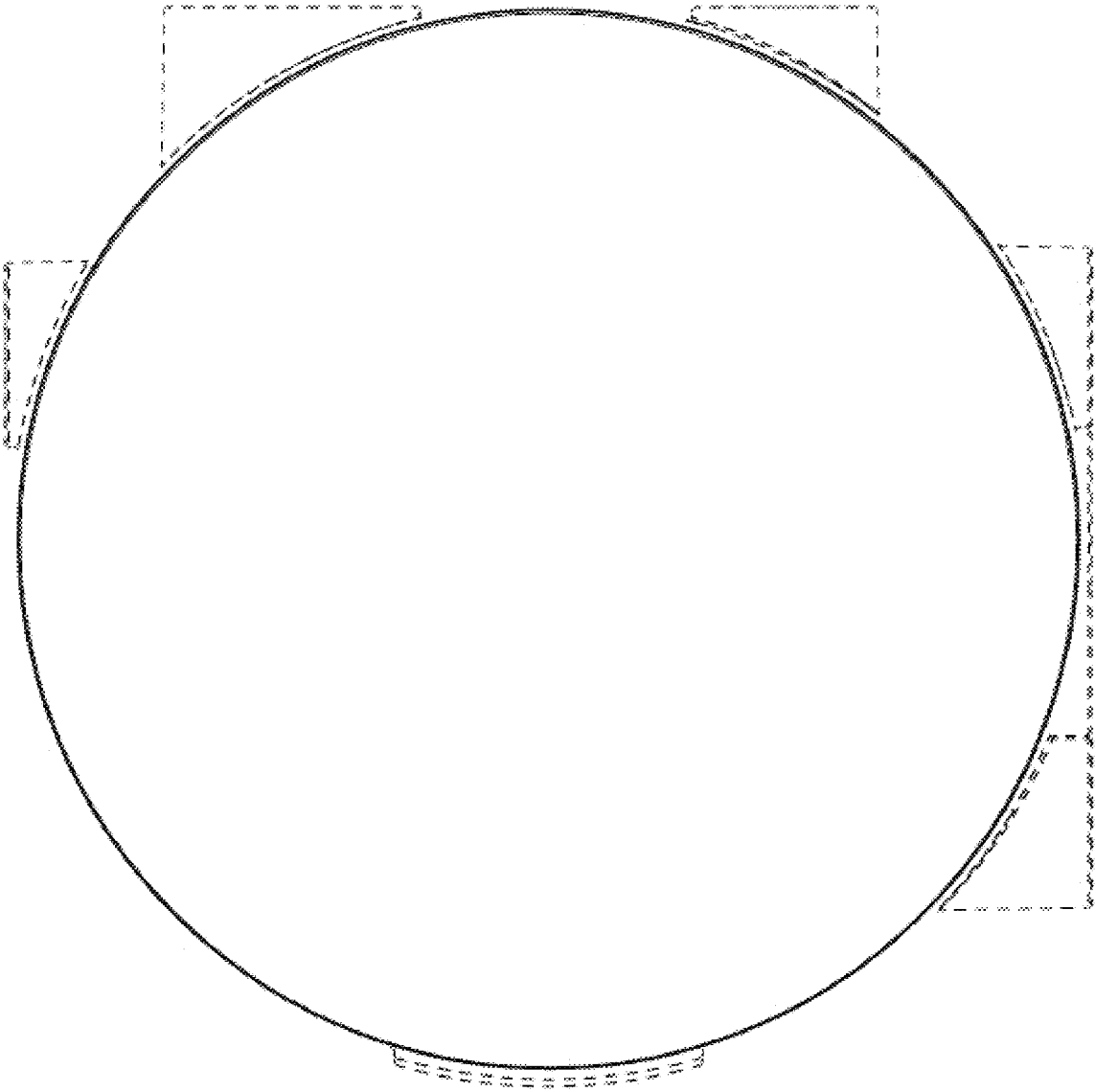


FIG. 7