



US00D596146S

(12) **United States Design Patent**
Vasichek et al.

(10) **Patent No.:** **US D596,146 S**

(45) **Date of Patent:** **** Jul. 14, 2009**

(54) **DISPLAY PANEL FOR POWER MACHINE**

(75) Inventors: **Shawn R. Vasichek**, Fargo, ND (US);
Scott R. Rossow, Kindred, MN (US);
Spencer L. Mindeman, West Fargo, ND (US)

(73) Assignee: **Clark Equipment Company**, West Fargo, ND (US)

(**) Term: **14 Years**

(21) Appl. No.: **29/299,635**

(22) Filed: **Dec. 31, 2007**

(51) **LOC (9) Cl.** **13-03**

(52) **U.S. Cl.** **D13/177; D13/164**

(58) **Field of Classification Search** D13/152,
D13/158-168, 177, 184, 199; D14/137-139,
D14/151, 167, 168, 172, 174, 191-193, 214,
D14/217, 218, 240; 361/600, 622, 678, 681;
345/173; 338/153; 174/66; 200/5 A

See application file for complete search history.

(56) **References Cited**

U.S. PATENT DOCUMENTS

D413,295 S *	8/1999	Sauter	D12/192
D422,545 S *	4/2000	Palalau et al.	D12/192
D432,999 S *	10/2000	Wong et al.	D13/177
D436,604 S *	1/2001	Rossow et al.	D15/28
6,312,773 B1 *	11/2001	Zeiss et al.	428/13
D452,693 S *	1/2002	Mitchell	D14/492
D492,630 S *	7/2004	Kraus et al.	D12/192

D504,629 S *	5/2005	Tyner et al.	D10/74
D549,664 S *	8/2007	McDougal et al.	D13/162
7,495,171 B2 *	2/2009	Gorin et al.	174/66
2006/0209641 A1 *	9/2006	Navid	369/30.06

* cited by examiner

Primary Examiner—Daniel D Bui

Assistant Examiner—Thomas J Johannes

(74) *Attorney, Agent, or Firm*—John D. Veldhuis-Kroeze; Westman, Champlin & Kelly, P.A.

(57) **CLAIM**

The ornamental design for a display panel for power machine, as shown and described.

DESCRIPTION

Reference is hereby made to the following co-pending and commonly assigned design application: U.S. design application Ser. No. 29,299,634, filed Dec. 31, 2007 entitled “Display Panel for Power Machine”, which is hereby incorporated by reference in its entirety.

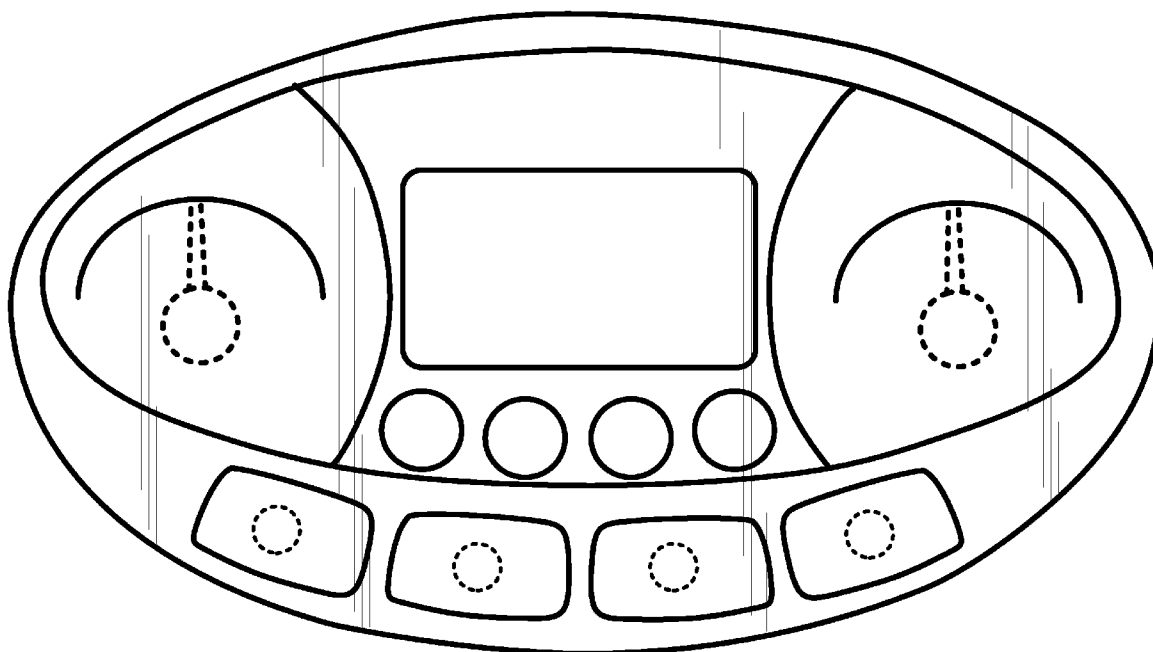
FIG. 1 is a front view of a first embodiment of a display panel for power machine, showing our new design.

FIG. 2 is a front view of a second embodiment of a display panel for power machine, showing our new design; and,

FIG. 3 is a front view of a third embodiment of a display panel for power machine, showing our new design.

Broken lines shown in the figures are provided for illustrative purposes only and form no part of the claimed design.

1 Claim, 3 Drawing Sheets



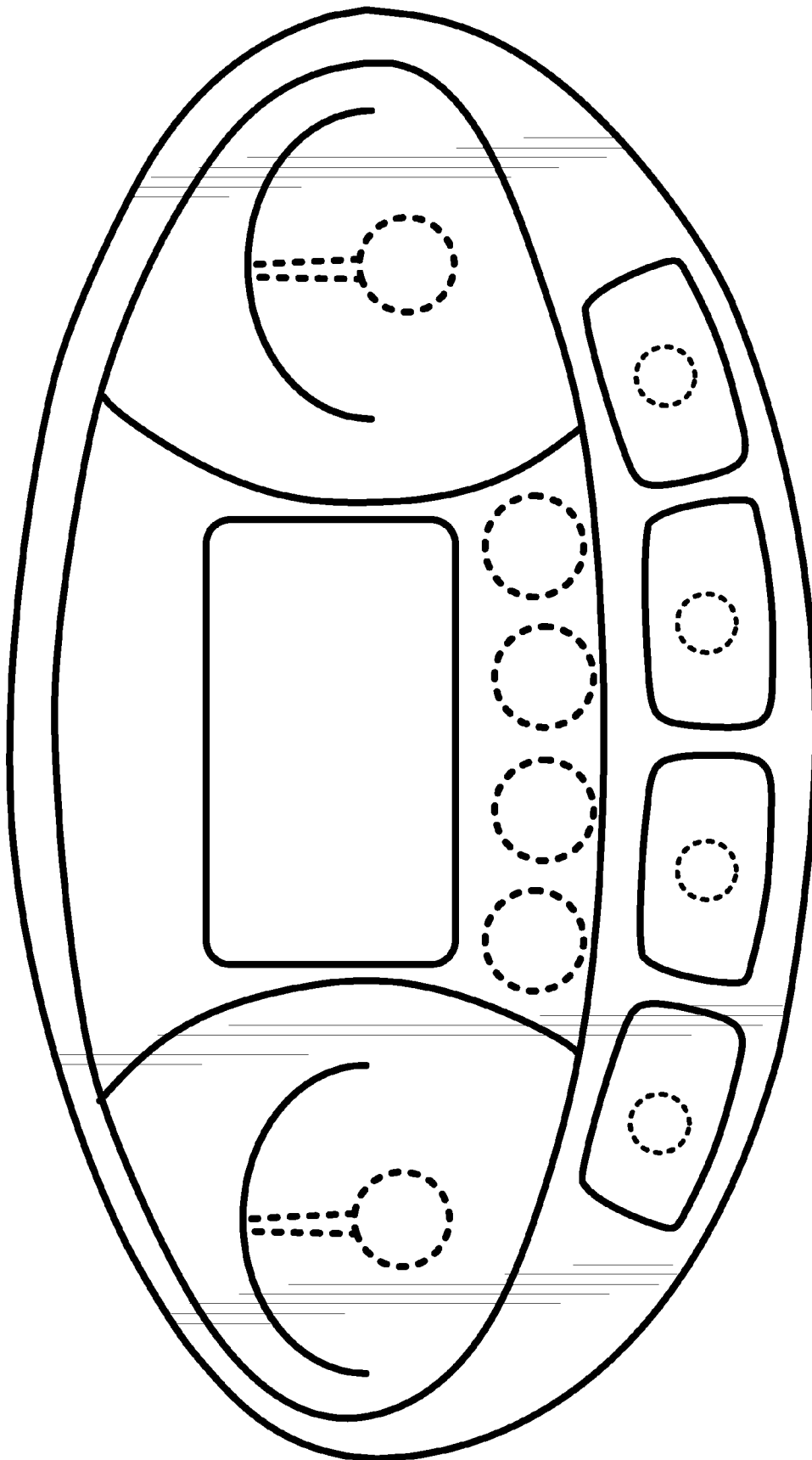


FIG. 1

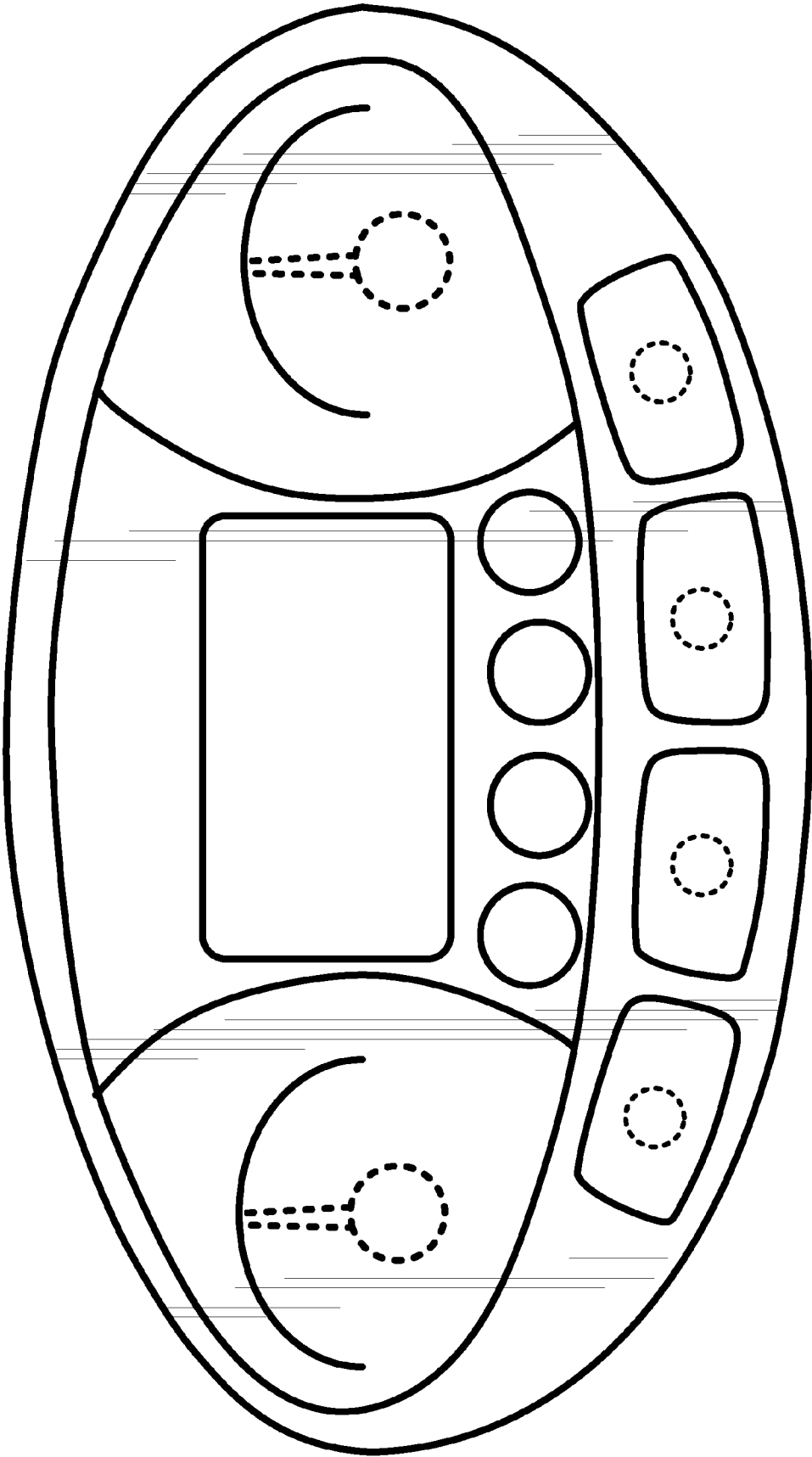


FIG. 2

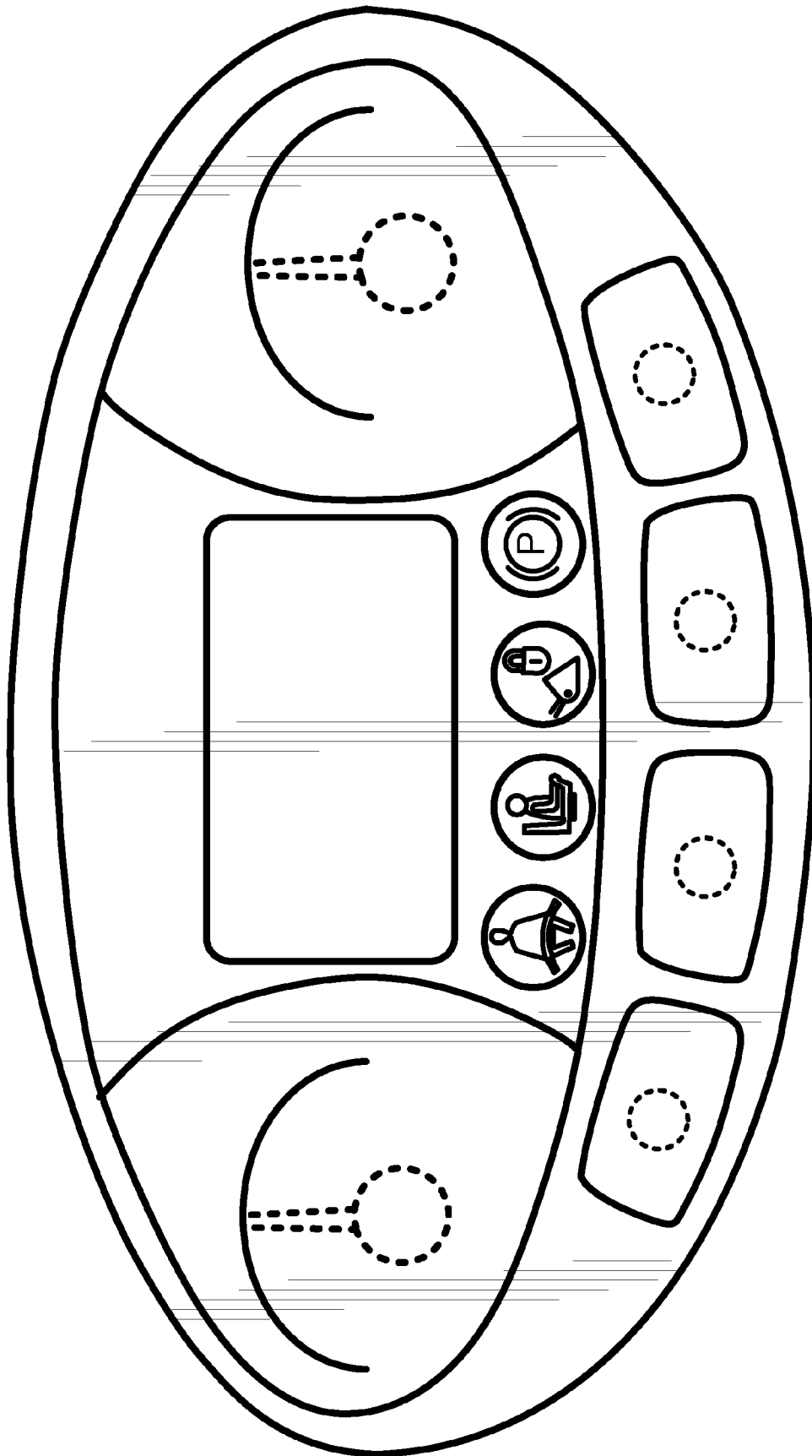


FIG. 3

UNITED STATES PATENT AND TRADEMARK OFFICE
CERTIFICATE OF CORRECTION

PATENT NO. : Des. 596,146 S
APPLICATION NO. : 29/299635
DATED : July 14, 2009
INVENTOR(S) : Shawn R. Vasichok et al.

Page 1 of 1

It is certified that error appears in the above-identified patent and that said Letters Patent is hereby corrected as shown below:

Title page Item [57]


CLAIM, delete “,”.

Title page

DESCRIPTION, delete “entitled “Display Panel for Power Machine”” and insert
--currently pending,--.

Signed and Sealed this

Seventeenth Day of August, 2010

A handwritten signature in black ink that reads "David J. Kappos". The signature is written in a cursive style with a large, stylized 'D' and 'K'.

David J. Kappos
Director of the United States Patent and Trademark Office