United States Patent [19]

Rudman et al.

[11] **Des. 270,446**

[45] ** **Sep. 6, 1983**

[54] **AUTOMATIC INFORMATION CENTER OR THE LIKE**

[75] Inventors: **Alexander M. Rudman; Raymond G. Sinder,** both of Dallas, Tex.

[73] Assignee: **Tele-Touch International, Inc.,** Dallas, Tex.

[**] Term: **14 Years**

[21] Appl. No.: **280,209**

[22] Filed: **Jul. 6, 1981**

[51] **Int. Cl.** ..... **D14—02**

[52] **U.S. Cl.** **D14/106;** D14/101

[58] **Field of Search** ..... D14/100–116; 364/900; 340/331, 380, 390, 365 R, 700, 711, 712, 720; 312/223

[56] **References Cited**

U.S. PATENT DOCUMENTS

D. 218,437 8/1970 Plantholt et al. D14/106

OTHER PUBLICATIONS

Form, 4/77, p. 46, MBB-Leitstand Terminal.

Primary Examiner—Susan J. Lucas
Attorney, Agent, or Firm—Kanz & Timmons

[57] **CLAIM**

The ornamental design for an automatic information center or the like, substantially as shown and described.

DESCRIPTION

FIG. **1** is a front perspective view of an automatic information center showing our new design;
FIG. **2** is a side elevational view thereof on an enlarged scale, the opposite side being a mirror image;
FIG. **3** is a top plan view thereof on an enlarged scale;
FIG. **4** is a front elevational view thereof on an enlarged scale;
FIG. **5** is a bottom plan view thereof on an enlarged scale;
FIG. **6** is a rear elevational view thereof on an enlarged scale.

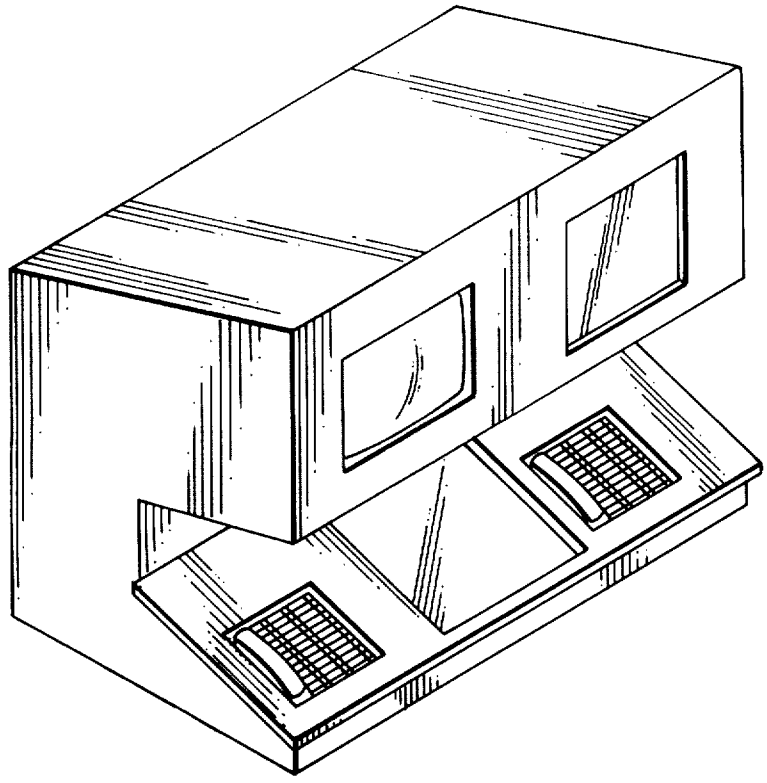

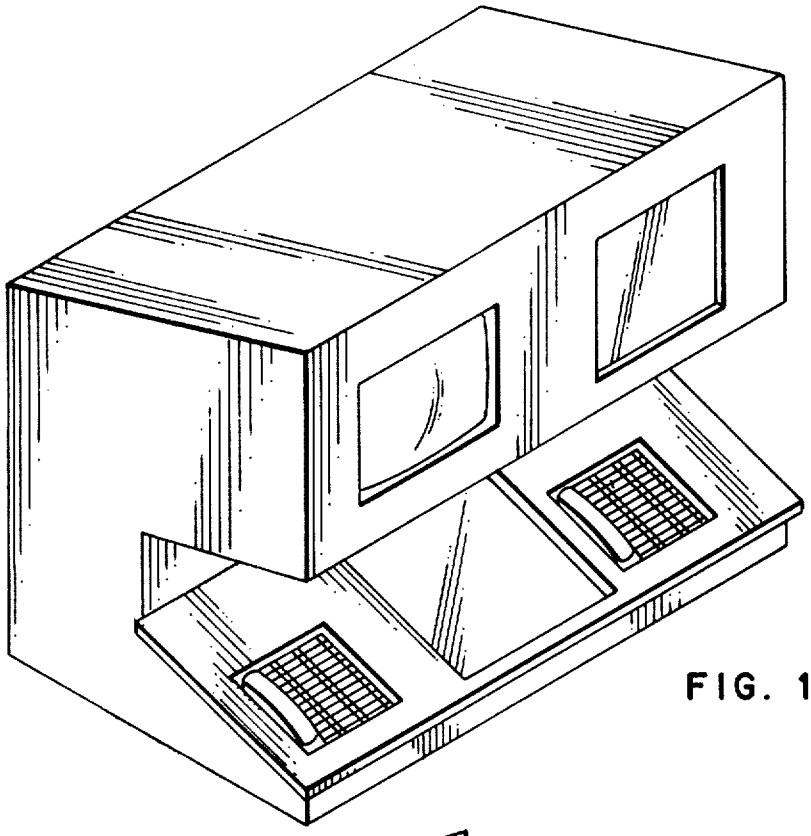

FIG. 1

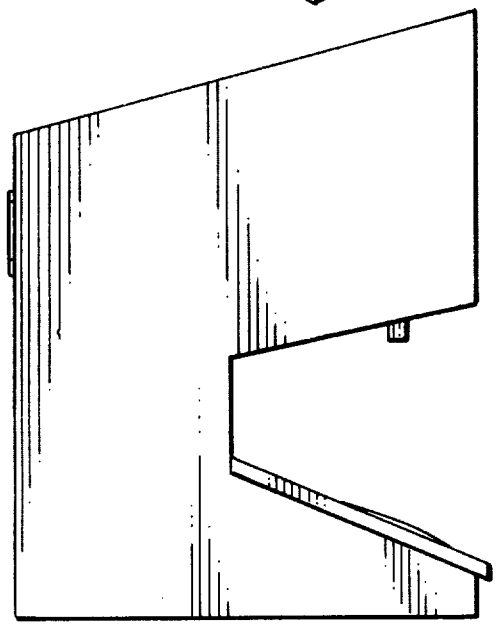

FIG. 2



FIG. 3

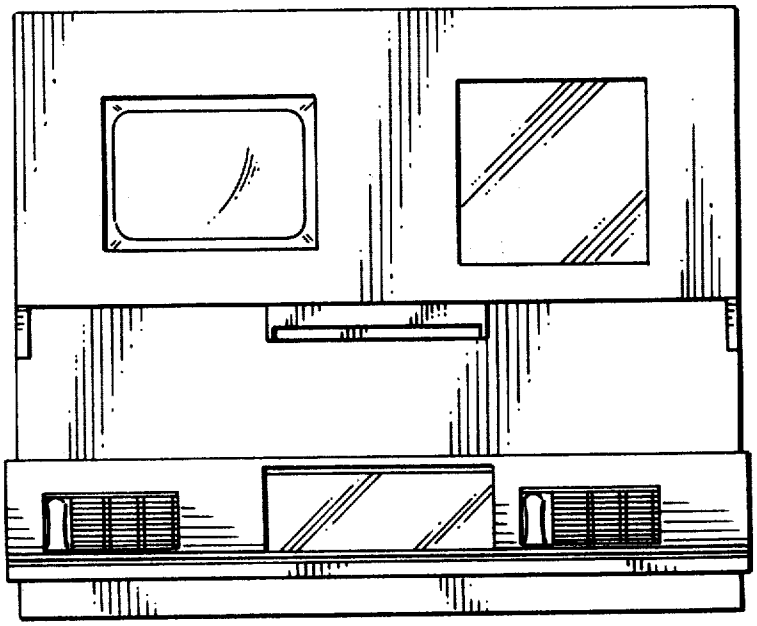

FIG. 4

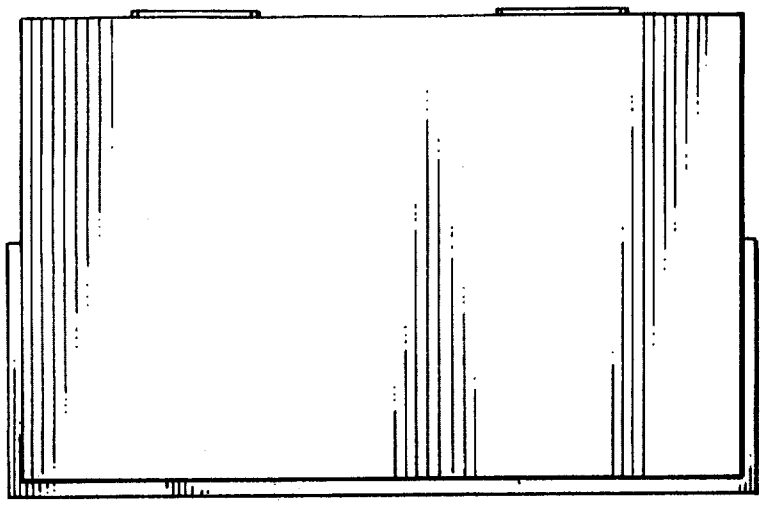

FIG. 5

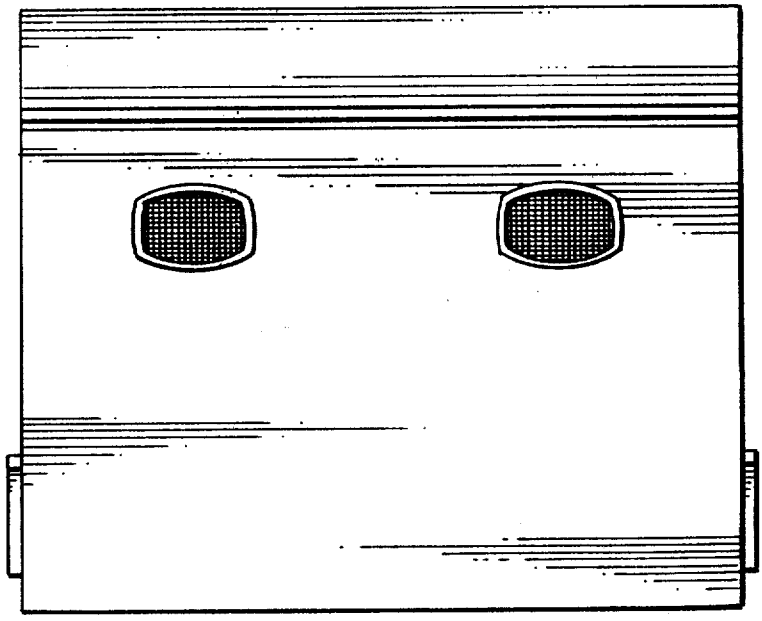

FIG. 6