



US00D505479S

(12) **United States Design Patent**
Burgeson

(10) **Patent No.:** **US D505,479 S**

(45) **Date of Patent:** **** May 24, 2005**

(54) **SCENT DISPENSER BOTTLE**

D447,533 S * 9/2001 Cox D22/125

(75) **Inventor:** **John R. Burgeson, Anoka, MN (US)**

* cited by examiner

(73) **Assignee:** **Wildlife Research Center, Inc., Anoka, MN (US)**

Primary Examiner—Catherine R. Oliver
(74) *Attorney, Agent, or Firm*—Gerald E. Helget; Briggs and Morgan, P.A.

(**) **Term:** **14 Years**

(57) **CLAIM**

(21) **Appl. No.:** **29/208,386**

The ornamental design for a scent dispenser bottle, as shown and described.

(22) **Filed:** **Jun. 28, 2004**

(51) **LOC (7) Cl.** **22-05**

(52) **U.S. Cl.** **D22/125**

(58) **Field of Search** D22/125-133;
43/1-2; 222/107, 175, 182, 187; D9/521,
698

DESCRIPTION

FIG. 1 is a perspective view showing my new design of a scent dispenser bottle;
FIG. 2 is a front elevational view which is a mirror image of the rear elevational view;
FIG. 3 is a left elevational view;
FIG. 4 is a right side elevational view;
FIG. 5 is a top plan view; and,
FIG. 6 is a bottom plan view.

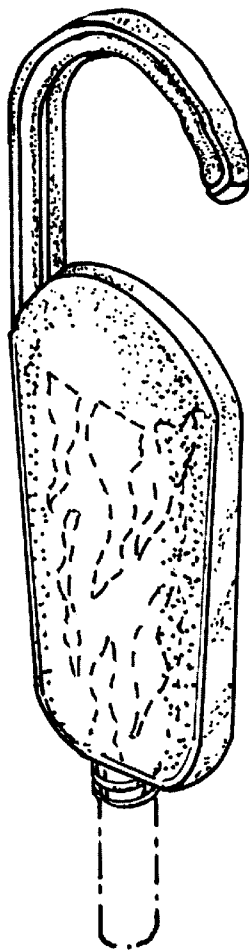
The environment disclosed in the drawings is for illustrative purposes only and forms no part of the claimed design.

(56) **References Cited**

U.S. PATENT DOCUMENTS

- D278,120 S * 3/1985 Grant et al. D9/698
- 5,060,411 A * 10/1991 Uhlman 43/1
- D401,660 S * 11/1998 Timm et al. D22/125
- D429,158 S * 8/2000 Weber D9/521

1 Claim, 2 Drawing Sheets



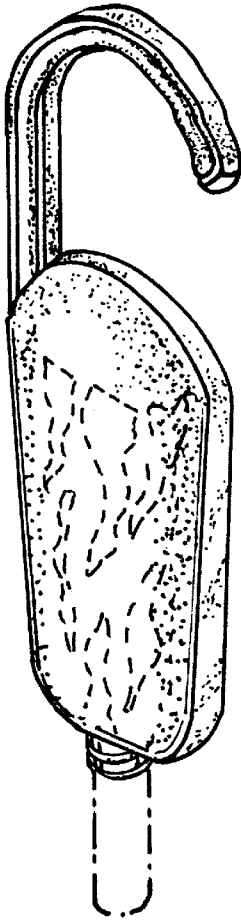


Fig. 1




Fig. 2.

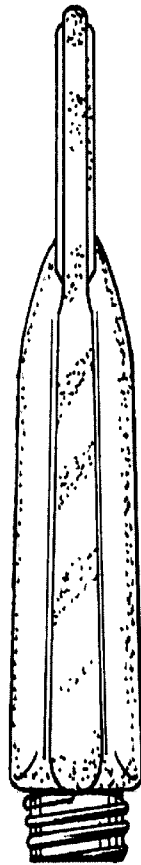


Fig. 3.

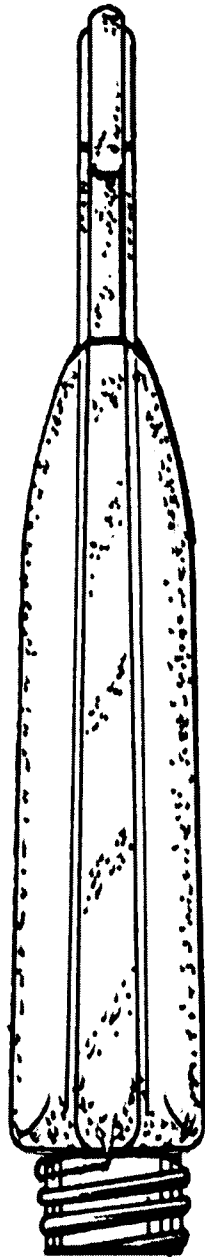


Fig. 4.

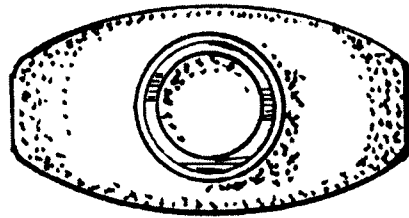


Fig. 5.

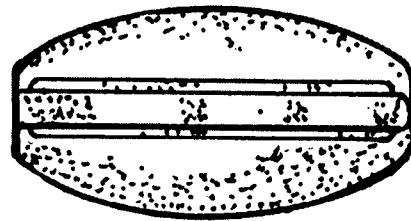


Fig. 6.