



(12) **EUROPEAN PATENT SPECIFICATION**

(45) Date of publication and mention
of the grant of the patent:

03.09.2003 Bulletin 2003/36

(21) Application number: **00912519.6**

(22) Date of filing: **29.02.2000**

(51) Int Cl.7: **B65D 65/46**

(86) International application number:
PCT/EP00/01646

(87) International publication number:
WO 00/055068 (21.09.2000 Gazette 2000/38)

(54) **WATER SOLUBLE PACKAGE**

WASSERLÖSLICHE VERPACKUNG

EMBALLAGE HYDROSOLUBLE

(84) Designated Contracting States:
**AT BE CH CY DE DK ES FI FR GB GR IE IT LI LU
MC NL PT SE**

(30) Priority: **17.03.1999 GB 9906175**

(43) Date of publication of application:
12.12.2001 Bulletin 2001/50

(60) Divisional application:
**03003920.0 / 1 314 654
03013108.0**

(73) Proprietors:
• **UNILEVER PLC**
London EC4P 4BQ (GB)
Designated Contracting States:
GB IE CY
• **UNILEVER N.V.**
3013 AL Rotterdam (NL)
Designated Contracting States:
**AT BE CH LI DE DK ES FI FR GR IT LU MC NL PT
SE**

(72) Inventors:
• **EDWARDS, David, Brian**
Stevenage Hertfordshire SG2 7JR (GB)
• **McCARTHY, William, John**
Shaftesbury Dorset SP7 9DL (GB)
• **RICHARDSON, Patricia**
Kingston-upon-Thames Surrey KT1 2BA (GB)

(74) Representative: **Elliott, Peter William et al**
Unilever PLC
Patent Department,
Colworth House
Sharnbrook
Bedford MK44 1LQ (GB)

(56) References cited:
EP-A- 0 366 231 **EP-A- 0 608 910**
WO-A-89/04282 **US-A- 2 377 118**
US-A- 4 973 416

Description

[0001] The invention relates to a water soluble package containing a fluid substance for release on dissolution of the package.

5 [0002] Detergent compositions for the machine washing of laundry are provided in many forms. Probably the most prevalent form of laundry detergent is washing powder or granules. A problem with the use of these forms of detergent is that the product needs to be dosed into the machine in such a way that the detergent is quickly and thoroughly dissolved in the wash water of the machine without coming into contact with the laundry in a solid form. In this regard many dosing devices which seek to overcome this problem have been proposed. One such device disclosed in Euro-
10 pean Patent Nos. 0 343 070 and 0 343 069 teaches the use of a flexible fabric sock which holds the particulate detergent in the machine, the fabric of the sock being permeable to water so as to allow water enter the sock and carry the detergent out of the sock through the fabric walls in the form of an aqueous solution. More recently unit dose forms of detergent have been proposed in the form of compressed tablets of detergent powder. A problem encountered with the provision of detergent tablets is that the tablets need to be strong enough to withstand storage and transport, yet
15 weak enough to disintegrate and dissolve quickly in the washing machine. A further problem is the need to prevent the tablets "posting" in the porthole and between the drums of conventional washing machines. More recently these problems have been addressed by the provision of detergent tablets having specific chemical disintegrants which allow quick disintegration of the tablets in the aqueous environment of a washing machine, and by the provision of loosely fitting net bags which aid tablet disintegration and prevent "posting". However, as many of the current detergent tablets
20 contain bleach and other irritant substances, the problem of handling the tablets remains.

[0003] The provision of detergent compositions in water-soluble films has been known for some time. Most of the documents relating to this subject describe water soluble film envelopes formed using a vertical form-fill-seal (VFFS)
25 route. A problem with envelopes produced using this VFFS method is that, due to the constraints of the process, the resultant envelopes have seals which incorporate defined weak points where the seals overlap at corners. This results in envelopes which are easily corrupted as a result of impacts suffered during transport. In an attempt to overcome the problems associated with such VFFS envelopes, European Patent Application No. 0 608 910 describes thermoformed water soluble packages for pesticidal compositions. While this specification attempts to provide a solution to the problem of weak seals, the packages of EP-A-0608910 have other weak points and are designed specifically for
30 containing pesticidal compositions.

[0004] The packaging and transport of water soluble packages containing fluid substances subjects the formed pack-
35 ages to considerable impact forces. A particular problem is that when a number of such packages are loose packed in a larger container which is then transported, the impact forces suffered by the packages within the container can be severe. The difficulty is that in such a situation it only takes one package in the larger container to break for the whole product to be ruined as far as the consumer is concerned because the fluid contents of the broken package may leak over any unbroken packages. Consumer confidence in a product is likely to be badly damaged by such an occurrence.

[0005] The problem of minimising breakage to an acceptable level is particularly acute in the area of laundry detergents and other domestic consumer products and has not been solved until now.

[0006] It is an object of the invention to overcome at least some of the above disadvantages. It is a particular object of the invention to provide a water soluble package containing a fluid substance for release on dissolution of the pack-
40 age, which package has greater rupture resistance compared to known water-soluble packages.

STATEMENT OF INVENTION

[0007] According to the invention, there is provided a water soluble package containing a fluid substance for release
45 on dissolution of the package, characterised in that the package has a body portion for containing the substance comprising a first sheet of a water soluble material thermoformed to form a body wall of the body portion, and a second sheet of water soluble material superposed on the first sheet and sealed thereto along a continuous region of the superposed sheets to form a base wall of the body portion, and in that the body portion of the package is generally dome shaped.

50 [0008] The applicants have surprisingly discovered that the above mentioned problems and disadvantages of prior art water soluble packages are substantially addressed by the packages according to the invention. In particular, the invention yields water soluble packages which are sufficiently robust to withstand (to a commercially acceptable level) the rigours of packaging and transport even when the fluid substance inside the package is a domestic consumer product such as a laundry detergent. The combination of thermoforming the packages of the invention and forming
55 the packages into a dome shape confers surprising advantages on the packages of the invention. It is thought that thermoforming reduces stress on the film during forming compared to other forming techniques. As will be shown below, applicants have found that the dome is a shape which yields greater uniformity of film thickness over the package and greater impact resistance of the package.

[0009] In a preferred embodiment of the invention, the maximum height of the body wall above the base wall is preferably less than or equal to the maximum width of the base wall. The base wall is preferably generally circular but other dome shaped body portions according to the invention are envisaged. For example, dome shapes having rectangular, oval, square and triangular bases are envisaged.

5 Preferably, the base of the dome will be substantially flat. Alternatively, the base may be somewhat concave or convex. In any case the resulting package is aysmmetrical about the base wall, although of course there can be one or more planes of symmetry perpendicular to the base wall.

[0010] The water soluble film, at least of the body wall, is thermoformable and, in one embodiment of the invention, is polyvinyl alcohol, or a polyvinyl alcohol derivative. Preferably the water soluble film of the base wall is the same material as that used to make the body wall. It is important that the body wall be thermoformed rather than cold formed because applicants have discovered that cold forming stresses the film and weakens the end package as a result.

10 **[0011]** Preferably, the thermoformed body wall of a package according to the invention is of substantially uniform thickness. By "substantially uniform" it is meant that at any measured point the thickness of the thermoformed film is preferably less than about $\pm 25\%$, even more preferably less than about $\pm 20\%$ and most preferably less than about $\pm 15\%$, different from the original thickness of the film pre-thermoforming.

15 **[0012]** Preferably the film has a thickness of between 10 and 1000 microns. More preferably the film has a thickness of between 20 and 80 microns, most preferably between 40 and 60 microns.

[0013] In one embodiment of the invention, an exterior surface of the film is treated with BITREX™ to discourage ingestion of the package of the invention by children.

20 **[0014]** The substance contained within the package may be a liquid, a gel or a paste. If the substance is a liquid then preferably the liquid has a viscosity between 100 and 1000 centipoise, more preferably between 300 and 800 centipoise, even more preferably between 500 and 700 centipoise, and most preferably about 600 centipoise, when measured at 20°C at 105s^{-1} . In a preferred embodiment of the invention the substance is present in an amount of between 10 and 500ml, preferably between 10 and 100ml, most preferably between 10 and 50ml. Suitably, the capsule contains between 25 20 and 30ml of a fluid composition. In a particularly preferred embodiment of the invention the fluid composition is a laundry treatment agent such as a laundry detergent, fabric conditioner or fabric care formulation. However, other compositions for domestic consumer use may be envisaged, such as disinfectants, personal care products, and the like. Preferably the composition is substantially non-aqueous, however the composition may comprise some water, for example between about 1 and about 5% water

30 **[0015]** The invention also relates to a process for producing a package according to the invention, the process comprising the steps of:

- thermoforming a first sheet of a water soluble material to form a domed body wall of the body portion;
- 35 • placing the fluid substance in the body portion;
- superposing a second sheet of a water soluble material over the first sheet; and
- heat sealing the first and second sheets along a continuous region of the superposed sheets surrounding the substance to form a base wall of the body portion.
- 40

[0016] In one preferred process the first sheet of water-soluble material is thermoformed by means of a heating plate. Preferably, the sheet of water-soluble material intimately contacts the heating plate, typically by applying a vacuum between the heating plate and the sheet of water-soluble material. Generally, the vacuum applied will be of less than 45 0.6 Bar. Alternatively the sheet may be blown into contact with the heating plate. The thermoforming sheet can be blown or sucked off the heating plate and into a suitable dome-shaped mould. In one aspect of the invention, the process includes an additional step of, prior to the addition of the fluid substance, applying a vacuum to the thermoformed body wall to maintain the shape of the body portion at least until after the heat sealing step.

50 **[0017]** The invention also relates to a process for the machine washing of laundry by employing a package according to the invention, wherein the fluid substance contained within the package comprises a laundry treatment agent, the process comprising the steps of:

- placing at least one package into the machine along with the laundry to be washed; and
- 55 • carrying out a washing operation.

Detailed Description of the Invention

[0018] The packages of the invention are illustrated with reference to the drawings in which:

5 Figures 1a, 1b, 1c and 1d show different views of a first package according to the invention in which the base wall of the body portion is circular.

Figures 2a, 2b, 2c and 2d show different views of a second package according to the invention in which the base wall of the body portion is square.

10 Figures 3a, 3b, 3c and 3d show different views of a third package according to the invention in which the base wall of the body portion is oval.

Figures 4a, 4b, 4c and 4d show different views of a fourth package according to the invention in which the base wall of the body portion is triangular.

Figures 5a, 5b, 5c and 5d show different views of a fifth package according to the invention in which the base wall of the body portion is rectangular.

EXAMPLE

[0019] In this example a thermoforming process is described where a number of packages according to the invention are produced from two sheets of water soluble material. In this regard recesses are formed in the sheet using a forming die having a plurality of cavities with dimensions corresponding generally to the dimensions of the packages to be produced. Further, a single heating plate is used for thermoforming the film for all the cavities, and in the same way a single sealing plate is described.

[0020] A first sheet of polyvinyl alcohol film is drawn over a forming die so that the film is placed over the plurality of forming cavities in the die. Each cavity is generally dome shape having a round edge, the edges of the cavities further being radiussed to remove any sharp edges which might damage the film during the forming or sealing steps of the process. Each cavity further includes a raised surrounding flange. In order to maximise package strength, the film is delivered to the forming die in a crease free form and with minimum tension. In the forming step, the film is heated to 100 to 120°C, preferably approximately 110°C, for up to 5 seconds, preferably approximately 700 micro seconds. A heating plate is used to heat the film, which plate is positioned to superpose the forming die. During this preheating step, a vacuum of 0.5 bar is pulled through the pre-heating plate to ensure intimate contact between the film and the pre-heating plate, this intimate contact ensuring that the film is heated evenly and uniformly (the extent of the vacuum is dependant of the thermoforming conditions and the type of film used, however in the present context a vacuum of less than 0.6 bar was found to be suitable) Non-uniform heating results in a formed package having weak spots. In addition to the vacuum, it is possible to blow air against the film to force it into intimate contact with the preheating plate.

[0021] The thermoformed film is moulded into the cavities blowing the film off the heating plate and/or by sucking the film into the cavities thus forming a plurality of recesses in the film which, once formed, are retained in their thermoformed orientation by the application of a vacuum through the walls of the cavities. This vacuum is maintained at least until the packages are sealed. Once the recesses are formed and held in position by the vacuum, the composition, in this case a non-aqueous liquid detergent is added to each of the recesses. A second sheet of polyvinyl alcohol film is then superposed on the first sheet across the filled recesses and heat-sealed thereto using a sealing plate. In this case the heat sealing plate, which is generally flat, operates at a temperature of about 140 to 160°C, and contacts the films for 1 to 2 seconds and with a force of 8 to 30kg/cm², preferably 10 to 20kg/cm². The raised flanges surrounding each cavity ensure that the films are sealed together along the flange to form a continuous seal. The radiussed edge of each cavity is at least partly formed by a resiliently deformable material, such as for example silicone rubber. This results in reduced force being applied at the inner edge of the sealing flange to avoid heat/pressure damage to the film.

[0022] Once sealed, the packages formed are separated from the web of sheet film using cutting means. At this stage it is possible to release the vacuum on the die, and eject the formed packages from the forming die. In this way the packages are formed, filled and sealed while nesting in the forming die. In addition they may be cut while in the forming die as well.

[0023] During the forming, filling and sealing steps of the process, the relative humidity of the atmosphere is controlled to ca. 50% humidity. This is done to maintain the heat sealing characteristics of the film. When handling thinner films, it may be necessary to reduce the relative humidity to ensure that the films have a relatively low degree of plasticisation and are therefore stiffer and easier to handle.

EXPERIMENTAL DETERMINATION OF OPTIMUM PACKAGE SHAPE

i) Film Thinning During Thermoforming

5 [0024] The objective of this experimental work was to create thermoformed packages different shapes from the same material under the same conditions with the same depth of draw and approximately the same volume.

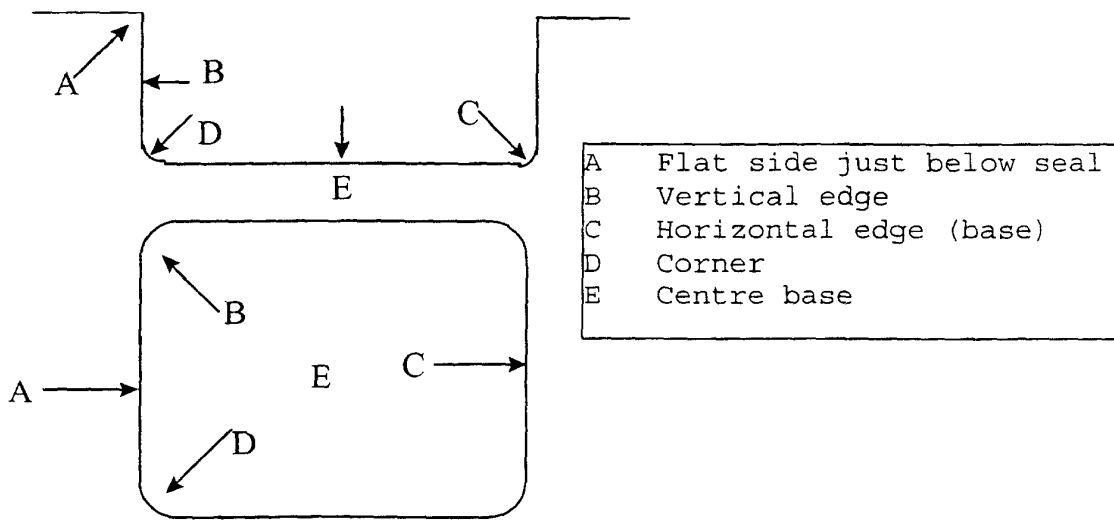
[0025] The formed packages were then tested for thickness at specific points using a micrometer. The results were then compared between shapes,

[0026] The conditions used were:

Film	Polyvinyl alcohol (supplied By Chris Craft under Reference CC8534)
Thickness	75µm
Volume of cavity	Approx. 30ml
Atmospheric condition	17°C, 46% RH
Micrometer sensitivity	5µm

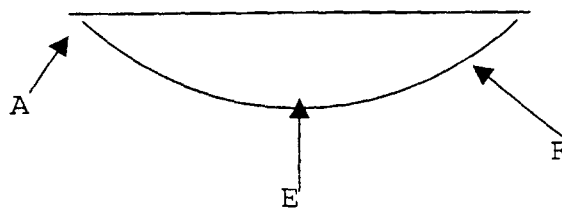
Measurement points

[0027]



[0028] The rectangular shape shown is used only as an example to show the various points.

[0029] For a dome shaped package only points A & E are the same. Points B, C and D are all equivalent in the dome shape and they were represented by Point F below.



[0030] The results were as follows:

EP 1 161 382 B1

Shape	Sample	Draw Depth	Measurement in microns					
			A	B	C	D	E	F
Dome	1	20mm	60				70	65
	2	"	65				60	65
	3	"	65				60	60
Triangle	1	"	50	50	45	30	65	
	2	"	55	55	40	25	55	
	3	"	55	55	40	25	60	
Dome	4	25mm	60				70	70
	5	"	65				70	70
	6	"	65				65	70
Cube	1	"	55	40	20	15	35	
	2	"	65	35	25	20	35	
	3	"	60	40	25	20	40	

[0031] These results show that while thinning always takes place on thermoforming:

- a) for the dome shape thinning is uniform over the test points; and
- b) the dome has a lower level of thinning than the others over the test points.

ii) Impact Testing

[0032] The objective of this test was to show any differences, which exist, between the impact resistance of the dome shape and other shapes.

[0033] A falling dart impact test was used.

[0034] The test specimen was placed on a hard surface immediately below the suspended dart. The dart was allowed to fall, striking the specimen centrally. The specimen was then examined and any rupture or leak recorded. If there was no rupture or leak, the specimen was subjected to successive impacts, each at a higher dart weight, until rupture did occur.

[0035] Three shapes of package were used, all of the same material, fill and approximate weight and size. The test was repeated on both sides of the package (base side up and base side down) and several replicates were tested and a mean taken.

[0036] Before testing all specimens were exposed to the conditions of the test site for 12 hours to reach equilibrium. Test details were:

Dart	smooth hemispherical impact surface of 38mm diameter
Drop height	615mm
Surface	Smooth non-resilient plate
Conditions	20°C, 70% RH

[0037] Dome, triangle (ie triangular pyramid) and cube shapes were tested.

[0038] Each package was formed from polyvinyl alcohol supplied by Chris Craft under reference CC8534. The film thickness was 75µm.

[0039] Results were as follows:

Sample	Shape	Orientation	No. of Drops	Dart Weight to Rupture	Observations
1	Dome	Base Up	3	250g	Small hole mid base

(continued)

Sample	Shape	Orientation	No. of Drops	Dart Weight to Rupture	Observations
2	Triangle	"	2	150g	2 holes in edges
3	Cube	"	2	150g	3 or more holes in corners & edge
4	Dome	Base Down	4	350g	hole in base

[0040] The above results show that the impact resistance of dome is greater than the cube or triangle.

iii) Secondary Packaging Test

[0041] This experimental test was designed to establish any difference in impact survival between dome shaped packages and triangular packages of a liquid detergent product when multiple packages are contained in fibreboard box

[0042] 22 dome-shaped packages according to the invention, containing a liquid laundry detergent, were placed randomly in a fibreboard box. The box was made of "M-flute" material of dimensions 170 x 85 x 54 mm which had a total filled weight of 609g.

[0043] The box was sealed closed and subjected to a vertical drop of 1.2 m on to a hard flat surface on the short dimensions.

[0044] This test was repeated for triangular packages of the same weight and film.

[0045] The results of the test were that 3 out of the 22 dome shaped packages were found to have a small amount of leakage but with the triangular packages, 7 of the 22 were leaking and in 5 cases leakage was very severe.

Claims

1. A water soluble package containing a fluid substance for release on dissolution of the package, **characterised in that** the package has a body portion for containing the substance comprising a first sheet of a water soluble material thermoformed to form a body wall of the body portion, and a second sheet of water soluble material superposed on the first sheet and sealed thereto along a continuous region of the superposed sheets to form a base wall of the body portion, and **in that** the body portion of the package is generally dome shaped.
2. A package according to claim 1, **characterised in that** the maximum height of the body wall above the base wall is less than or equal to the maximum width of the base wall.
3. A package according to claim 1 or claim 2, **characterised in that** the base wall is generally circular.
4. A package according to claim 1 or claim 2, **characterised in that** the base wall is generally oval.
5. A package according to any one of claims 1 to 4, **characterised in that** the base wall is generally flat, or slightly concave or convex.
6. A package according to any one of claims 1 to 5, **characterised in that** the first sheet of water-soluble material comprises polyvinyl alcohol or a polyvinyl alcohol derivative.
7. A package according to any one of claims 1 to 6, **characterised in that** the second sheet of water soluble material comprises polyvinyl alcohol or a polyvinyl alcohol derivative.
8. A package according to any one of claims 1 to 7, **characterised in that** the fluid substance is a liquid, paste or a gel.
9. A package according to any one of claims 1 to 8, **characterised in that** the fluid substance is a domestic consumer product.
10. A package according to claim 9, **characterised in that** the substance is a laundry detergent composition.
11. A process for producing a water soluble package having a body portion containing a fluid substance for release

on dissolution of the package, **characterised in that** the process comprises the steps of:

- thermoforming a first sheet of a water soluble material to form a domed body wall of the body portion;
- 5 • placing the fluid substance in the body portion;
- superposing a second sheet of a water soluble material over the first sheet; and
- 10 • heat sealing the first and second sheets along a continuous region of the superposed sheets surrounding the substance to form a base wall of the body portion.

12. A process according to claim 11, **characterised in that** the first sheet of water-soluble material is thermoformed by means of a heating plate.

13. A process according to claim 11 or claim 12, **characterised in that** prior to the addition of the substance a vacuum is applied to the thermoformed body wall to maintain the shape of the body portion at least until after the heat sealing step.

14. A process for the machine washing of laundry by employing a package according to any of claims 1 to 10, **characterised in that** the fluid substance contained within the package comprises a laundry treatment agent, the process comprising the steps of:

- placing at least one package into the machine along with the laundry to be washed; and
- 25 • carrying out a washing operation.

Patentansprüche

1. Wasserlösliche Verpackung, enthaltend eine Fluidsubstanz zur Freisetzung bei Auflösung der Verpackung, **dadurch gekennzeichnet, dass** die Verpackung einen Körperteil zum Enthalten der Substanz aufweist, welcher eine erste Folie aus einem wasserlöslichen Material, die zur Bildung einer Körperwand des Körperteils warmgeformt wird, und eine zweite Folie aus einem wasserlöslichen Material, die auf die erste Folie gelegt und mit dieser entlang eines durchgehenden Bereichs der übereinander gelegten Folien zur Bildung einer Basiswand des Körperteils versiegelt wird, umfasst, und dass der Körperteil der Verpackung im Allgemeinen kuppelförmig ist.

2. Verpackung nach Anspruch 1, **dadurch gekennzeichnet, dass** die maximale Höhe der Körperwand oberhalb der Basiswand geringer als oder gleich der maximalen Breite der Basiswand ist.

3. Verpackung nach Anspruch 1 oder Anspruch 2, **dadurch gekennzeichnet, dass** die Basiswand im Allgemeinen kreisförmig ist.

4. Verpackung nach Anspruch 1 oder Anspruch 2, **dadurch gekennzeichnet, dass** die Basiswand im Allgemeinen oval ist.

5. Verpackung nach einem der Ansprüche 1 bis 4, **dadurch gekennzeichnet, dass** die Basiswand im Allgemeinen eben oder leicht konkav oder konvex ist.

6. Verpackung nach einem der Ansprüche 1 bis 5, **dadurch gekennzeichnet, dass** die erste Folie aus wasserlöslichem Material Polyvinylalkohol oder ein Polyvinylalkoholderivat umfasst.

7. Verpackung nach einem der Ansprüche 1 bis 6, **dadurch gekennzeichnet, dass** die zweite Folie aus wasserlöslichem Material Polyvinylalkohol oder ein Polyvinylalkoholderivat umfasst.

8. Verpackung nach einem der Ansprüche 1 bis 7, **dadurch gekennzeichnet, dass** die Fluidsubstanz eine Flüssigkeit, eine Paste oder ein Gel ist.

9. Verpackung nach einem der Ansprüche 1 bis 8, **dadurch gekennzeichnet, dass** die Fluidsubstanz ein Haushalts-

verbrauchsprodukt ist.

10. Verpackung nach Anspruch 9, **dadurch gekennzeichnet, dass** die Substanz eine Wäschewaschmittelzusammensetzung ist.

11. Verfahren zur Herstellung einer wasserlöslichen Verpackung mit einem Körperteil, der eine Fluidsubstanz zur Freisetzung bei Auflösung der Verpackung enthält, **dadurch gekennzeichnet, dass** das Verfahren die Schritte umfasst:

- Warmformen einer ersten Folie aus einem wasserlöslichen Material, um eine kuppelförmige Körperwand des Körperteils auszubilden;
- Geben der Fluidsubstanz in den Körperteil;
- Legen einer zweiten Folie aus einem wasserlöslichen Material über die erste Folie; und
- Heißsiegeln der ersten und der zweiten Folie entlang eines durchgehenden Bereichs der übereinander gelegten Folien, die die Substanz umgeben, um eine Basiswand des Körperteils auszubilden.

12. Verfahren nach Anspruch 11, **dadurch gekennzeichnet, dass** die erste Folie aus wasserlöslichem Material durch eine Heizplatte warmgeformt wird.

13. Verfahren nach Anspruch 11 oder Anspruch 12, **dadurch gekennzeichnet, dass** vor der Zugabe der Substanz ein Vakuum an die warmgeformte Körperwand angelegt wird, um die Form des Körperteils zumindest bis nach dem Wärmeversiegelungsschritt aufrechtzuerhalten.

14. Verfahren zum Maschinenwaschen von Wäsche durch Verwendung einer Verpackung nach einem der Ansprüche 1 bis 10, **dadurch gekennzeichnet, dass** die Fluidsubstanz, die innerhalb der Verpackung enthalten ist, ein Wäschebehandlungsmittel umfasst, wobei das Verfahren die Schritte umfasst:

- Legen von mindestens einer Verpackung in die Maschine zusammen mit der zu waschenden Wäsche; und
- Ausführen eines Waschvorgangs.

Revendications

1. Emballage hydrosoluble contenant une substance fluide pour diffusion au moment de la dissolution de l'emballage, **caractérisé en ce que** l'emballage a une partie de corps pour contenir la substance comprenant une première feuille d'un matériau hydrosoluble thermoformée pour former une paroi de corps de la partie de corps, et une seconde feuille de matériau hydrosoluble superposée à la première feuille et scellée à celle-ci le long d'une zone continue des feuilles superposées pour former une paroi de base de la partie de corps, et **en ce que** la partie de corps de l'emballage a généralement une forme bombée.

2. Emballage selon la revendication 1, **caractérisé en ce que** la hauteur maximum de la paroi de corps au-dessus de la paroi de base est inférieure ou égale à la largeur maximale de la paroi de base.

3. Emballage selon la revendication 1 ou 2, **caractérisé en ce que** la paroi de base est généralement circulaire.

4. Emballage selon la revendication 1 ou 2, **caractérisée en ce que** la paroi de base est généralement ovale.

5. Emballage selon l'une quelconque des revendications 1 à 4, **caractérisé en ce que** la paroi de base est généralement plate, ou légèrement concave ou convexe.

6. Emballage selon l'une quelconque des revendications 1 à 5, **caractérisé en ce que** la première feuille de matériau hydrosoluble comprend de l'alcool polyvinylique ou un dérivé d'alcool polyvinylique.

7. Emballage selon l'une quelconque des revendications 1 à 6, **caractérisé en ce que** la seconde feuille de matériau hydrosoluble comprend de l'alcool polyvinylique ou un dérivé d'alcool polyvinylique.

8. Emballage selon l'une quelconque des revendications 1 à 7, **caractérisé en ce que** la substance fluide est un liquide, une pâte ou un gel.

EP 1 161 382 B1

9. Emballage selon l'une quelconque des revendications 1 à 8, **caractérisé en ce que** la substance fluide est un produit de consommation domestique.

5 10. Emballage selon la revendication 9, **caractérisé en ce que** la substance est une composition de détergent de lessive.

10 11. Procédé pour produire un emballage hydrosoluble ayant une partie de corps contenant une substance fluide pour diffusion au moment de la dissolution de l'emballage, **caractérisé en ce que** le procédé comprend les étapes consistant à :

- thermoformer une première feuille d'un matériau hydrosoluble pour former une paroi bombée de corps de la partie de corps ;
- placer la substance fluide dans la partie de corps ;
- superposer une seconde feuille d'un matériau hydrosoluble à la première feuille ; et
- 15 • thermosceller les première et seconde feuilles le long d'une zone continue des feuilles superposées entourant la substance pour former une paroi de base de la partie de corps.

20 12. Procédé selon la revendication 11, **caractérisé en ce que** la première feuille de matériau hydrosoluble est thermoformée au moyen d'un plateau chauffant.

13. Procédé selon la revendication 11 ou revendication 12, **caractérisé en ce qu'**avant l'ajout de la substance un vide est appliqué à la paroi de corps thermoformée pour maintenir la forme de la partie de corps au moins jusqu'après l'étape de thermoscellage.

25 14. Procédé pour le lavage en machine du linge en employant un emballage selon l'une quelconque des revendications 1 à 10, **caractérisé en ce que** la substance fluide contenue à l'intérieur de l'emballage comprend un agent de traitement de lessive, le procédé comprenant les étapes consistant à :

- placer au moins un emballage dans la machine en même temps que le linge à laver ; et
- 30 • réaliser l'opération de lavage.

35

40

45

50

55

Fig.1a.




Fig.1b.




Fig.1c.




Fig.1d.




Fig.2a.

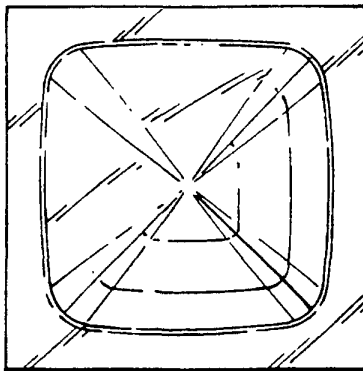


Fig.2b.



Fig.2c.



Fig.2d.

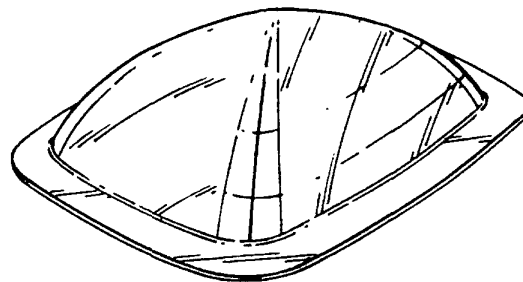


Fig.3a.

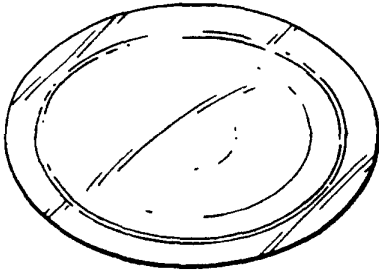


Fig.3b.



Fig.3c.



Fig.3d.

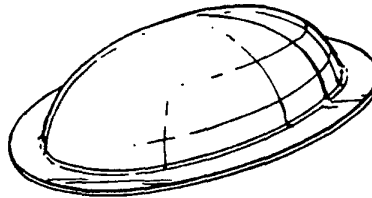


Fig.4a.

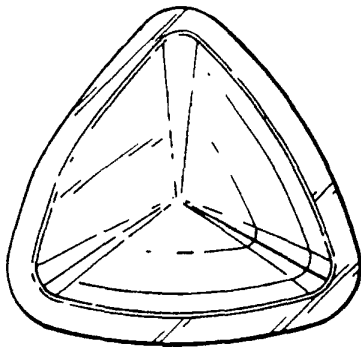


Fig.4b.

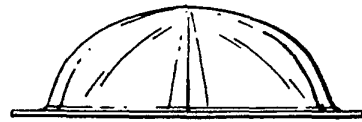


Fig.4c.




Fig.4d.

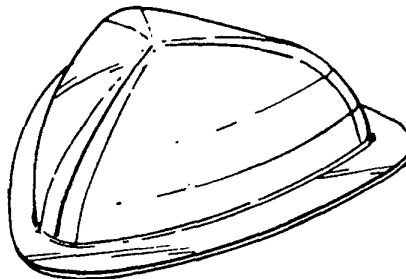


Fig.5a.

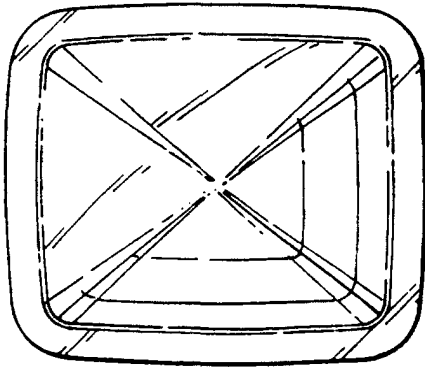


Fig.5b.




Fig.5c.



Fig.5d.

