



US00D407187S

United States Patent [19]
Makki

[11] **Patent Number: Des. 407,187**
[45] **Date of Patent: **Mar. 30, 1999**

[54] **CAP WITH LIGHTS**
[76] Inventor: **Farhad Seyed Makki**, 29 Cross Laurel Ct., Germantown, Md. 20876

[**] Term: **14 Years**

[21] Appl. No.: **81,747**

[22] Filed: **Dec. 8, 1997**

[51] **LOC (6) Cl. 02-03**

[52] **U.S. Cl. D2/866; D2/876**

[58] **Field of Search** D2/865, 866, 868, D2/869, 872, 876, 879, 882, 884, 886, 628; 2/171, 171.1, 181, 182.6, 195.1, 183, 209.3; D29/100, 103, 104; 362/103, 104, 105, 106, 107, 108

[56] **References Cited**

U.S. PATENT DOCUMENTS

1,190,427	7/1916	Kromer, Jr.	2/181
1,598,313	8/1926	Rosenberg	2/171.1
2,420,569	5/1947	Sewell	2/195.1

4,231,079	10/1980	Heminover	362/106
4,872,218	10/1989	Holt	2/195.1 X
4,999,747	3/1991	Chen	362/103
5,052,131	10/1991	Rondini	362/103 X
5,485,358	1/1996	Chien	362/106
5,544,027	8/1996	Orsano	362/105
5,741,060	4/1998	Johnson	362/106

Primary Examiner—Paul A. Mortimer
Attorney, Agent, or Firm—Michael W. York

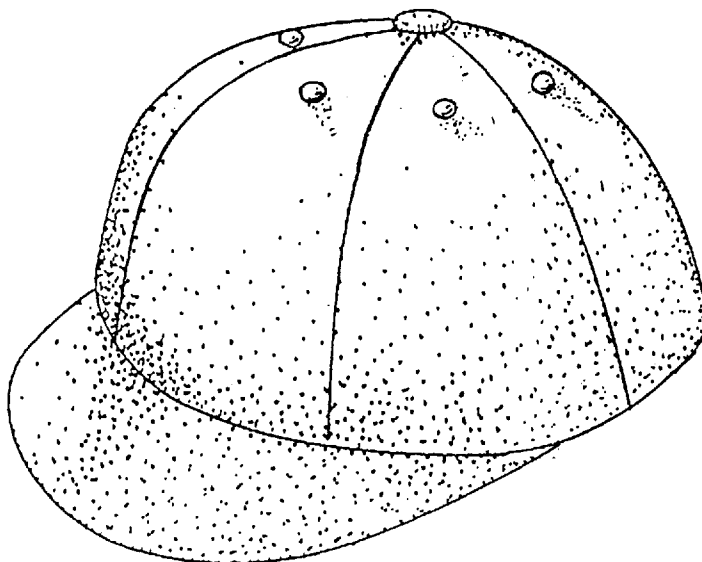
[57] **CLAIM**

The ornamental design for a cap with lights, as shown and described.

DESCRIPTION

FIG. 1 is a front perspective view of a cap with lights showing my new design;
FIG. 2 is a rear perspective view thereof;
FIG. 3 is a side elevational view thereof taken from the right of FIG. 2, the opposite side being a mirror image thereof;
FIG. 4 is a top plan view thereof; and,
FIG. 5 is a bottom plan view thereof.

1 Claim, 2 Drawing Sheets



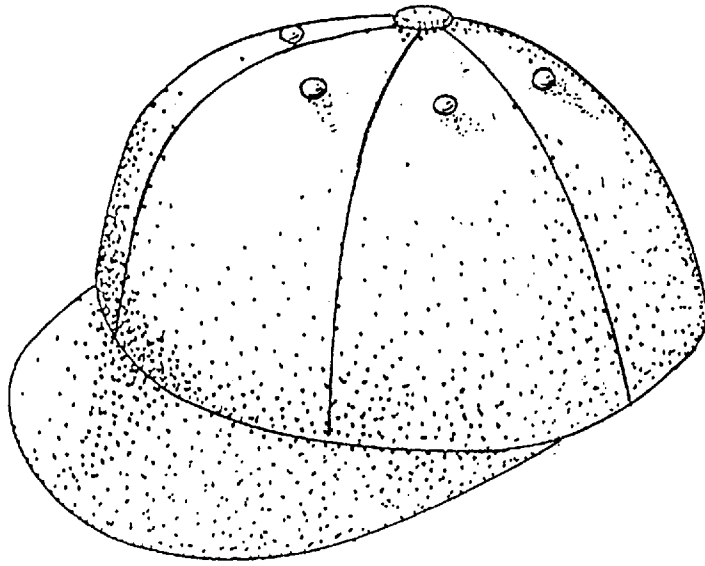


FIG. 1

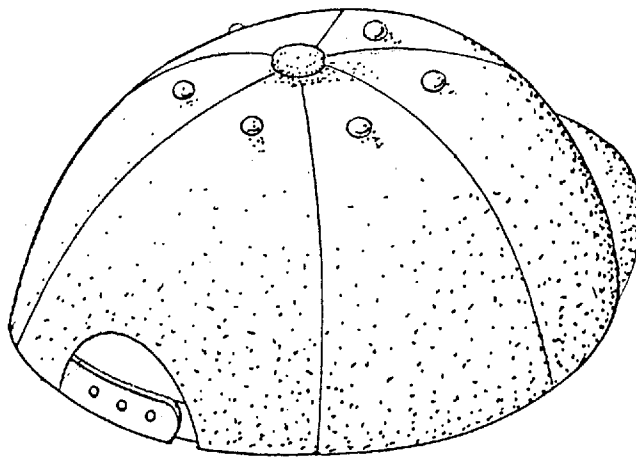


FIG. 2

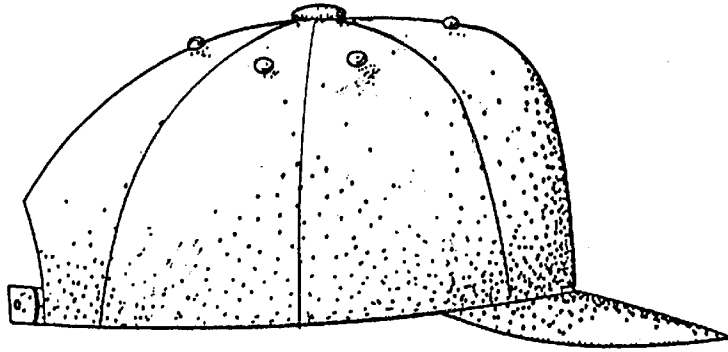


FIG. 3

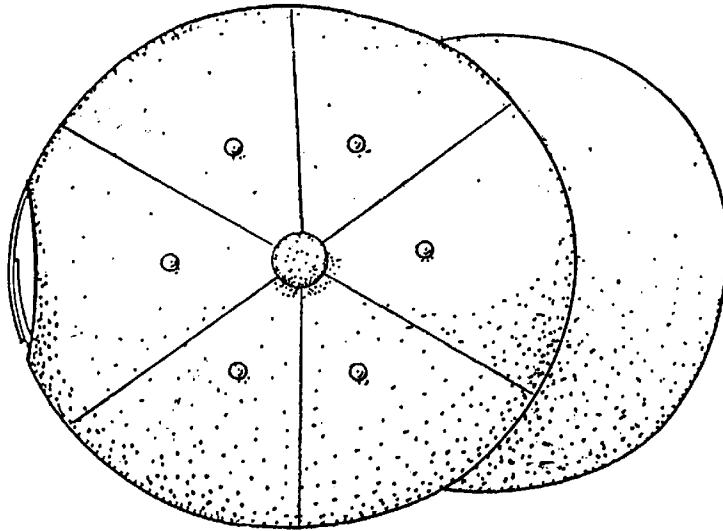


FIG. 4

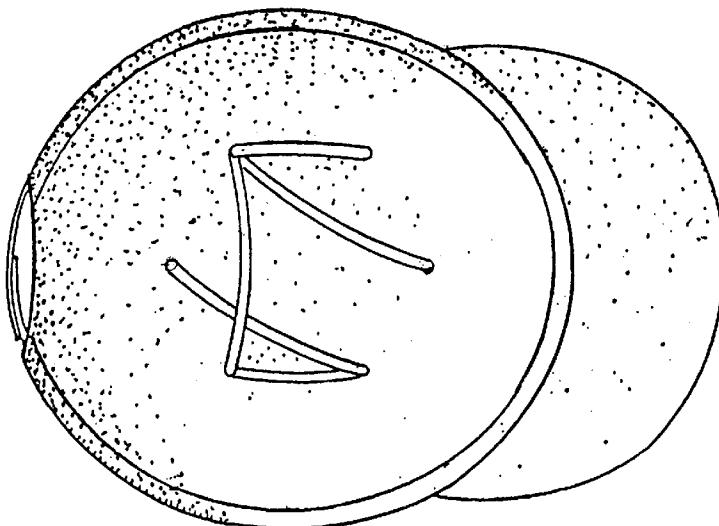


FIG. 5