



(12) **United States Design Patent**
Garza

(10) **Patent No.:** **US D675,517 S**
(45) **Date of Patent:** **** Feb. 5, 2013**

(54) **CONTAINER**

5,584,408 A 12/1996 Orkisz
(Continued)

(75) Inventor: **Dean Garza**, Williamston, MI (US)

FOREIGN PATENT DOCUMENTS

(73) Assignee: **Dart Container Corporation**, Mason, MI (US)

AU 2005202314 12/2006
AU 2010100195 A4 * 4/2010
(Continued)

(**) Term: **14 Years**

OTHER PUBLICATIONS

(21) Appl. No.: **29/398,405**

British Search Report for GB1113170.3, Mar. 23, 2012.

(22) Filed: **Jul. 29, 2011**

(51) **LOC (9) Cl.** **09-03**

Primary Examiner — Stella Reid

(52) **U.S. Cl.** **D9/424**

Assistant Examiner — Lauren Calve

(58) **Field of Classification Search** D9/414,
D9/419, 423, 424, 425, 430, 431, 432, 761;
D7/538, 549, 550.1; 206/499, 508, 557,
206/501; 220/23.4, 23.6, 315, 318, 500,
220/659, 669, 675, 696, 752, 760, 790, 793;
229/105, 117.09, 117.26, 189, 406, 407,
229/902, 905, 915.1

(74) *Attorney, Agent, or Firm* — McGarry Bair

(57) **CLAIM**

The ornamental design for a container, as shown and described.

See application file for complete search history.

DESCRIPTION

(56) **References Cited**

U.S. PATENT DOCUMENTS

2,915,214 A	12/1959	Frankel	
3,082,903 A *	3/1963	Stevens et al.	220/833
3,674,295 A	7/1972	Padovani	
D225,050 S	11/1972	Cannell	
3,794,090 A	2/1974	Commisso	
3,902,621 A	9/1975	Hidding	
4,300,700 A	11/1981	Chang	
4,362,252 A	12/1982	Graff	
4,434,907 A	3/1984	Ingemann	
4,576,330 A	3/1986	Schepp	
4,742,935 A	5/1988	Schellenberg	
4,747,510 A	5/1988	Mack	
RE32,739 E	8/1988	Terauds	
4,804,092 A	2/1989	Jones	
5,038,937 A	8/1991	DiSea, Jr.	
5,046,659 A	9/1991	Warburton	
D327,220 S *	6/1992	Proffitt et al.	D9/423
5,163,575 A	11/1992	Luch et al.	
5,169,014 A	12/1992	Hexamer	
5,405,009 A	4/1995	Hackenbracht	
D360,808 S	8/1995	Meier et al.	
5,507,406 A	4/1996	Urciuoli et al.	

FIG. 1 is a perspective view of the design for a container, having a peripheral wall with an ornamental rib design, and a lid in a closed position according to an embodiment of the invention.

FIG. 2 is a perspective view of the design for the container of FIG. 1 with the lid in the open position.

FIG. 3 is a front elevational view of the design for the container of FIG. 1, with the lid removed for clarity.

FIG. 4 is a rear elevation view of the design for the container of FIG. 1, with the lid removed for clarity.

FIG. 5 is a left side view of the design for the container of FIG. 1, with the lid removed for clarity.

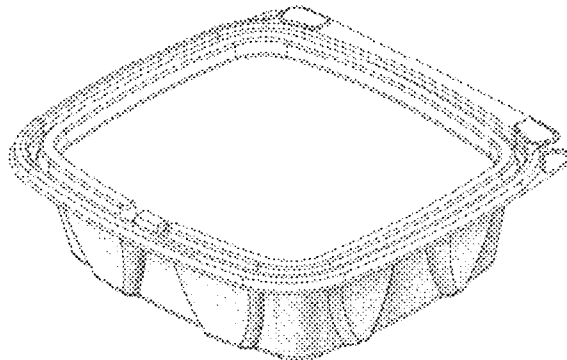
FIG. 6 is a right side view of the design for the container of FIG. 1, with the lid removed for clarity.

FIG. 7 is a top plan view of the design for the container of FIG. 1, with the lid removed for clarity; and,

FIG. 8 is a bottom plan view of the design for the container of FIG. 1, with the lid removed for clarity.

The structures depicted by means of broken lines in the figures have been shown for illustrative purposes only and form no part of the claimed design.

1 Claim, 3 Drawing Sheets



US D675,517 S

Page 2

U.S. PATENT DOCUMENTS

5,699,913	A	12/1997	Richardson	
D408,734	S *	4/1999	McCann	D9/423
5,897,011	A	4/1999	Brilliant et al.	
5,979,687	A	11/1999	Hayes et al.	
5,984,130	A	11/1999	Hayes et al.	
6,042,000	A *	3/2000	Kawamoto	229/406
D459,991	S *	7/2002	Middelbrink	D9/431
D475,620	S *	6/2003	Chen et al.	D9/425
6,572,909	B1	6/2003	Bagwell et al.	
D484,749	S	1/2004	Garraway	
D502,096	S *	2/2005	Wilcock et al.	D9/425
6,918,506	B2	7/2005	Ramirez et al.	
7,073,680	B2	7/2006	Boback et al.	
7,118,003	B2	10/2006	Sellari et al.	
D536,992	S *	2/2007	Garg et al.	D9/737
7,284,673	B2	10/2007	Habeger et al.	
D556,569	S	12/2007	Stein et al.	
D569,243	S	5/2008	Kidd et al.	
7,434,777	B2	10/2008	Swannell et al.	
D593,369	S	6/2009	Green et al.	
7,568,589	B2	8/2009	Vovan	
D601,013	S	9/2009	Petitjean	
7,597,206	B2	10/2009	Atkins et al.	
D605,936	S	12/2009	Durdon et al.	
2005/0161455	A1	7/2005	Studee	
2006/0278652	A1	12/2006	Vovan et al.	
2006/0289549	A1	12/2006	Vovan	
2007/0012710	A1	1/2007	Vovan	
2007/0045317	A1	3/2007	Rosender et al.	
2007/0062949	A1	3/2007	Bordner	
2008/0087669	A2	4/2008	Boback	
2008/0308557	A1	12/2008	Kyle et al.	

2009/0090712	A1	4/2009	Vovan	
2009/0120937	A1	5/2009	Vovan	
2009/0120942	A1	5/2009	Vovan	
2009/0206082	A1	8/2009	Vovan	
2009/0223619	A1	9/2009	Vovan	
2010/0051620	A1	3/2010	Parikh et al.	
2010/0072217	A1	3/2010	Parikh et al.	
2010/0084401	A1	4/2010	Golota et al.	
2010/0102074	A1	4/2010	Parikh et al.	
2011/0000929	A1 *	1/2011	Brown et al.	220/810
2011/0139785	A1 *	6/2011	Strange et al.	220/283
2012/0031921	A1 *	2/2012	Cadiente	220/835

FOREIGN PATENT DOCUMENTS

BE	1017894	A6	10/2009
DE	7816353		11/1978
EP	1336569	A2	8/2003
EP	2210819	A1	7/2010
FR	2494175	A1	5/1982
FR	2622535	A1	5/1989
FR	2779126	A1	12/1999
FR	2903970	A1	1/2008
FR	2907102	A1	4/2008
GB	2195318	A	4/1988
GB	2219284	A	12/1989
GB	2227481	A	8/1990
GB	2234741	A	2/1991
GB	2278838	A	12/1994
GB	2306160	A	4/1997
GB	2412651	A	10/2005
WO	9525675	A1	9/1995

* cited by examiner

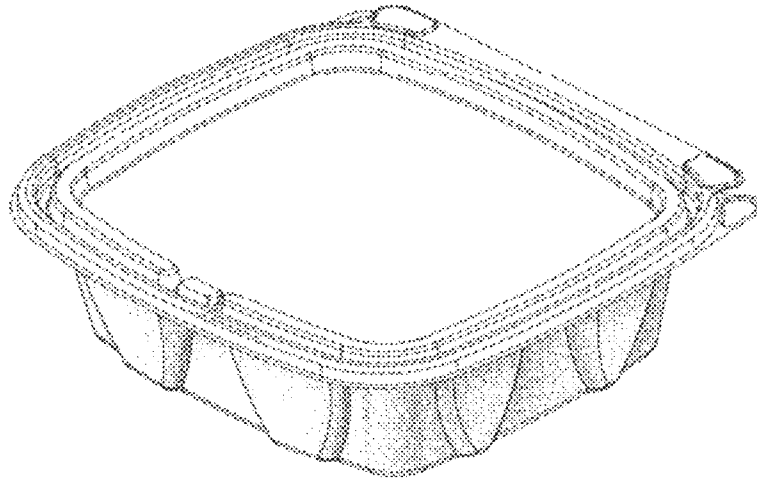


Fig. 1

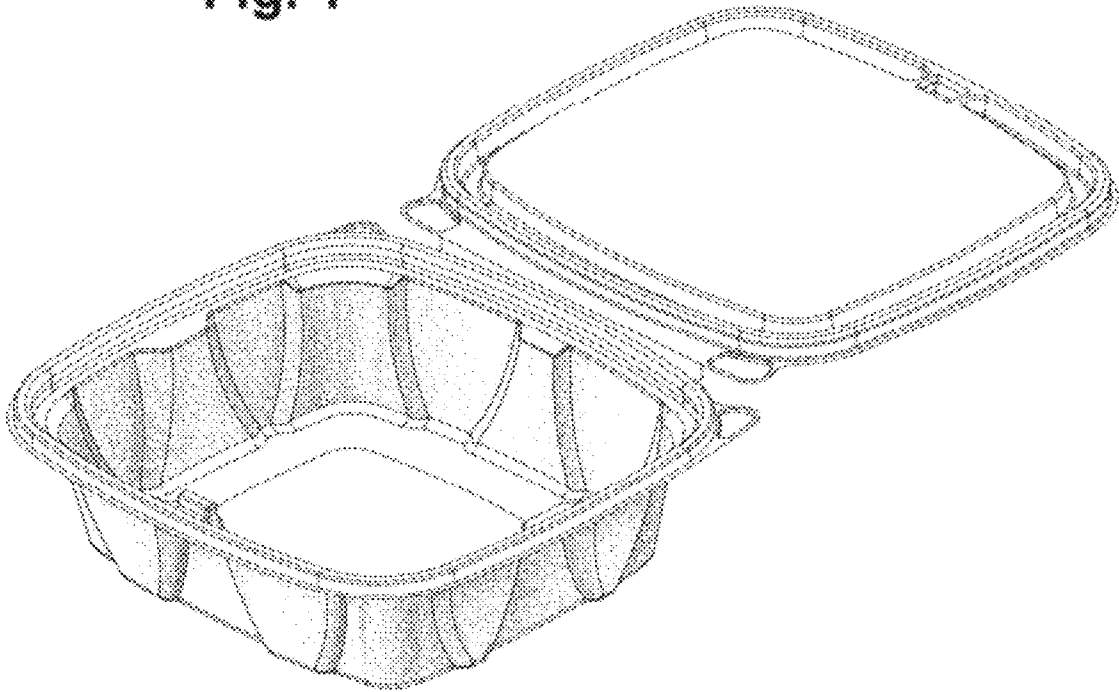


Fig. 2

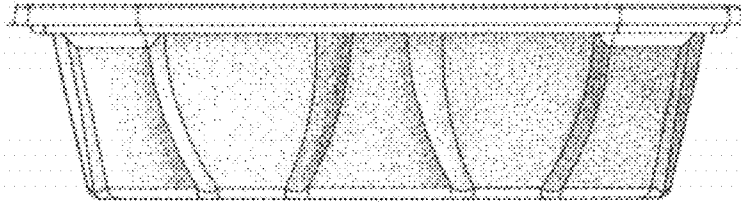


Fig. 3




Fig. 4

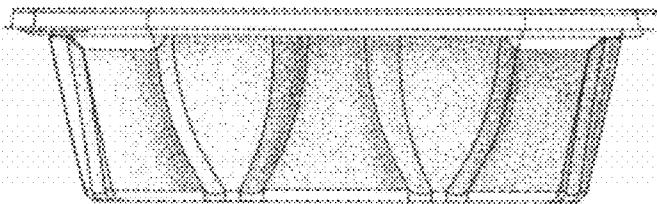


Fig. 5




Fig. 6

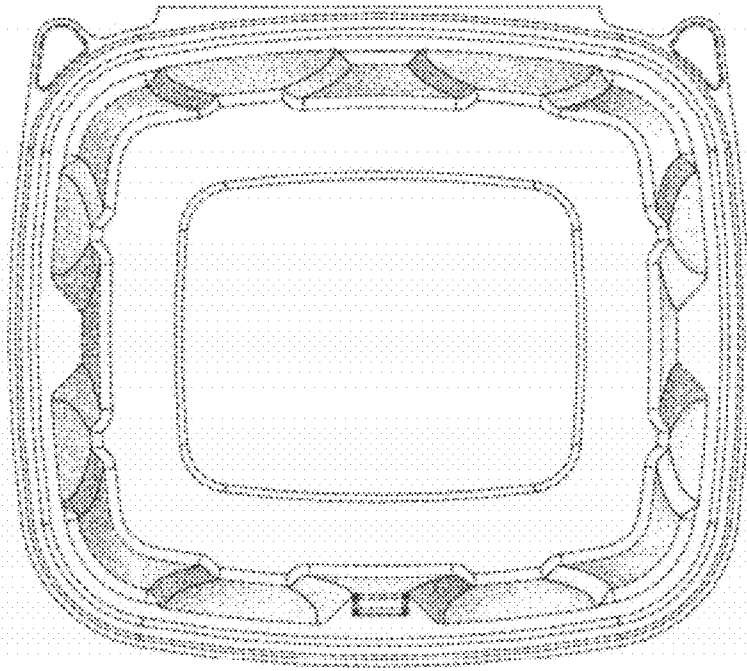


Fig. 7

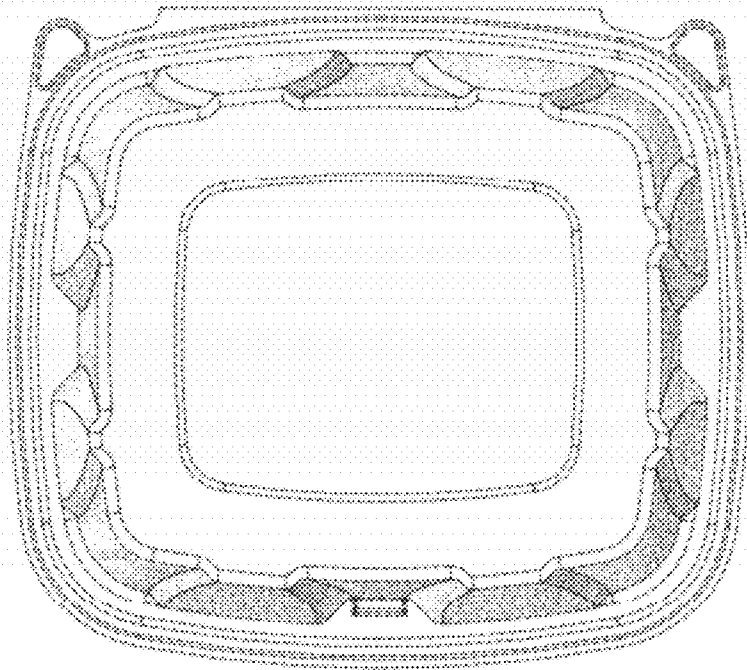


Fig. 8