

(12) STANDARD PATENT
(19) AUSTRALIAN PATENT OFFICE

(11) Application No. **AU 2008358353 B2**

(54) Title
Chloramphenicol acetyl transferase (CAT)-defective somatostatin fusion protein and uses thereof

(51) International Patent Classification(s)
C07K 14/655 (2006.01) **A61K 39/385** (2006.01)
A61K 38/31 (2006.01) **C12P 21/02** (2006.01)

(21) Application No: **2008358353** (22) Date of Filing: **2008.06.25**

(87) WIPO No: **WO09/157926**

(43) Publication Date: **2009.12.30**

(44) Accepted Journal Date: **2013.11.07**

(71) Applicant(s)
Braasch Biotech LLC

(72) Inventor(s)
Haffer, Keith N.;Mendelsohn, Andrew R.;Larrick, James

(74) Agent / Attorney
Davies Collison Cave, Level 15 1 Nicholson Street, MELBOURNE, VIC, 3000

(56) Related Art
Muderhwa J. M, et al., Oil-in-water liposomal emulsions: characterization and potential use in vaccine delivery. J Pharm Sci. 1999 Dec; 88(12): 1332-1339.



(43) International Publication Date
30 December 2009 (30.12.2009)

(10) International Publication Number
WO 2009/157926 A1

(51) International Patent Classification:

A61K 38/31 (2006.01) *C12P 21/02* (2006.01)
C07K 14/655 (2006.01) *A61K 39/385* (2006.01)

(21) International Application Number:

PCT/US2008/068195

(22) International Filing Date:

25 June 2008 (25.06.2008)

(25) Filing Language:

English

(26) Publication Language:

English

(71) Applicant (for all designated States except US):

BRAASCH BIOTECH LLC [US/US]; 621 N. Main Avenue, Garretson, SD 57030 (US).

(72) Inventors; and

(75) Inventors/Applicants (for US only): **MENDELSON, Andrew R.** [US/US]; 2462 Wyandotte Street, Mountain View, CA 94043 (US). **HAFFER, Keith N.** [US/US]; 621 N. Main Avenue, Garretson, SD 57030 (US). **LARRICK, James** [US/US]; 2462 Wyandotte Street, Mountain View, CA 94043 (US).

(74) Agents: **SWANSON, Barry J.** et al.; Swanson & Bratschun, L.L.C., 8210 SouthPark Terrace, Littleton, CO 80120 (US).

(81) Designated States (unless otherwise indicated, for every

kind of national protection available): AE, AG, AL, AM, AO, AT, AU, AZ, BA, BB, BG, BH, BR, BW, BY, BZ, CA, CH, CN, CO, CR, CU, CZ, DE, DK, DM, DO, DZ, EC, EE, EG, ES, FI, GB, GD, GE, GH, GM, GT, HN, HR, HU, ID, IL, IN, IS, JP, KE, KG, KM, KN, KP, KR, KZ, LA, LC, LK, LR, LS, LT, LU, LY, MA, MD, ME, MG, MK, MN, MW, MX, MY, MZ, NA, NG, NI, NO, NZ, OM, PG, PH, PL, PT, RO, RS, RU, SC, SD, SE, SG, SK, SL, SM, SV, SY, TJ, TM, TN, TR, TT, TZ, UA, UG, US, UZ, VC, VN, ZA, ZM, ZW.

(84) Designated States (unless otherwise indicated, for every

kind of regional protection available): ARIPO (BW, GH, GM, KE, LS, MW, MZ, NA, SD, SL, SZ, TZ, UG, ZM, ZW), Eurasian (AM, AZ, BY, KG, KZ, MD, RU, TJ, TM), European (AT, BE, BG, CH, CY, CZ, DE, DK, EE, ES, FI, FR, GB, GR, HR, HU, IE, IS, IT, LT, LU, LV, MC, MT, NL, NO, PL, PT, RO, SE, SI, SK, TR), OAPI (BF, BJ, CF, CG, CI, CM, GA, GN, GQ, GW, ML, MR, NE, SN, TD, TG).

[Continued on next page]

(54) Title: CHLORAMPHENICOL ACETYL TRANSFERASE (CAT)-DEFECTIVE SOMATOSTATIN FUSION PROTEIN AND USES THEREOF

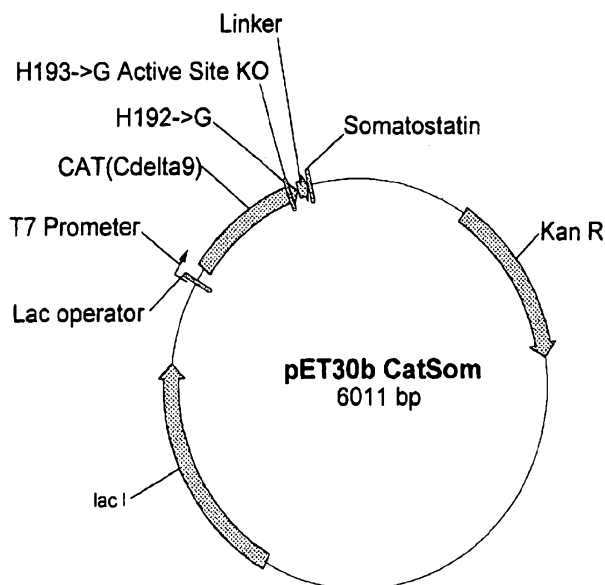


Fig. 1

(57) Abstract: Chimeric somatostatin-based polypeptides, polynucleotides used to encode the polypeptides, the methods for isolating and producing the polypeptides and the uses thereof are provided. In addition, low cost adjuvants for enhanced immunogenic response are provided. Vaccinations that include both chimeric somatostatin-based polypeptides and novel adjuvants are included, useful in facilitating farm animal productivity.

WO 2009/157926 A1



Published:

— *with international search report (Art. 21(3))*

CHLORAMPHENICOL ACETYL TRANSFERASE (CAT)-DEFECTIVE SOMATOSTATIN FUSION PROTEIN AND USES THEREOF

TECHNICAL FIELD

[0001] The present invention relates to chimeric somatostatin-based polypeptides, polynucleotides used to encode the polypeptides, the means for isolating and producing the polypeptides, and to the uses thereof. The present invention also relates to novel adjuvants and immunization compositions for enhanced immunogenicity of, for example, chimeric somatostatin-based polypeptides of the invention as well as to other like antigens.

BACKGROUND OF THE INVENTION

[0002] Somatostatin (also known as growth hormone inhibiting hormone or GHIH) is a peptide hormone produced in the hypothalamus as well as certain portions of the digestive system. Somatostatin is generally involved in regulation of the endocrine system via interactions with G-protein-coupled somatostatin receptors. This somatostatin-based signaling cascade leads to a number of actions spread throughout the body.

[0003] Relevant to aspects of the present invention, somatostatin is known to inhibit the release of growth hormone and thyroid stimulating hormone from the anterior pituitary. (Patel YC and Srikant CB, Somatostatin and its receptors Adv Mol Cell Endocrinol, 1999. 3 43-73). Other hormones inhibited by somatostatin include insulin, glucagon, secretin, gastrin, pepsin, maletin, etc. (Patel YC and Srikant CB Somatostatin and its receptors Adv Mol Cell Endocrinol, 1999. 3 43-73). The ability of somatostatin to regulate so many factors/hormones necessary for growth and utilization of food has made somatostatin a central target for controlling animal growth in the animal husbandry field, *i.e.*, inhibiting somatostatin results in increased levels of growth hormone being present in a target animal and thereby results in animals with enhanced capacity to produce milk, to provide greater amounts of meat, etc.

[0004] In particular, immunization of animals to somatostatin has been recognized as a means of neutralizing somatostatin in a target animal and thereby removing somatostatin's normal inhibitory effects on various aspects of the animal's productivity, *e.g.*, milk production in a dairy cow. Reichlin S., ed., 1987, Somatostatin, Basic and Clinical Status, Plenum Press, New York (pp 3-50, 121-136, 146-156, 169-182, 221-228, 267-274) Spencer G.S., 1985, Hormonal

systems regulating growth, review, Livestock Production Science, 12, 31-46. Importantly, these somatostatin-based immunization procedures avoid the direct use of anabolic hormones, e.g., growth hormone, and the like, in the animal and allow for small changes in the concentration of the endogenous anabolic factors and thereby ecologically pure food products.

[0005] Somatostatin is known to have a relatively short half-life in the blood. In order to enhance the immunologic effects of somatostatin, immunization protocols have been developed to enhance the proteins half-life by conjugating somatostatin to target carrier proteins. These conjugated somatostatin proteins are designed to have increased half-life and increased antigenicity in the blood and therefore provide enhanced benefits (especially in light of the cost of preparing somatostatin). For example, chimeric somatostatin proteins are disclosed in U.S. Patent No. 6,316,004, (and corresponding European Patent EP0645454) where various conjugated somatostatin-containing proteins are shown to have increased antigenicity and function with regard to productivity of farm animals as compared to other conventional immunization or anabolic hormone-based procedures.

[0006] However, lower dose, higher antigenicity based immunization compositions and procedures are needed to improve overall productivity and timeliness in the animal husbandry field. The present invention is directed toward providing these more antigenic and functionally active somatostatin-based immunization compounds, compositions and procedures.

[0007] Against this backdrop the following disclosure is provided.

SUMMARY OF THE INVENTION

[0008] The present invention provides novel polypeptides, and the polynucleotides that encode them, having enhanced immunogenicity of somatostatin. Polypeptides of the invention include somatostatin-14 fused to a substantially inactivated chloramphenicol acetyl transferase protein via a functionally optimized linker. The chimeric polypeptides of the invention provide highly effective and low cost materials for use in the animal husbandry field, as is described in more detail below. Embodiments of the invention include the amino acid and nucleic acid sequences as defined in SEQ ID NOs: 1-14.

[0009] The present invention also provides production and purification procedures for making the chimeric polypeptides of the invention in an endotoxin free and highly functional state. Endotoxin free polypeptides provide a substantial and unexpected advantage for use in

certain target animals, where small amounts of endotoxin, typically thought advantageous for eliciting an immunogenic response, actually lead to significant functional disadvantage. This is particularly the case when polypeptides of the invention are used to immunize United States bred and raised dairy cows. In addition, because the chimeric polypeptides of the invention show enhanced function as compared to conventional materials, smaller and lower number of doses are used to immunize target animals. This decrease in required amounts also provides a resultant reduction of endotoxin in vaccines of the invention. The combination of endotoxin free isolation and smaller use amount of the chimeric polypeptides of the invention allows for substantially endotoxin free vaccines to be used herein.

[0010] The invention also provides adjuvant compositions having enhanced function and safety as compared to conventional adjuvant materials. Adjuvants herein do not contain animal-derived materials and are free of most known chemical carcinogens, e.g., benzene and other like materials. Adjuvant compositions herein have proven to be unexpectedly effective at eliciting immune response when combined with target antigens.

[0011] The invention further provides vaccines containing the chimeric polypeptides of the invention with adjuvant compositions of the invention. Vaccines herein are used for inducing immune responses in vaccinated mammals and avian, for example, target farm animals. Illustrative farm animals for use herein include: dairy cows, pigs, sheep, goats, turkeys, rabbits, and bull calves. In some aspects the polypeptides of the invention are prepared and purified with low or no associated endotoxin. These vaccines have been optimized to elicit safe and enhanced immunogenic reactions in the target animal.

[0012] The invention further includes methods for vaccinating target mammals and avians using the vaccines of the invention. Illustrative methods are provided for vaccination of dairy cows to enhance milk production in a safe (for both animal and end-user), cost-effective and highly useful manner. Other illustrative methods include vaccination of piglets, sheep, turkeys, goats, rabbits or bull calves to enhance meat (and particularly lean meat) production in a target animal in a safe and cost-effective manner.

[0013] These and various other features and advantages of the invention will be apparent from a reading of the following detailed description and a review of the appended claims

BRIEF DESCRIPTION OF THE DRAWINGS

[0014] Figure 1 is an illustrative schematic of a pET30b CatSom plasmid in accordance with embodiments of the present invention. The plasmid includes a Kanamycin resistance marker, a Lac operator, T7 promoter, CAT coding sequence all in accordance with embodiments of the invention, a linker region in accordance with the invention herein and a somatostatin encoding region in accordance with the invention are also included.

[0015] Figure 2 is an illustrative stained SDS-PAGE showing a 28KD band corresponding to the predicted size of a codon-optimized, CAT-defective somatostatin polypeptide of the invention. Lane 1 is LB + IPTG, reduced, Lane 2 is LB, reduced, Lane 3 is LB + IPTG and Lane 4 is LB.

[0016] Figure 3A and 3B are tables showing milk production in liters per day of vaccinated (using vaccines as described in the Examples) and control dairy cattle (BSY). Each cow had a specific number identification as shown in each table.

IDENTIFICATION OF SEQUENCES AND SEQUENCE IDENTIFIERS

[0017] SEQ ID NO: 1 AGCKNFFWKFTTSC

[0018] SEQ ID NO 1a GCTGGCTGCAAGAATTTCTTCTGGAAGACTTTCACA
TCCTGT

[0019] SEQ ID NO: 2 (His192->Gly, His193->Gly):

Atggagaaaaaatcactggatataccaccgttgatatatcccaatggcatcgtaaagaacatttgaggcatttcagtcagttgctcaatgta
cctataaccagaccgttcagctggatattacggcctttttaaagaccgtaaagaaaaataagcacaagtttatccggcctttattcacattctg
cccgcctgatgaatgctcatccggaattccgtatggcaatgaaagacggtagctggatgggatagtgtcaccctgttacaccgtttt
ccatgagcaaaactgaaacgttttcacgctctggagtgaataccacgacgatttcggcagtttctacacatatattcgcaagatgtggcgtgtt
acgggtgaaaacctggcctatttcctaaagggtttattgagaatatgttttcgtctcagccaatccctgggtgagtttcaccagtttgattaaac
gtggccaatatggacaacttctcgtcccccgttttcaccatgggcaaattattatcgaagcgacaagggtgctgatgccgctggcgattcag
gttggtggtgccgtttgtgatggcttccatgtcgccgtatgcttaataactgcagcag

[0020] SEQ ID NO: 3: (His192->Gly, His193->Gly):

Mekkitgyttvdisqwhrkehfeafqsvaqtynqvtqliditaflktvkknkhkfyfafihiarlmnahpefrmamkdgelviwds
vhpcytfvheqtetfsslwseyhddfrqlhiysqdvacygenlayfpkgfienmffvsanpwvsfslnvanmdnffapvftmg
kyytqgdkvlmplaiqvvgavcdghvgrmlnelqq

[0021] SEQ ID NO: 4 (His193->Gly)

Atggagaaaaaatcactggatataccaccgttgatataccaatggcatcgtaaagaacattttgaggcatttcagtcagttgctcaatgta
cctataaccagaccgttcagctggatattacggccttttaagaccgtaaagaaaaataagcacaagttttatccggcctttattcacattcttg
cccgcctgatgaatgctcatccggaattccgtatggcaatgaaagacggtagctggtgatatgggatagtgttcacccctgttacaccgtttt
ccatgagcaaaactgaaacgtttcatcgcctctggagtgaataccacgacgatttccggcagttttacacatatattcgcaagatgtggcgtgtt
acggtgaaaacctggcctatttccctaaagggtttattgagaatatgttttcgtctcagccaatccctgggtgagtttcaccagttttgatttaaac
gtggccaatatggacaacttctcgccccgtttcaccatgggcaaatattatacgcaaggcgacaagggtgctgatgccgctggcgattcag
gttcatgggtgccgtttgtgatggcttccatgtcggccgtatgcttaatgaactgcagcag

[0022] SEQ ID NO:5 (1 His193->Ala)

Atggagaaaaaatcactggatataccaccgttgatataccaatggcatcgtaaagaacattttgaggcatttcagtcagttgctcaatgta
cctataaccagaccgttcagctggatattacggccttttaagaccgtaaagaaaaataagcacaagttttatccggcctttattcacattcttg
cccgcctgatgaatgctcatccggaattccgtatggcaatgaaagacggtagctggtgatatgggatagtgttcacccctgttacaccgtttt
ccatgagcaaaactgaaacgtttcatcgcctctggagtgaataccacgacgatttccggcagttttacacatatattcgcaagatgtggcgtgtt
acggtgaaaacctggcctatttccctaaagggtttattgagaatatgttttcgtctcagccaatccctgggtgagtttcaccagttttgatttaaac
gtggccaatatggacaacttctcgccccgtttcaccatgggcaaatattatacgcaaggcgacaagggtgctgatgccgctggcgattcag
gttcatgctgccgtttgtgatggcttccatgtcggccgtatgcttaatgaactgcagcag

[0023] SEQ ID NO:6 (1 His+CAT wt)

Atggagaaaaaatcactggatataccaccgttgatataccaatggcatcgtaaagaacattttgaggcatttcagtcagttgctcaatgta
cctataaccagaccgttcagctggatattacggccttttaagaccgtaaagaaaaataagcacaagttttatccggcctttattcacattcttg
cccgcctgatgaatgctcatccggaattccgtatggcaatgaaagacggtagctggtgatatgggatagtgttcacccctgttacaccgtttt
ccatgagcaaaactgaaacgtttcatcgcctctggagtgaataccacgacgatttccggcagttttacacatatattcgcaagatgtggcgtgtt
acggtgaaaacctggcctatttccctaaagggtttattgagaatatgttttcgtctcagccaatccctgggtgagtttcaccagttttgatttaaac
gtggccaatatggacaacttctcgccccgtttcaccatgggcaaatattatacgcaaggcgacaagggtgctgatgccgctggcgattcag
gttcatgggtgccgtttgtgatggcttccatgtcggcagaatgcttaatgaactgcagcag

[0024] SEQ ID NO: 7 (one H->G):

Mekkitgyttvdisqwhrkehfeafqsvaqtynqtvqlditaflktvkknkhkfyapafihilarlmnahpefrnmamkdgelviwds
vhpcytfvheqtetfsslwseyhddfrqflhiysqdvacygenlayfpkgfienmffvsanpwvsfslnvanmdnffapvftmg
kyytqgdkvimplaiqvhgavcdgfhvgrmlnelqq

[0025] SEQ ID NO: 8: (H->A)

Mekkitgyttvdisqwhrkehfeafqsvaqtynqtvqlditaflktvkknkhkfyapafihilarlmnahpefrnmamkdgelviwds
vhpcytfvheqtetfsslwseyhddfrqflhiysqdvacygenlayfpkgfienmffvsanpwvsfslnvanmdnffapvftmg
kyytqgdkvimplaiqvhaavcdgfhvgrmlnelqq

[0026] SEQ ID NO: 9

tgggaactgcaccgttctgggtccacgccccgcgcctcgeccacgtccggaattcatg

[0027] SEQ ID NO: 10

welhrsgprprprprpefm

[0028] SEQ ID NO: 11

welhrsgp(rp)nefm where $n > 1$

[0029] SEQ ID NO: 12

Atggagaaaaaatcactggatataccaccgttgatataccaatggcatcgtaaagaacatttgaggcatttcagtcagttgctcaatgta
cctataaccagaccgttcagctggatattacggccttttaagaccgtaaagaaaaataagcacaagtttatccggcctttattcacattcttg
cccgcctgatgaatgctcatccggaattccgtatggcaatgaaagacgggtgagctggtgatatgggatatgttcaccctgttacaccgtttt
ccatgagcaaaactgaaacgttttcacgtctggtgagtgatgaataccacgacgatttcggcagtttctacacatatattcgcaagatgtggcgtgtt
acgggtgaaaacctggcctatttcctaaagggtttattgagaatatgttttcgtctcagccaatccctgggtgagtttcaccagttttgatttaaac
gtggccaatatggacaacttctcgccccgttttcaccatgggcaaatattatacgcaaggcgacaagggtgctgatccgctggcgattcag
gttggtggtgccgtttgtgatggcttccatgtcggccgtatgcttaatgaactgcagcagtggggaactgcaccgttctggtccacgccccgcgc
cctcgccacgtccggaattcatggcgggtgcaagaacttcttttgaaaacctttacgagctgc

[0030] SEQ ID NO: 13

mekkitgyttvdisqwhrkehfeafqsvaqtynqtvql ditaflktvkknkhkfy pafihilarlmnahpefrmamkdgelviwds v
hpcytfheqtetfsslwseyhddfrqflhiysqdvacygenlayfpkgfienmffvsanpwvsfstdlnvanmdnffapvftmgk
yytqgdkvlmplaiqvvgavcdgfhvgrmlnelqqwelhrsgprprprpefmagcknffwktftsc

[0031] SEQ ID NO: 14

mekkitgyttvdisqwhrkehfeafqsvaqtynqtvql ditaflktvkknkhkfy pafihilarlmnahpefrmamkdgelviwds v
hpcytfheqtetfsslwseyhddfrqflhiysqdvacygenlayfpkgfienmffvsanpwvsfstdlnvanmdnffapvftmgk
yytqgdkvlmplaiqvvhavcdgfhvgrmlnelqqwelhrsgprprprpefmagcknffwktftsc

DETAILED DESCRIPTION OF THE INVENTION

[0032] Embodiments of the present invention provide chimeric polypeptides, and nucleic acid constructs that encode the same, having enhanced immunogenicity of somatostatin.

Embodiments herein include methods for preparing the chimeric protein as well as methods for using the chimeric protein to increase certain productivity of target farm animals, and especially for increasing milk production in dairy cows and meat production of cattle, pigs, sheep, rabbits, goats, bull calves, etc.

[0033] Embodiments of the present invention also include novel adjuvants for use with the chimeric proteins of the invention for enhanced immunogenicity in a target animal, enhanced safety for the target animal being vaccinated and enhanced safety for a user of the target animal, *i.e.*, consumer of the vaccinated animal or consumer of a product from the vaccinated animal.

[0034] In one aspect, the invention provides chimeric somatostatin protein designed for enhanced immunogenicity of somatostatin. Chimeric somatostatin protein embodiments include an amino acid sequence of somatostatin-14 linked by a linker sequence to a substantially inactivated chloramphenicol acetyl transferase (CAT) truncated protein. In some cases the linker (also referred to herein as a spacer) has been optimized to enhance production of the chimeric polypeptide in target host cells. In other cases, methods are provided for producing and isolating these enhanced amounts of chimeric protein in a substantially endotoxin free state.

[0035] In another aspect, the invention provides novel adjuvant compositions (which do not contain any animal derived proteins or chemicals, like benzene) and vaccines that incorporate chimeric somatostatin proteins of the invention. Embodiments include unexpectedly effective

adjuvant/chimeric somatostatin protein (typically substantially endotoxin free), *i.e.*, novel vaccines, compositions for inducing antigenicity in vaccinated target farm animals. In some embodiments the target farm animal is a dairy cow, bull calve, pig, goat, etc. Note that although the adjuvants of the present invention are described in combination with the chimeric somatostatin proteins herein, it is envisioned that the inventive adjuvants herein could be used with other vaccines and in a variety of target animals, e.g., humans, pigs, dogs, cats, etc.

[0036] In other aspects, methods are provided for vaccinating target farm animals using as few as one dose of this novel vaccine to obtain enhanced productivity, and in particular, enhanced milk production in dairy cows and other like farm animals. These improved dose procedures (fewer number of vaccinations and smaller concentration of chimeric somatostatin) provide for time effectiveness and lower costs, which when extended to the dairy industry represents a significant advancement in farm animal productivity. Also, the methods herein avoid use of recombinant growth hormone therapy which are a concern within the health care industry, *i.e.*, both to the target farm animal, the end user and the environment where excretion of recombinant growth hormone is released into the ground water supply.

[0037] Definitions

[0038] The following definitions are provided to facilitate understanding of certain terms used frequently herein and are not meant to limit the scope of the present disclosure.

[0039] The term “amino acid” refers to any of the twenty naturally occurring amino acids as well as any modified amino acid sequences. Modifications may include natural processes such as posttranslational processing, or may include chemical modifications which are known in the art. Modifications include but are not limited to: phosphorylation, ubiquitination, acetylation, amidation, glycosylation, covalent attachment of flavin, ADP-ribosylation, cross-linking, iodination, methylation, and the like.

[0040] The terms “chimeric polypeptide” or fusion protein refer to a first polypeptide having attached a second, heterologous polypeptide, such that the first and second polypeptides are expressed in frame. Often the two polypeptides can be attached via a linker or spacer segment to optimize expression and function of the chimeric polypeptide(s) of the invention.

[0041] The term “endotoxin” refers to toxins associated in the cell walls of gram negative bacteria. In some cases the toxins are lipopolysaccharide components of bacterial membranes.components of outer membrane of gram negative bacteria cell walls.

[0042] The term “host cell” or “host cells” refers to cells established in *ex vivo* culture. It is a characteristic of host cells discussed herein that they be capable of expressing the chimeric proteins of the invention. Examples of suitable host cells useful for aspects of the invention include, but are not limited to, bacterial, yeast, insect and mammalian cells. Specific examples of such cells include SF9 insect cells (Summers and Smith, 1987, Texas Agriculture Experiment Station Bulletin, p1555), *E.Coli* cells (BL21(DE3), Novagen), yeast (*Pichia Pastoris*, Invitrogen) and human liver cells (Hep G2 (ATCC HB8065).

[0043] The term “nucleic acid sequence” refers to the order of sequence of deoxyribonucleotides along a strand of deoxyribonucleic acid. The order of these deoxyribonucleotides determines the order of the amino acids along a polypeptide chain. The deoxyribonucleotide sequence codes for the amino acid sequence.

[0044] The terms “protein,” “peptide,” and “polypeptide” are used interchangeably to denote an amino acid polymer or a set of two or more interacting or bound amino acid polymers.

[0045] The term “substantially” refers to a “great extent,” for example, substantially removed means that at least 75%, more typically at least 80%, 85%, 90%, 95% and most typically 96%, 97%, 98%, 99% of the target material is removed; substantially inactive means at least 75%, more typically 80%, 85%, 90%, 95% and most typically 96% 97%, 98%, 99% of an enzyme is inactivated. As such a substantially inactive CAT enzyme is one that has 75%, 80%, 85%, 90%, 95% 96%, 97%, 98%, 99% or 100% of its activity removed. (CAT activity can be determined using known functional assays, for example binding of n-Butyryl Coenzyme A to radiolabelled chloramphenicol and subsequent measurement by Liquid Scintillation Counting (LCS); by determining the amount of radioactive label transferred from [¹⁴Cacetyl CoA to chloramphenicol by thin layer chromatography (see Molecular Cloning: A Laboratory Model, 3rd ed., J Sambrook and DW Russell, 2001. Cold Spring Harbor Press] or other known or like assays).

[0046] The term “vector” is used in reference to nucleic acid molecules that transfer DNA segment(s) from one cell to another cell. The term “vehicle” is sometimes used interchangeably with vector. Two common types of vectors are plasmids and viral vectors.

[0047] Somatostatin

[0048] A number of studies have shown that animals immunized with somatostatin have an average daily gain of 10-20%, an appetite reduced by 9% and an 11% increase in the efficiency of food utilization. Animals immunized with somatostatin, and also their offspring, have correct proportions, and the distribution of the weight of the animals between the muscles, bones and fat is the same as in control animals (see Reichlin, 1987). Therefore, somatostatin immunization provides a useful and safe way of enhancing a target animal's productivity. This is particularly the case when compared with use of recombinant growth hormone, which use has raised concerns over hormone in milk or meat from treated animals or for the safety of the animals themselves or for build-up of the hormone in the ecosystem, particularly the ground water supply.

[0049] Somatostatin-14 is a biologically active tetradecapeptide produced in the hypothalamus and gastrointestinal tract. The amino acid sequence of the tetradecapeptide is AGCKNFFWKFTFTSC (SEQ ID NO: 1). The sequence of somatostatin-14 is highly conserved among mammals (Lin XW et al. Evolution of neuroendocrine peptide systems: gonadotropin-releasing hormone and somatostatin. Comp Biochem Physiol C Pharmacol Toxicol Endocrinol. 1998 119(3):375-88.) The tetradecapeptide is encoded by a nucleic acid sequence GCTGGCTGCAAGAATTTCTTCTGGAAGACTTTCACATCCTGT (SEQ ID NO: 1a) (note that other nucleic acid sequences can be used to code SEQ ID NO:1, however, SEQ ID NO: 1a is provided for illustrative purposes).

[0050] Somatostatin-14 is known to have a strong inhibitory effect on a large number of hormones involved in the growth and utilization of food in animals. As previously described in US Patent No. 6,316,004 (incorporated herein by reference for all uses), somatostatin-14 and chimeric versions of somatostatin can be used in immunization of animals for increase in daily weight and, where appropriate, milk production. These immunization procedures were preformed with conventional adjuvants and did not utilize the somatostatin-based materials of this invention. Note that treatment of target animals with anti-somatostatin antibodies has proven to be overly costly and functionally non-dramatic, thereby eliminating direct antibody treatment as non-practical. Muromtsev G.S., et al., 1990, Basics of agricultural biotechnology, Agropromizdat, Moscow, pp 102-106. One aspect of the present invention is based on the

concept that the anti-somatostatin antibodies formed by compositions and methods described herein attenuate but do not completely eliminate the mostly inhibitory actions of somatostatin in the target animal. This process produces a natural and proportional increase in growth and productivity in immunized target animals.

[0051] As such, aspects of the present invention facilitate somatostatin based immunization by providing highly immunogenic materials for use in immunizing target animals. These somatostatin based immunization compounds have been optimized for expression and antigenicity. In some embodiments, somatostatin-14 is expressed as a codon-optimized, CAT-deficient somatostatin chimeric polypeptide. These materials provide an unexpected improvement over other immunization based vaccines.

[0052] **Novel Codon-Optimized, CAT-Deficient Somatostatin Constructs**

[0053] One aspect of the invention provides isolated nucleic acid molecules that encode chimeric proteins having optimized somatostatin immunogenic activity. In particular, embodiments of the invention include novel nucleic acid constructs that encode CAT fusion proteins having immunogenic activity for somatostatin. These polypeptides have been identified for optimal functional activity in immunization procedures.

[0054] In one embodiment, a construct having a schematic as shown in Figure 1 is provided to encode the chimeric polypeptides of the invention. Nucleic acid constructs of the invention generally encode an inactive CAT enzyme without 10 C-terminal amino acids and includes one or two histidine replaced amino acids. Substantial inactivation of CAT avoids adverse reactions to CAT in the injected target animal (and thereby avoidance of CAT resistance). Note that chloramphenicol is a commonly used antibiotic in the cattle industry and resistance to chloramphenicol in cattle would be adverse to the safety of animals vaccinated using materials of the invention. As such, constructs having an inactivated CAT have the immunogenicity of CAT without the adverse side-effects of resistance in vaccinated animals (a problematic safety issue for the animals).

[0055] The CAT enzyme is inactivated by removing the imidazole group of His193 (His195 in the canonical CAT_{III} variant, see Lewendon et al below). In another embodiment the CAT enzyme is inactivated by removing the imidazole groups of both His 193 and nearby His192 (respectively His195 and His194 for CAT_{III}). Removal of the essential His193 (His195

in CAT_{III}) imidazole group from the active site of CAT and replacement with a alanine, glycine or other like amino acid results in substantial inactivation of the CAT enzyme (Lewendon A et al. (1994). Replacement of catalytic histidine-195 of chloramphenicol acetyl transferase: evidence for a general base role for glutamate. Biochemistry. 33(7):1944-50.). Finally, embodiments herein can also include CAT enzyme inactivation through removal of the imidazole group of His192 alone (His 194 for CAT_{III}). As for His193, replacement can be with an alanine, glycine or other like amino acid.

[0056] In some aspects, the one or more replaced histidine amino acids are encoded by nucleic acids located at position numbers 574-576 and 577-579 of SEQ ID NO: 2 (corresponding to amino acid numbers 192 and 193 in SEQ ID NO:3). In some embodiments the nucleic acid sequences of the invention include SEQ ID NO: 4, SEQ ID NO: 5 and SEQ ID NO:6. Chimeric proteins of the invention that include the histidine replaced constructs herein provide highly immunogenic proteins with little or no CAT activity, a significant improvement over the existing art. The substantially inactivated CAT enzyme embodiments are attached to a somatostatin polypeptide of the invention. This attachment can be made directly or with a linker (as described more fully below).

[0057] Inactivation of the target sites (His192 and/or His193) can be accomplished via any number of known procedures to those skilled in the art including site-directed mutagenesis and synthetic gene assembly. In one embodiment, the nucleic acid sequence that encodes histidine 193 is modified to encode an alanine, glycine or other like amino acid. In another embodiment, the nucleic acid sequences that encodes histidine 192 is modified to encode alanine, glycine or other like amino acids. Typical combination replacements for the 192 and 193 chimeric polypeptide include: alanine, alanine; alanine, glycine; glycine, alanine; and glycine, glycine.

[0058] Embodiments of the present invention also include the amino acid sequences for CAT deficient polypeptides of the invention, including amino acid sequence having SEQ ID NO: 7, 8 and 3 (corresponding to his → gly at 193, his→ala at 193, and his→ gly at both 192 and 193).

[0059] As shown in Figure 1, the substantially non-active CAT enzyme can be linked to somatostatin-14 via a variable length spacer. The spacer being required to insure presentation of the encoded somatostatin on a global surface. Spacer embodiments herein provide for optimal

protease resistance and for optimal epitope exposure and inclusion in chimeric polypeptides of the invention have shown unexpected improvement over constructs not having the linker sequence(s) of the present invention.

[0060] Spacer embodiments, therefore, have been optimized in length and composition to ensure CAT-defective somatostatin expression in various microorganisms, and in particular in *E. Coli*. Original constructs as described in US Patent No. 6,316,004, included a spacer having rare *E. Coli* codons and required the co-expression of rare tRNAs from a second or helper plasmid. Spacer embodiments herein remove these rare *E. Coli* codons and thereby remove the need for a second helper plasmid, an improvement over previous technology.

[0061] In typical embodiments, the spacer has a nucleic acid sequence of `tggaactgcaccgttctgtgtccacgccccgcgcctcgcccacgtccggaattcatg` (SEQ ID NO:9). One example of a spacer of the invention has an amino acid sequence of `welhrsgprprprpefm` (SEQ ID NO:10). A typical amino acid sequence for a spacer of the invention is `welhrsgp(rp)nefm` where $n > 1$ (SEQ ID NO:11). As noted above, these novel spaces sequences provide for enhanced protease resistance (thereby allowing for increased production as compared to constructs disclosed in U.S. Patent No. 6,316,004) and optimal somatostatin-14 exposure. The combination of somatostatin-14 attached to a substantially inactivated CAT enzyme (histidine replaced constructs) by an optimally configured linker showed unexpected and surprising improvement over other conventional materials when used to immunize target animals for enhanced productivity.

[0062] Although not as optimal in function, other linker sequences of variable length can be used to attach the somatostatin-14 to the substantially inactive CAT enzyme. In addition, it is envisioned that a direct fusion of the somatostatin-14 to the substantially inactive CAT enzyme could also be used herein, and is considered to be within the scope of the present invention.

[0063] Vectors and Host Cells

[0064] The present invention also relates to vectors comprising the polynucleotide molecules of the invention, as well as host cells transformed with such vectors. Any of the polynucleotide molecules of the invention may be joined to a vector, which generally include a selectable marker and origin of replication, for the propagation host of interest. Host cells are genetically engineered to include these vectors and thereby express the polypeptides of the invention. Generally, vectors herein include polynucleotides molecules of the invention

operably linked to suitable transcriptional or translational regulatory sequences, such as those for microbial or viral host cells. Examples of regulatory sequences include transcriptional promoters, operators, or enhancers, mRNA ribosomal binding sites, and appropriate sequences which control transcription and translation. Nucleotide sequences are operably linked when the regulatory sequences herein functionally relate to the chimeric polypeptide encoding polynucleotides of the invention.

[0065] Typical vehicles include plasmids, yeast shuttle vectors, baculovirus, inactivated adenovirus, and the like. In one embodiment the vehicle is a modified pET30b CatSom plasmid (see Figure 1). Target host cells for use herein include bacterial host, e.g., *E. Coli.*, yeast, SF-9 insect cells, mammalian cells, plant cells, and the like.

[0066] In one embodiment, the regulatory sequences include a T7lac, CAT, Trp, or T5 promoter for expression of the chimeric polypeptides of the invention in *E. coli* or other like microbes. These regulatory sequences are known in the art and are used under appropriate and known conditions.

[0067] Where generically modified green plant cells are utilized for expression, systems as developed by Planet Biotechnology and others can be utilized.

[0068] Various plasmids of the invention have been constructed for expression of chimeric polypeptides of the invention through utilization of target regulatory sequences. Illustrative plasmids can include a T7lac promoter (see Figure 1).

[0069] Host cells for expression of target chimeric polypeptides include prokaryotes, yeast and higher eukaryotic cells. Illustrative prokaryotic hosts include bacteria of the genera *Escherichia*, *Bacillus*, and *Salmonella* as well as the genera *Pseudomonas* and *Streptomyces*. In typical embodiments the host cell is of the genera *Escherichia* and can be *Escherichia Coli* (*E. Coli*).

[0070] As shown in the Examples below, constructs of the invention provide for optimal CAT deficient somatostatin expression under a variety of conditions. These constructs are particularly efficient for expression in prokaryotic hosts and in particular bacteria of the genera *Escherichia*. Note as well that various plant expression systems can also be used in the context of the present invention, typically using *Agrobacterium trameficies*.

[0071] Endotoxin Free Fusion Protein Purification

[0072] Aspects of the present invention include use of endotoxin free, codon-optimized, CAT-deficient somatostatin for use in vaccination of animals, and in particular for vaccination of farm animals, which in some cases are United States bred dairy cows. Endotoxin free materials are particularly important for cattle bred and raised in the United States (see for example, Drackley, JK 2004. Physiological adaptations in transition dairy cows. Pp 74-87 in Proc. Minnesota Dairy Herd Health Conf., St Paul, MN. University of Minnesota, St. Paul).

[0073] In one embodiment, the chimeric immunogenic somatostatin-comprising proteins of the invention are prepared by transforming target cells with appropriate somatostatin-containing vehicles. As noted above, vehicles for use herein include known plasmid and vector systems suitable for expression in selected target cells.

[0074] In an aspect of the invention, chimeric immunogenic somatostatin-comprising proteins are expressed in target host cells. Chimeric protein expression is performed using target regulatory sequences. In some aspects the chimeric polypeptides have been optimized (especially with regard to spacer sequences disclosed herein) for expression in *E. Coli*.

[0075] Chimeric protein can then be purified in accordance with known protein purification technologies, including, for example, lysozyme lysis, differential centrifugation of inclusion bodies, sieve chromatography and the like. Refolding procedures can be conducted in guanidine chloride and urea at alkaline pH followed by dialysis and lyophilization.

[0076] In one embodiment, *E. coli* cells are transformed using the codon-optimized, CAT-deficient somatostatin containing plasmid – pET30b CatSom; the pET30b CatSom having appropriate *E. Coli* base regulatory sequences for expression. In some cases, fermentation of approximately ten liters of these cells provides at least 500 grams and in some cases 600 grams of total biomass, yielding about 4 – 6 grams of total protein. It is estimated from silver and coomassie blue staining that up to half of the protein can be chimeric protein (see Example 2 and Figure 2).

[0077] In some embodiments herein, chimeric protein of the invention is purified from transformed host cells in a substantially endotoxin free state. Realization that endotoxin, and in particular multiple exposures to endotoxin, in some animals, and in particular dairy cows, results in substantially compromised animals (mastitis and endotoxin shock in dairy cows bred and raised in the United States) was an unexpected and surprising result that the present inventors

obtained. This realization resulted in an attempt to remove or lower the endotoxin dose amount or number of exposures in dairy cow vaccinations. Note that this endotoxin based effect is much less realized in cows bred and raised in Russia and other countries as the dairy cattle are descendent from a different strain of cow. Holstein Association, 1 Holstein Place, Brattleboro, Vermont 05302-0808. This finding in United States dairy cows is generally contrary to the expectation that a vaccine should include some low amount of endotoxin to help maximize an animals' immune response, as is the case for dairy cows when vaccinated with somatostatin in some other European markets (see US Patent No. 6, 316,004).

[0078] As such, some embodiments herein are directed at production of substantially endotoxin free chimeric proteins for use in vaccines, and especially for use in vaccines used in the cattle industry and used in the cattle industry within the United States. In certain embodiments the endotoxin levels are at or below 1 EU/ml and in other embodiments the endotoxin levels are substantially eliminated, *i.e.*, the chimeric polypeptides of the invention are substantially endotoxin free.

[0079] In one embodiment, recovered IB from lysed host cells is washed multiple times using a wash solution devoid of endotoxin, *i.e.*, endotoxin free water or solution. The recovered IP pellet can optionally be washed until endotoxin levels are below approximately 1 EU/ml (endotoxin tests can be performed using one or more known assays, including commercially available test kits from MP Biochemicals, Charles River, etc.). In some embodiments the wash solution is endotoxin free and includes one or more proteolytic protein inhibitor(s), *e.g.*, phenylmethanesulphonylfluoride (PMSF), 4-(2-aminoethyl)-benzenesulphonyl fluoride (AEBSF), etc. In some embodiments the wash solution is phosphate buffered saline (PBS) having an inhibitory effective amount of PMSF, AEBSF or a combination of both PMSF and AEBSF.

[0080] In some aspects, substantially endotoxin free pellets can be treated with a protein unfolding solution at pH 12.5 containing urea and refolded in a protein refolding solution containing a reduced molarity of urea with arginine, glycerol and/or sucrose. Purified chimeric protein concentration is modified to be between 1 and 3 mg/ml and typically about 1.4 to 1.8 mg/ml. In some cases, substantially endotoxin free chimeric protein is provided to vaccine formulations at about 1.5 to 5 mg/2ml dose and more typically from 2.0 to 3.5 mg/2 ml dose.

[0081] Other endotoxin removal procedures are envisioned to be within the scope of the present invention and can include, for example, commercially available ion-exchange endotoxin removal columns, hydrophobic columns, etc (see for example Mustang E or G Columns (Millipore)).

[0082] Enhanced Immune Response Adjuvant

[0083] Embodiments of the invention provide new adjuvants for enhanced induction of humoral immunity. These adjuvants provide a significant improvement over conventional materials for the induction of a humoral response. Adjuvants herein can be used with numerous vaccines, but are shown in the Examples in use with polypeptides of the invention for vaccination in dairy cows, pigs or bull calves.

[0084] Importantly, all components of adjuvants herein are of non-animal origin, thereby eliminating potential cross-contamination of vaccinated animals from potentially contaminated adjuvant components. For example, embodiments herein can utilize animal origin free Tween 80. This is particularly important when the target animal is a dairy cow, due to concerns over bovine spongiform encephalopathy (BSE) or other like bovine ailments. Note that these concerns are equally appropriate for human treatment where non-animal origin adjuvant provide significant safety benefits. Additionally, adjuvant embodiments herein are free of benzene and other like carcinogenic compounds. These embodiments provide a safety benefit not available in most conventional adjuvant compounds. For example, embodiments herein can utilize Carbopol® 974P or benzene free polycyclic acid.

[0085] In one embodiment, the immunological adjuvant comprises an oil-in-water emulsion in combination with selected antigens admixed within an emulsion premix.

[0086] Illustrative oil-in-water emulsions for use herein include combinations of mineral oil, Tween 80, Span 85 and target polymers (benzene-free Polyacrylic acid). In some cases the target polymer is selected from the group consisting of Carbomer Homopolymer Type B. Typical oil-water emulsions comprise from about 8-10% mineral oil (v/v), 0.003 to 0.004% Tween 80 (v/v), 0.007 to 0.008 Span 85 (v/v) and 0.04 to 0.06% polymer (w/v).

[0087] Illustrative emulsion premixes of the invention are composed of a high molecular weight polymer, surfactant, and emulsifier in at approximate 50% oil-aqueous base. High molecular weight polymers for use herein include acrylic acids crosslinked with allyl ethers

of pentaerythritol. In some cases the high molecular weight polymers have a Brookfield RVT viscosity of between about 29,000 and 40,000, for example, Carbopol® 974P (Noveon, Inc).

[0088] Method For Obtaining Optimized Immune Response In Dairy Cows or Other Target Farm Animals

[0089] In accordance with compositions and methods of the present invention, the immunogenic compositions described herein (endotoxin free, codon-optimized, CAT-deficient somatostatin constructs) are combined with novel adjuvants, as described above, to provide vaccines of the invention. In one embodiment, endotoxin free, codon-optimized, CAT deficient somatostatin constructs at a total dose of 2.98 mg/2ml (of which from 5% to 25% is adjuvant (v/v), more typically from 10% to 20% is adjuvant and most typically about 20% is adjuvant) is administered. Note that other conventional adjuvants are envisioned to be within the scope of the invention and can be used with the codon-optimized, CAT-deficient somatostatin constructs of the invention, however, optimal results have been shown when the novel adjuvants herein are used in this capacity.

[0090] The purpose of the novel somatostatin constructs and adjuvant is to increase the productivity of a target animal, typically a farm animal, and more typically a dairy cow, bull calve, sheep, pig, or goat.

[0091] The preparation is injected intramuscularly or subcutaneously, preferably fewer than 12 times, more preferably fewer than 6 times, and in some cases as few as only one time. When more than one injection is required in a target animal, an interval of 14 to 28 days is typical before the next injection. As noted above, embodiments herein avoid the use of recombinant hormone treatment to target animals, a major benefit in the animal husbandry field (recombinant growth hormone has been associated with early onset of puberty in girls and various environmental concerns that the manure from treated cattle can adversely effect both surface and groundwater environments).

[0092] Sterile compositions of the invention can be administered by subcutaneous or intramuscular routes. In typical cases the site of administration is the target animal's neck or tail, although other sites may be utilized. Note that a site should be used such that an adverse reaction does not impede the animal's ability to move, eat, drink, etc.

[0093] As noted above, vaccines herein, typically in an endotoxin free state, using the novel adjuvants described herein, provide a significant improvement in meat and milk production of dairy cows, cattle, pigs, etc. These treatments, however, are not accompanied by an increase in feed consumption.

EXAMPLES

[0094] The following examples are provided for illustrative purposes only and are not intended to limit the scope of the invention.

Example 1: Construction of CAT-defective Somatostatin Fusion Protein

[0095] The present example illustrates the production of a CAT-defective somatostatin fusion protein in accordance with embodiments of the present invention. Site-directed mutagenesis was performed on plasmid pET30b-Cat-Som to replace His192 and His193 with glycine residues (after modification: Gly192 and Gly193). Inactivation of the His193 (and His192) residues eliminates the capacity of the CAT enzyme to accept protons, thereby providing complete inactivation of the CAT.

[0096] The spacer in the same pET30b-Cat-Som (having the His replacement(s)) was codon-optimized for expression by E. coli in the absence of co-expressed tRNA molecules.

[0097] The modified CAT-defective somatostatin nucleic acid construct is shown as SEQ ID NO: 12. The CAT-defective somatostatin fusion protein sequence is disclosed as SEQ ID NO: 13, being compared to an unmodified CAT-somatostatin fusion protein (SEQ ID NO: 14).

Example 2: CAT-defective Somatostatin Fusion Protein Can Be Expressed At High Levels

[0098] The codon-optimized CAT-defective somatostatin construct as described in Example 1 was used to express the fusion protein in BL21(DE3) cells. Transformed cells were grown in LB and induced with 0.4 mM IPTG for approximately three hours. One milliliter of cells from a density of OD 0.7 culture were pelleted, and heated at 70°C for ten minutes in 100µl SDS sample buffer. A sample of 40µl of cell extract was loaded per lane for SDS PAGE.

[0099] As shown in Figure 2, a 28 KD band corresponding to the predicted size of a codon-optimized, CAT-defective somatostatin fusion protein was visible in lanes 1 (LB + IPTG, reduced) and 3 (LB + IPTG) after induction with IPTG. No expression is seen in control lanes 2

(LB, reduced) and 4 (LB). As expected, there was no difference in fusion protein size when run under standard or reducing conditions.

Example 3: Endotoxin Free, Codon-Optimized CAT-Deficient Somatostatin Containing Vaccine

[00100] An illustrative vaccine in accordance with the present invention:

- | | |
|--------------------------------------|---------|
| a. JH 14 (Adjuvant) | 24 ml |
| mineral oil – 50% (v/v) | |
| Tween 80 – 0.1694% (v/v) | |
| Span 85 – 0.1915% (v/v) | |
| Carbopol 974NP - 0.125% (w/v) | |
| b. Refolded Protein of the invention | 95.6 ml |
| (2.96 mg/ml) – see Example 2 | |
| c. Phosphate Buffered Saline | 35.6 ml |
| d. Antibacterial/Antifungal | 0.36 mo |
| | 120 ml |

[00101] Example 4: Endotoxin Free Chimeric Peptides/Adjuvants Provide Increased Milk Production

[00102] A random pool of dairy cows (Holstein Crosses – US bred and raised) was identified, each was 31 to 65 days post-calving (3rd through 5th lactation). Each cow was examined and determined to be in optimal health by a veterinarian.

[00103] The average cow weight in the study was from about 1,000 to 1,200 lbs. Six lactating cows were treated with 1.96 mg/ chimeric protein/2 ml dose in JH14. Alternatively, 9 lactating cows were provided with a conventional rBST treatment. Treatments and milk production study was conducted at a large scale, intense milk production dairy.

[00104] Vaccinations were conducted at day 0 . Anti-SST serum antibodies and IGF-1 serum levels tested at 4 weeks, , Milk production and identification of general health of animals were conducted on a regular schedule.

[00105] Six cows that were vaccinated using inventive compositions described herein had a normal appearance, with no endotoxin reaction or food withdrawal. All six cows had a positive

serologic response to SST with a mean titer of 1:14. Milk production of the six cows was obtained with only one vaccination (see Fig. 3A), showing a mean yield increase of 23.7%.

[00106] Nine cows treated using conventional rBST injections at 0 and 14 days with an overall mean increase in milk productivity of 2% (see Fig. 3B).

[00107] The data in this Example shows the drastic improvement in effectiveness for using the endotoxin free constructs in combination with inventive adjuvants in dairy cows. These results are dramatically improved toward the animal's health and productiveness as compared to cows rejected two times with rBST.

[00108] Example 5: Endotoxin Free Chimeric Peptides/Adjuvants Provide Increased Meat Production In Piglets of Treated Sows

[00109] A random pool of sows will be identified, each being at least 35-36 days prior to farrowing. Each sow will be examined and determined to be in optimal health by a veterinarian. Pregnant sows will be immunized two times using vaccines of the invention (see Example 3), once at 35-36 days prior to delivery, and once at 8 days prior to delivery. A control group of pregnant sows will be maintained for comparison purposes (no vaccinations or vaccination with sterile saline).

[00110] Delivered piglets from the vaccinated group will have greater survivability and be of a greater average size. It is the increase in piglet size that enhances the percent survivability, as larger piglets are less likely to be pushed away from the sow's teat. Treated and control piglets will be weighed at day 21, day 30 and day 75. Vaccinations of the present invention will increase the piglet daily weight by an average of 35 % over the course of the 75 day period.

[00111] Importantly, piglet survivability and weight are increased through use of the vaccines of the present invention in the absence of recombinant growth hormone. This is a significant improvement over recombinant hormone therapy.

[00112] Example 6: Endotoxin Free Chimeric Peptide/Adjuvants Provide Increased Meat Production in Treated Bull Calves

[00113] A random pool of bull calves, one to three months of age, will be identified, and injected with compositions of the invention. Weight increase over a period of approximately ten months will be monitored and compared to a control group, the control group being treated the same in every sense as the injected group except for the vaccine injections of the invention. Each bull calf will be examined and determined to be in optimal health by a veterinarian over the course of the treatments.

[00114] Injections herein for the vaccinated group are performed at zero weeks, 4 weeks and 8 (three total vaccinations). Vaccinations will be provided subcutaneously or intramuscularly to the neck using 18-21 gauge cc needle. Booster injections were also provided (4 boosts, three boosts or no boosts). Vaccination injections included 2 mg/2ml of the chimeric polypeptide. The chimeric polypeptide was prepared as described herein having both histidine residues in CAT replaced with glycine amino acids of the invention and a optimized linker as described by SEQ ID NO: 3.

[00115] Vaccinated bull calves and control calves are each weighed to take an initial weight. It is expected that vaccinated animals herein will show a 15 to 40% weight increase over control animals. This increase in average weight for treated bull calves shows a significant advantage over no treatment.

[00116] Importantly, harvested meat from treated bull calves does not contain recombinant growth hormone.

[00117] While the invention has been particularly shown and described with reference to a number of embodiments, it would be understood by those skilled in the art that changes in the form and details may be made to the various embodiments disclosed herein without departing from the spirit and scope of the invention and that the various embodiments disclosed herein are not intended to act as limitations on the scope of the claims.

2008358353 03 Oct 2013

Throughout this specification, unless the context requires otherwise, the word "comprise" or variations such as "comprises" or "comprising", will be understood to imply the inclusion of a stated element or integer or method step or group of elements or integers or method steps but not the exclusion of any element or integer or method step or group of elements or integers or method steps.

Reference to any prior art in this specification is not, and should not be taken as, an acknowledgment or any form of suggestion that this prior art forms part of the common general knowledge in any country.

2008358353 03 Oct 2013

CLAIMS:

1. A chimeric polypeptide having the immunogenicity of somatostatin, comprising: an amino acid sequence of somatostatin-14 linked to a substantially inactive and truncated chloramphenicol acetyl transferase polypeptide wherein the somatostatin-14 is linked to the inactive chloramphenicol acetyl transferase by a spacer, the spacer optimized for optimal expression of the chimeric polypeptide in a target host cell and wherein the inactive chloramphenicol has at least histidine residue 193 replaced with an alanine, glycine or other like amino acid.
2. The chimeric polypeptide of claim 1 wherein the spacer has an amino acid sequence of SEQ ID NO: 10 or SEQ ID NO: 11.
3. The chimeric polypeptide of claim 1 wherein the substantially inactive and truncated chloramphenicol acetyl transferase polypeptide has an amino acid sequence of SEQ ID NO: 3, SEQ ID NO: 7 or SEQ ID NO 8.
4. The chimeric polypeptide of Claim 1 having an amino acid sequence with at least 99% sequence identity with the amino acid sequence of SEQ ID NO: 13.
5. The chimeric polypeptide of Claim 1 having an amino acid sequence of SEQ ID NO: 13.
6. An immunogenic composition comprising the chimeric polypeptide of Claim 1 together with a pharmaceutically suitable adjuvant in an amount effective to elicit an immune response.
7. An immunogenic composition comprising the chimeric polypeptide of Claim 1 together with an adjuvant wherein the adjuvant comprises an oil-in-water emulsion admixed with an emulsion premix, wherein the oil-in-water emulsion comprises mineral

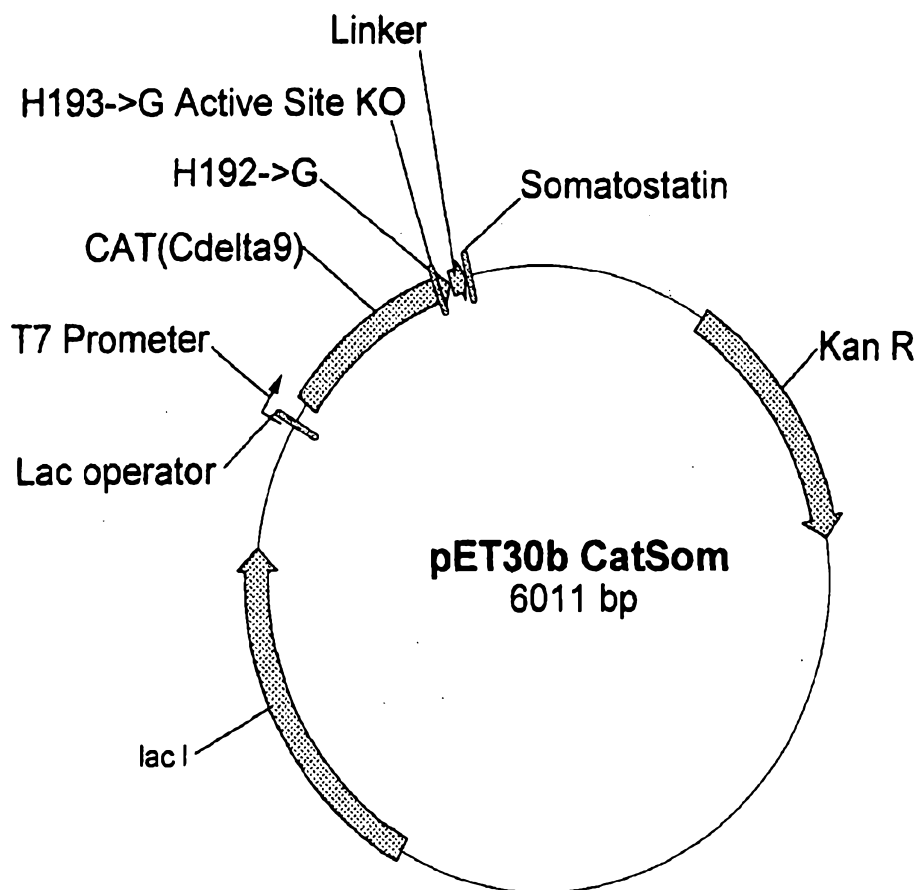
2008358353 03 Oct 2013

oil, Tween 80, Span 85 and one or more polymers and wherein the emulsion premix comprises a high molecular weight polymer, a surfactant, and an emulsifier in an oil-aqueous base.

8. A method for increasing milk production in dairy cows comprising:
vaccinating a dairy cow with one or more doses of the composition of Claim 6; and
allowing for at least ten days during which a dairy cow's milk production will increase as compared to the same cow's milk production in the absence of the vaccination.
9. The method of Claim 8 wherein the dairy cow is vaccinated with only one dose of the composition of Claim 6.
10. A method for increasing milk production in dairy cows comprising:
vaccinating a dairy cow with one or more doses of the composition of Claim 7; and
allowing for at least ten days during which a dairy cow's milk production will increase as compared to the same cow's milk production in the absence of the vaccination.
11. A method for increasing lean meat production in a farm animal comprising:
vaccinating the farm animal with one or more doses of the composition of Claim 7;
and
allowing for several weeks during which the farm animal lean meat production will increase relative to lean meat production in a similar farm animal in the absence of the vaccination.
12. A chimeric polypeptide according to any one of Claims 1 to 6 substantially as herein described with reference to the Figures and/or Examples.
13. An immunogenic composition of Claim 7 substantially as herein described with reference to the Figures and/or Examples.

2008358353 03 Oct 2013

14. A method according to any one of Claims 8 to 11 substantially as herein described with reference to the Figures and/or Examples.

**Fig. 1**

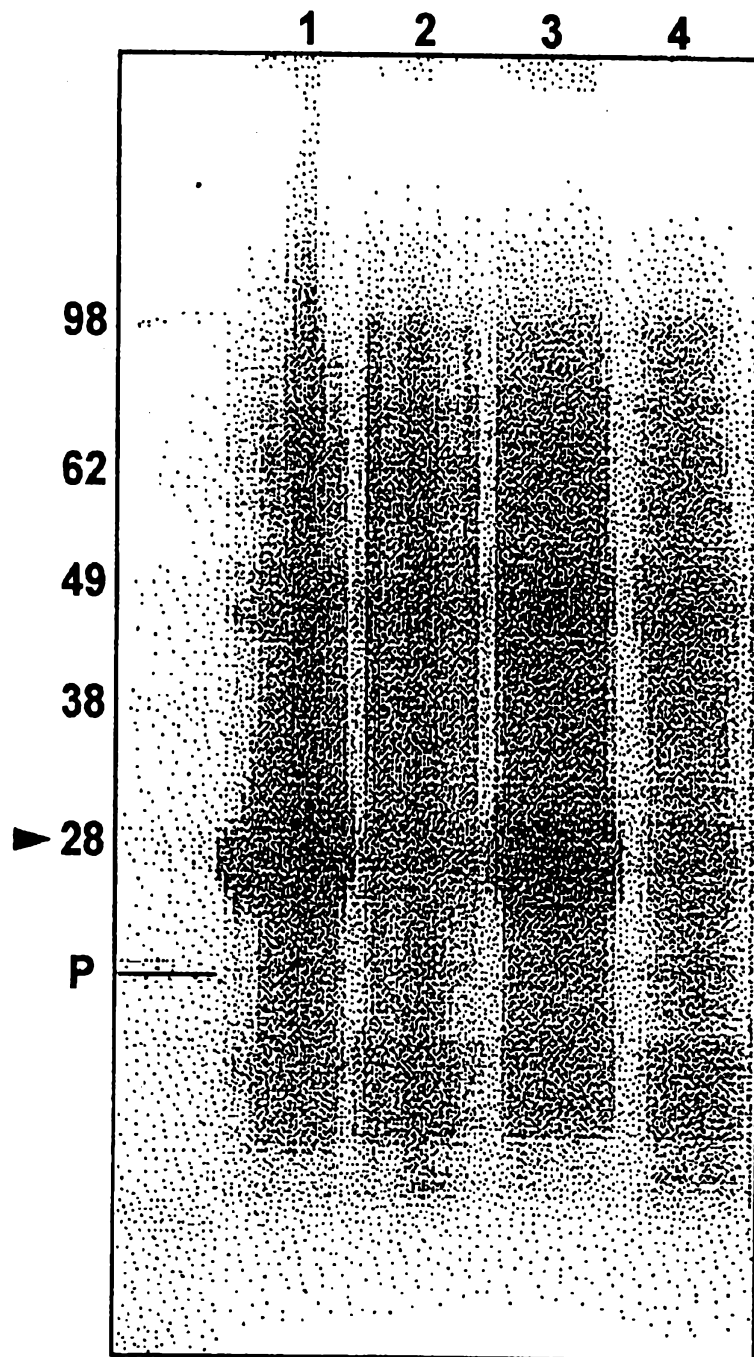


Fig. 2

Cow#	MY D10	MY D15	Increase Yield	% Increase
3381	30	34	+4 Lbs	13%
4222	32	40	+ 8 Lbs	25%
5961	40	55	+15 Lbs	38%
6141	20	29	+9 Lbs	45%
6142	30	35	+5 Lbs	17%
6540	24	25	+ 1 Lbs	4%
Mean	29.33	36.33	+7.0 Lbs	23.7%

CHIMERIC POLYPEPTIDE
TREATED

Fig. 3A

Cow #	Pre-Treatment (lbs)	Post-Treatment Period (Mean lbs)	% Change
983	56.3	55.7	-1%
3361	27.7	33.2	20%
4222	34.5	36.8	7%
5961	42.3	44.8	6%
6141	29.8	25.3	-15%
6142	34.5	27	-22%
6490	30.5	33.3	9%
6540	11	23.8	8%
6556	13.8	14.5	5%
Mean	32.4	32.7	2%

BST

Fig. 3B

Sequence Listing_Corrected_ST25 12 15 2010.txt
SEQUENCE LISTING

<110> Braasch Biotech LLC
Mendelsohn, Andrew R.
Haffer, Keith N.
Larrick, James

<120> Chloramphenicol Acetyl Transferase (CAT)-Defective Somatostatin Fusion Protein and Uses Thereof

<130> 0311.01PCT

<140> PCT/US2008/068195

<141> 2008-06-25

<160> 15

<170> PatentIn version 3.5

<210> 1

<211> 14

<212> PRT

<213> Artificial

<220>

<223> Synthetic

<400> 1

Ala Gly Cys Lys Asn Phe Phe Trp Lys Thr Phe Thr Ser Cys
1 5 10

<210> 2

<211> 630

<212> DNA

<213> Artificial

<220>

<223> Synthetic

<400> 2

atggagaaaa aaatcactgg atataccacc gttgatatat cccaatggca tcgtaaagaa	60
cattttgagg catttcagtc agttgctcaa tgtacctata accagaccgt tcagctggat	120
attacggcct ttttaaagac cgtaaagaaa aataagcaca agttttatcc ggcctttatt	180
cacattcttg cccgcctgat gaatgctcat ccggaattcc gtatggcaat gaaagacggt	240
gagctggtga tatgggatag tgttcaccct tgttacaccg ttttccatga gcaaactgaa	300
acgttttcat cgctctggag tgaataccac gacgatttcc ggcagtttct acacatatat	360
tcgcaagatg tggcgtgtta cggtgaaaac ctggcctatt tccctaaagg gtttattgag	420
aatatgtttt tcgtctcagc caatccctgg gtgagtttca ccagttttga tttaaacgtg	480
gccaatatgg acaacttctt cgtccctgtt ttcaccatgg gcaaataatta tacgcaaggc	540
gacaaggtgc tgatgccgct ggcgattcag gttggtggtg ccgtttgtga tggcttccat	600
gtcggccgta tgcttaatga actgcagcag	630

<210> 3

<211> 210

<212> PRT

2008358353 31 Mar 2011

Sequence Listing_Corrected_ST25 12 15 2010.txt

<213> Artificial

<220>

<223> Synthetic

<400> 3

Met Glu Lys Lys Ile Thr Gly Tyr Thr Thr Val Asp Ile Ser Gln Trp
1 5 10 15

His Arg Lys Glu His Phe Glu Ala Phe Gln Ser Val Ala Gln Cys Thr
20 25 30

Tyr Asn Gln Thr Val Gln Leu Asp Ile Thr Ala Phe Leu Lys Thr Val
35 40 45

Lys Lys Asn Lys His Lys Phe Tyr Pro Ala Phe Ile His Ile Leu Ala
50 55 60

Arg Leu Met Asn Ala His Pro Glu Phe Arg Met Ala Met Lys Asp Gly
65 70 75 80

Glu Leu Val Ile Trp Asp Ser Val His Pro Cys Tyr Thr Val Phe His
85 90 95

Glu Gln Thr Glu Thr Phe Ser Ser Leu Trp Ser Glu Tyr His Asp Asp
100 105 110

Phe Arg Gln Phe Leu His Ile Tyr Ser Gln Asp Val Ala Cys Tyr Gly
115 120 125

Glu Asn Leu Ala Tyr Phe Pro Lys Gly Phe Ile Glu Asn Met Phe Phe
130 135 140

Val Ser Ala Asn Pro Trp Val Ser Phe Thr Ser Phe Asp Leu Asn Val
145 150 155 160

Ala Asn Met Asp Asn Phe Phe Ala Pro Val Phe Thr Met Gly Lys Tyr
165 170 175

Tyr Thr Gln Gly Asp Lys Val Leu Met Pro Leu Ala Ile Gln Val Gly
180 185 190

Gly Ala Val Cys Asp Gly Phe His Val Gly Arg Met Leu Asn Glu Leu
195 200 205

Gln Gln
210

<210> 4

<211> 630

<212> DNA

<213> Artificial

Sequence Listing_Corrected_ST25 12 15 2010.txt

<220>
 <223> Synthetic
 <400> 4
 atggagaaaa aaatcactgg atataccacc gttgatatat cccaatggca tcgtaaagaa 60
 ctttttgagg catttcagtc agttgctcaa tgtacctata accagaccgt tcagctggat 120
 attacggcct ttttaaagac cgtaaagaaa aataagcaca agttttatcc ggcctttatt 180
 cacattcttg cccgcctgat gaatgctcat ccggaattcc gtatggcaat gaaagacggt 240
 gagctggtga tatgggatag tgttcaccct tgttacaccg ttttccatga gcaaactgaa 300
 acgttttcat cgctctggag tgaataccac gacgatttcc ggcagtttct acacatatat 360
 tcgcaagatg tggcgtgtta cggtgaaaac ctggcctatt tccctaaagg gtttattgag 420
 aatatgtttt tcgtctcagc caatccctgg gtgagtttca ccagttttga tttaaacgtg 480
 gccaatatgg acaacttctt cgtcccggtt ttcaccatgg gcaaataatta tacgcaaggc 540
 gacaagggtgc tgatgccgct ggcgattcag gttcatggtg ccgtttgtga tggcttccat 600
 gtcggccgta tgcttaatga actgcagcag 630

<210> 5
 <211> 630
 <212> DNA
 <213> Artificial

<220>
 <223> Synthetic
 <400> 5
 atggagaaaa aaatcactgg atataccacc gttgatatat cccaatggca tcgtaaagaa 60
 ctttttgagg catttcagtc agttgctcaa tgtacctata accagaccgt tcagctggat 120
 attacggcct ttttaaagac cgtaaagaaa aataagcaca agttttatcc ggcctttatt 180
 cacattcttg cccgcctgat gaatgctcat ccggaattcc gtatggcaat gaaagacggt 240
 gagctggtga tatgggatag tgttcaccct tgttacaccg ttttccatga gcaaactgaa 300
 acgttttcat cgctctggag tgaataccac gacgatttcc ggcagtttct acacatatat 360
 tcgcaagatg tggcgtgtta cggtgaaaac ctggcctatt tccctaaagg gtttattgag 420
 aatatgtttt tcgtctcagc caatccctgg gtgagtttca ccagttttga tttaaacgtg 480
 gccaatatgg acaacttctt cgtcccggtt ttcaccatgg gcaaataatta tacgcaaggc 540
 gacaagggtgc tgatgccgct ggcgattcag gttcatgctg ccgtttgtga tggcttccat 600
 gtcggccgta tgcttaatga actgcagcag 630

<210> 6
 <211> 630
 <212> DNA
 <213> Artificial

<220>
 <223> Synthetic
 <400> 6

Sequence Listing_Corrected_ST25 12 15 2010.txt

atggagaaaa aaatcactgg atataccacc gttgatatat cccaatggca tcgtaaagaa	60
cattttgagg catttcagtc agttgctcaa tgtacctata accagaccgt tcagctggat	120
attacggcct ttttaaagac cgtaaagaaa aataagcaca agttttatcc ggcctttatt	180
cacattcttg cccgcctgat gaatgctcat ccggaattcc gtatggcaat gaaagacggt	240
gagctggtga tatgggtag tgttcaccct tgttacaccg ttttccatga gcaaactgaa	300
acgttttcat cgctctggag tgaataccac gacgatttcc ggcagtttct acacatatat	360
tcgcaagatg tggcgtgtta cggtgaaaac ctggcctatt tccctaaagg gtttattgag	420
aatatgtttt tcgtctcagc caatccctgg gtgagtttca ccagttttga tttaaacgtg	480
gccaatatgg acaacttctt cgccccgtt ttcaccatgg gcaaataatta tacgcaaggc	540
gacaaggtgc tgatgccgct ggcgattcag gttcatggtg ccgtttgtga tggcttccat	600
gtcggcagaa tgcttaatga actgcagcag	630

<210> 7
 <211> 210
 <212> PRT
 <213> Artificial

<220>
 <223> Synthetic

<400> 7

Met Glu Lys Lys Ile Thr Gly Tyr Thr Thr Val Asp Ile Ser Gln Trp
 1 5 10 15

His Arg Lys Glu His Phe Glu Ala Phe Gln Ser Val Ala Gln Cys Thr
 20 25 30

Tyr Asn Gln Thr Val Gln Leu Asp Ile Thr Ala Phe Leu Lys Thr Val
 35 40 45

Lys Lys Asn Lys His Lys Phe Tyr Pro Ala Phe Ile His Ile Leu Ala
 50 55 60

Arg Leu Met Asn Ala His Pro Glu Phe Arg Met Ala Met Lys Asp Gly
 65 70 75 80

Glu Leu Val Ile Trp Asp Ser Val His Pro Cys Tyr Thr Val Phe His
 85 90 95

Glu Gln Thr Glu Thr Phe Ser Ser Leu Trp Ser Glu Tyr His Asp Asp
 100 105 110

Phe Arg Gln Phe Leu His Ile Tyr Ser Gln Asp Val Ala Cys Tyr Gly
 115 120 125

Glu Asn Leu Ala Tyr Phe Pro Lys Gly Phe Ile Glu Asn Met Phe Phe
 130 135 140

31 Mar 2011 2008358353

Sequence Listing_Corrected_ST25 12 15 2010.txt

Val Ser Ala Asn Pro Trp Val Ser Phe Thr Ser Phe Asp Leu Asn Val
145 150 155 160

Ala Asn Met Asp Asn Phe Phe Ala Pro Val Phe Thr Met Gly Lys Tyr
165 170 175

Tyr Thr Gln Gly Asp Lys Val Leu Met Pro Leu Ala Ile Gln Val His
180 185 190

Gly Ala Val Cys Asp Gly Phe His Val Gly Arg Met Leu Asn Glu Leu
195 200 205

Gln Gln
210

<210> 8
<211> 210
<212> PRT
<213> Artificial

<220>
<223> Synthetic

<400> 8

Met Glu Lys Lys Ile Thr Gly Tyr Thr Thr Val Asp Ile Ser Gln Trp
1 5 10 15

His Arg Lys Glu His Phe Glu Ala Phe Gln Ser Val Ala Gln Cys Thr
20 25 30

Tyr Asn Gln Thr Val Gln Leu Asp Ile Thr Ala Phe Leu Lys Thr Val
35 40 45

Lys Lys Asn Lys His Lys Phe Tyr Pro Ala Phe Ile His Ile Leu Ala
50 55 60

Arg Leu Met Asn Ala His Pro Glu Phe Arg Met Ala Met Lys Asp Gly
65 70 75 80

Glu Leu Val Ile Trp Asp Ser Val His Pro Cys Tyr Thr Val Phe His
85 90 95

Glu Gln Thr Glu Thr Phe Ser Ser Leu Trp Ser Glu Tyr His Asp Asp
100 105 110

Phe Arg Gln Phe Leu His Ile Tyr Ser Gln Asp Val Ala Cys Tyr Gly
115 120 125

Glu Asn Leu Ala Tyr Phe Pro Lys Gly Phe Ile Glu Asn Met Phe Phe
130 135 140

Val Ser Ala Asn Pro Trp Val Ser Phe Thr Ser Phe Asp Leu Asn Val
Page 5

2008358353 31 Mar 2011

Sequence Listing_Corrected_ST25 12 15 2010.txt

145 150 155 160

Ala Asn Met Asp Asn Phe Phe Ala Pro Val Phe Thr Met Gly Lys Tyr
165 170 175

Tyr Thr Gln Gly Asp Lys Val Leu Met Pro Leu Ala Ile Gln Val His
180 185 190

Ala Ala Val Cys Asp Gly Phe His Val Gly Arg Met Leu Asn Glu Leu
195 200 205

Gln Gln
210

<210> 9
<211> 57
<212> DNA
<213> Artificial

<220>
<223> Synthetic

<400> 9
tgggaactgc accgttctgg tccacgcccg cgccctcgcc cacgtccgga attcatg 57

<210> 10
<211> 19
<212> PRT
<213> Artificial

<220>
<223> Synthetic

<400> 10

Trp Glu Leu His Arg Ser Gly Pro Arg Pro Arg Pro Arg Pro
1 5 10 15

Glu Phe Met

<210> 11
<211> 13
<212> PRT
<213> Artificial

<220>
<223> Synthetic

<220>
<221> MISC_FEATURE
<222> (9)..(10)
<223> The pair of residues repeats at least once

<400> 11

Trp Glu Leu His Arg Ser Gly Pro Arg Pro Glu Phe Met
1 5 10

2008358353 31 Mar 2011

Sequence Listing_Corrected_ST25 12 15 2010.txt

<210> 12
<211> 729
<212> DNA
<213> Artificial

<220>
<223> Synthetic

<400> 12
atggagaaaa aaatcactgg atataccacc gttgatatat cccaatggca tcgtaaagaa 60
cattttgagg catttcagtc agttgctcaa tgtacctata accagaccgt tcagctggat 120
attacggcct ttttaaagac cgtaaagaaa aataagcaca agttttatcc ggcctttatt 180
cacattcttg cccgcctgat gaatgctcat ccggaattcc gtatggcaat gaaagacggt 240
gagctggtga tatgggatag tgttcaccct tgttacaccg ttttccatga gcaaactgaa 300
acgtttttcat cgctctggag tgaataccac gacgatttcc ggcagtttct acacatatat 360
tcgcaagatg tggcgtgtta cggtgaaaac ctggcctatt tccctaaagg gtttattgag 420
aatatgtttt tcgtctcagc caatccctgg gtgagtttca ccagttttga tttaaacgtg 480
gccaatatgg acaactttct cgcccccggt ttcaccatgg gcaaatatta tacgcaaggc 540
gacaagggtgc tgatgccgct ggcgattcag gttggtggtg ccgtttgtga tggcttccat 600
gtcggccgta tgcttaatga actgcagcag tgggaactgc accgttctgg tccacgcccg 660
cgccctcgcc cacgtccgga attcatggcc ggctgcaaga acttcttttg gaaaaccttt 720
acgagctgc 729

<210> 13
<211> 243
<212> PRT
<213> Artificial

<220>
<223> Synthetic

<400> 13

Met Glu Lys Lys Ile Thr Gly Tyr Thr Thr Val Asp Ile Ser Gln Trp
1 5 10 15

His Arg Lys Glu His Phe Glu Ala Phe Gln Ser Val Ala Gln Cys Thr
20 25 30

Tyr Asn Gln Thr Val Gln Leu Asp Ile Thr Ala Phe Leu Lys Thr Val
35 40 45

Lys Lys Asn Lys His Lys Phe Tyr Pro Ala Phe Ile His Ile Leu Ala
50 55 60

Arg Leu Met Asn Ala His Pro Glu Phe Arg Met Ala Met Lys Asp Gly
65 70 75 80

Glu Leu Val Ile Trp Asp Ser Val His Pro Cys Tyr Thr Val Phe His
Page 7

31 Mar 2011
2008358353

Sequence Listing_Corrected_ST25 12 15 2010.txt
85 90 95

Glu Gln Thr Glu Thr Phe Ser Ser Leu Trp Ser Glu Tyr His Asp Asp
100 105 110

Phe Arg Gln Phe Leu His Ile Tyr Ser Gln Asp Val Ala Cys Tyr Gly
115 120 125

Glu Asn Leu Ala Tyr Phe Pro Lys Gly Phe Ile Glu Asn Met Phe Phe
130 135 140

Val Ser Ala Asn Pro Trp Val Ser Phe Thr Ser Phe Asp Leu Asn Val
145 150 155 160

Ala Asn Met Asp Asn Phe Phe Ala Pro Val Phe Thr Met Gly Lys Tyr
165 170 175

Tyr Thr Gln Gly Asp Lys Val Leu Met Pro Leu Ala Ile Gln Val Gly
180 185 190

Gly Ala Val Cys Asp Gly Phe His Val Gly Arg Met Leu Asn Glu Leu
195 200 205

Gln Gln Trp Glu Leu His Arg Ser Gly Pro Arg Pro Arg Pro Arg Pro
210 215 220

Arg Pro Glu Phe Met Ala Gly Cys Lys Asn Phe Phe Trp Lys Thr Phe
225 230 235 240

Thr Ser Cys

<210> 14
<211> 243
<212> PRT
<213> Artificial

<220>
<223> Synthetic

<400> 14

Met Glu Lys Lys Ile Thr Gly Tyr Thr Thr Val Asp Ile Ser Gln Trp
1 5 10 15

His Arg Lys Glu His Phe Glu Ala Phe Gln Ser Val Ala Gln Cys Thr
20 25 30

Tyr Asn Gln Thr Val Gln Leu Asp Ile Thr Ala Phe Leu Lys Thr Val
35 40 45

Lys Lys Asn Lys His Lys Phe Tyr Pro Ala Phe Ile His Ile Leu Ala
50 55 60

2008358353 31 Mar 2011

Sequence Listing_Corrected_ST25 12 15 2010.txt

Arg Leu Met Asn Ala His Pro Glu Phe Arg Met Ala Met Lys Asp Gly
65 70 75 80

Glu Leu Val Ile Trp Asp Ser Val His Pro Cys Tyr Thr Val Phe His
85 90 95

Glu Gln Thr Glu Thr Phe Ser Ser Leu Trp Ser Glu Tyr His Asp Asp
100 105 110

Phe Arg Gln Phe Leu His Ile Tyr Ser Gln Asp Val Ala Cys Tyr Gly
115 120 125

Glu Asn Leu Ala Tyr Phe Pro Lys Gly Phe Ile Glu Asn Met Phe Phe
130 135 140

Val Ser Ala Asn Pro Trp Val Ser Phe Thr Ser Phe Asp Leu Asn Val
145 150 155 160

Ala Asn Met Asp Asn Phe Phe Ala Pro Val Phe Thr Met Gly Lys Tyr
165 170 175

Tyr Thr Gln Gly Asp Lys Val Leu Met Pro Leu Ala Ile Gln Val His
180 185 190

His Ala Val Cys Asp Gly Phe His Val Gly Arg Met Leu Asn Glu Leu
195 200 205

Gln Gln Trp Glu Leu His Arg Ser Gly Pro Arg Pro Arg Pro Arg Pro
210 215 220

Arg Pro Glu Phe Met Ala Gly Cys Lys Asn Phe Phe Trp Lys Thr Phe
225 230 235 240

Thr Ser Cys

<210> 15
<211> 42
<212> DNA
<213> Artificial

<220>
<223> Synthetic

<400> 15
gctggctgca agaatttctt ctggaagact ttcacatcct gt

42