

(19) World Intellectual Property Organization
International Bureau



(43) International Publication Date
20 October 2011 (20.10.2011)

(10) International Publication Number
WO 2011/129878 A2

- (51) International Patent Classification:
C01B 3/36 (2006.01) *B01J 10/00* (2006.01)
- (21) International Application Number:
PCT/US2011/000655
- (22) International Filing Date:
11 April 2011 (11.04.2011)
- (25) Filing Language: English
- (26) Publication Language: English
- (30) Priority Data:
12/798,852 13 April 2010 (13.04.2010) US
- (71) Applicant: INEOS USA LLC [US/US]; 3030 Warrenville Road, Suite 650, Lisle, IL 60532 (US).
- (72) Inventors: SUTRADHAR, Bhagya, Chandra; 1010 Meadowridge Drive, Aurora, IL 60504 (US). KO, Ching-Whan; 1245 Mission Boulevard, Fayetteville, AR 72701 (US).
- (74) Agent: PANCHAL, Vik; INEOS USA LLC, 3030 Warrenville Road, Suite 650, Lisle, IL 60532 (US).
- (81) Designated States (unless otherwise indicated, for every kind of national protection available): AE, AG, AL, AM,

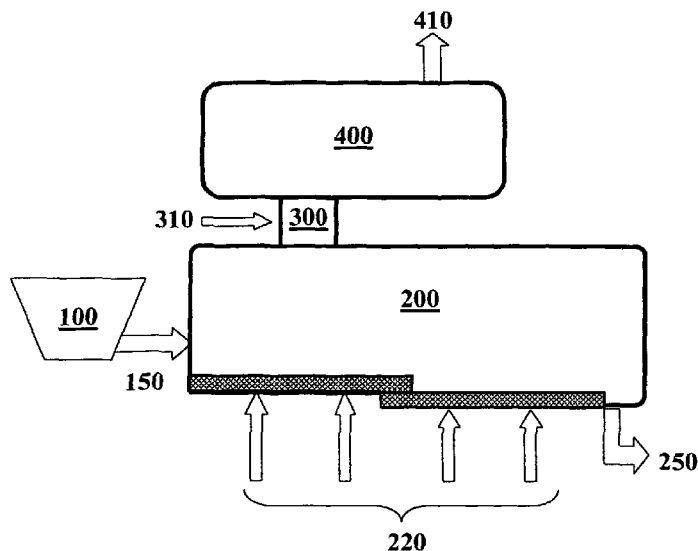
AO, AT, AU, AZ, BA, BB, BG, BH, BR, BW, BY, BZ, CA, CH, CL, CN, CO, CR, CU, CZ, DE, DK, DM, DO, DZ, EC, EE, EG, ES, FI, GB, GD, GE, GH, GM, GT, HN, HR, HU, ID, IL, IN, IS, JP, KE, KG, KM, KN, KP, KR, KZ, LA, LC, LK, LR, LS, LT, LU, LY, MA, MD, ME, MG, MK, MN, MW, MX, MY, MZ, NA, NG, NI, NO, NZ, OM, PE, PG, PH, PL, PT, RO, RS, RU, SC, SD, SE, SG, SK, SL, SM, ST, SV, SY, TH, TJ, TM, TN, TR, TT, TZ, UA, UG, UZ, VC, VN, ZA, ZM, ZW.

(84) Designated States (unless otherwise indicated, for every kind of regional protection available): ARIPO (BW, GH, GM, KE, LR, LS, MW, MZ, NA, SD, SL, SZ, TZ, UG, ZM, ZW), Eurasian (AM, AZ, BY, KG, KZ, MD, RU, TJ, TM), European (AL, AT, BE, BG, CH, CY, CZ, DE, DK, EE, ES, FI, FR, GB, GR, HR, HU, IE, IS, IT, LT, LU, LV, MC, MK, MT, NL, NO, PL, PT, RO, RS, SE, SI, SK, SM, TR), OAPI (BF, BJ, CF, CG, CI, CM, GA, GN, GQ, GW, ML, MR, NE, SN, TD, TG).

Published:

— without international search report and to be republished upon receipt of that report (Rule 48.2(g))

(54) Title: METHODS FOR GASIFICATION OF CARBONACEOUS MATERIALS



(57) Abstract: The present disclosure is generally directed to process of gasification of carbonaceous materials to produce synthesis gas or syngas. The present disclosure provides improved methods of gasification comprising adding a molecular oxygen-containing gas and optionally adding water into said gasifier. This disclosure is also directed to process of production of one or more alcohols from said syngas via fermentation or digestion in the presence of at least one microorganism.

FIG. 1: Comprises A Schematic Diagram Illustrating An Embodiment Of The Gasification Process For This Present Disclosure; Figure 1 Presents An Embodiment Of A Two-Stage Gasification Process.

WO 2011/129878 A2

METHODS FOR GASIFICATION OF CARBONACEOUS MATERIALS

FIELD OF INVENTION

The present disclosure is generally directed to process of gasification of
5 carbonaceous materials to produce synthesis gas or syngas. This disclosure is also
directed to process of production of one or more alcohols from said syngas via
fermentation or digestion in the presence of at least one microorganism.

BACKGROUND

The present disclosure contemplates production of synthesis gas comprising
10 carbon monoxide (CO), carbon dioxide (CO₂), and hydrogen (H₂) via gasification of
carbonaceous materials. Synthesis gas can be used to produce one or more chemicals
through biological or chemical routes. Synthesis gas can also be used to produce energy
to generate electricity.

Thus syngas can be acted upon by fermentation or digestion by certain
15 microorganisms to produce alcohols (methanol, ethanol, propanol, butanol, etc.), acetic
acid, acetates, hydrogen, etc. Various strains of acetogens have been described for use in
the production of liquid fuels from syngas: *Butyribacterium methylotrophicum*,
Clostridium autoethanogenum, *Clostridium carboxidivorans*, *Clostridium ljungdahlii*,
Clostridium ragsdalei.

20 US Patent No. 5,173,429 to Gaddy et al. discloses *Clostridium ljungdahlii* ATCC
No. 49587, an anaerobic microorganism that produces ethanol and acetate from synthesis
gas. US Patent No. 5,807,722 to Gaddy et al. discloses a method and apparatus for
converting waste gases into useful products such as organic acids and alcohols using
anaerobic bacteria, such as *Clostridium ljungdahlii* ATCC No. 55380. US Patent No.
25 6,136,577 to Gaddy et al. discloses a method and apparatus for converting waste gases
into useful products such as organic acids and alcohols (particularly ethanol) using
anaerobic bacteria, such as *Clostridium ljungdahlii* ATCC Nos. 55988 and 55989. US
Patent No. 6,136,577 to Gaddy et al. discloses a method and apparatus for converting
waste gases into useful products such as organic acids and alcohols (particularly acetic
30 acid) using anaerobic strains of *Clostridium ljungdahlii*. US Patent No. 6,753,170 to
Gaddy et al. discloses an anaerobic microbial fermentation process for the production of
acetic acid. US Patent No. 7,285,402 to Gaddy et al. discloses an anaerobic microbial
fermentation process for the production of alcohol.

US Patent Application No. 20070275447 discloses a clostridia bacterial species (Clostridium carboxidivorans, ATCC BAA-624, "P7") that is capable of synthesizing, from waste gases, products which are useful as biofuel. US Pat. Appl. No. 20080057554 discloses a clostridia bacterial species (Clostridium ragsdalei, ATCC BAA-622, "P11") that is capable of synthesizing, from waste gases, products which are useful as biofuel.

WO 2007/117157 discloses methods of anaerobic fermentation processes that produce acetate as a by-product in addition to a desired product, and that can utilize hydrogen and/or carbon dioxide in the fermentation. In this disclosure fermentation is carried out by one or more strains of bacteria selected from Clostridium, Moorella and Carboxydotherrmus. WO 2009/064200 discloses a class of bacteria which has improved efficiency in the production of ethanol by anaerobic fermentation of substrates containing carbon monoxide. As disclosed, the exemplified bacterium, Clostridium autoethanogenum, is capable of producing ethanol and acetate.

Syngas can be converted to various chemicals and fuels using chemical catalytic routes such as process using catalysts containing copper (Cu) and zinc (Zn) to make methanol or mixed alcohols, process using catalysts containing cobalt (Co) and rhodium (Rh) to produce ethanol and Fischer-Tropsch type synthesis to make olefins, etc. WO 2009/035851 discloses methods of converting syngas into ethanol and/or other higher alcohols using reactors comprising catalyst capable of converting syngas to alcohols said catalyst comprising at least one Group IB element, at least one Group IIB element, and at least one Group IIIA element.

WO 2010/002618 discloses a method for making alcohols from a gas comprising hydrogen and carbon monoxide comprising: passing the gas through a reactor containing a carried catalyst comprising elemental molybdenum, cobalt and an alkali or alkaline earth metal, and/or hydrides thereof.

Production of chemicals or power in general depends upon the quality of syngas produced, e.g. amount or concentration of carbon monoxide (CO) and hydrogen (H₂) in syngas as well as the ratio of carbon monoxide to hydrogen (CO/H₂).

A widely used process of gasification of carbonaceous materials to produce syngas rich in carbon monoxide (CO) and hydrogen (H₂) uses an oxygen-deficient or oxygen-starved atmosphere in the gasifier that prevents complete conversion of carbon in the carbonaceous material. However, under oxygen-starved condition part of the carbon content of the carbonaceous materials often remains as un-reacted carbon particles or soot in the product syngas. Another part of the carbon content of the carbonaceous materials

remains as un-reacted carbon in ash.

Incomplete conversion of carbonaceous feedstock to carbon monoxide (CO) and hydrogen (H₂) means less available carbon monoxide (CO) and hydrogen (H₂) for production of power or chemicals (e.g. alcohols). Increased amount of un-reacted or
5 unconverted carbon particles or soot in the raw syngas increases difficulty and cost of cleaning up syngas. Increased amount of un-reacted carbon in ash increases processing difficulty and cost of disposal of ash.

It would be desirable to have a method of operation of gasifier that maximizes production of power or chemicals from the syngas produced from gasifier while keeping
10 amount of un-reacted or unconverted carbon particles in the raw syngas under desirable low values.

It would be desirable to have a method of operation of gasifier that maximizes production of power or chemicals from the syngas produced from gasifier while keeping amount of un-reacted or unconverted carbon particles in the raw syngas and amount of
15 un-reacted carbon in ash under desirable low values.

It would be desirable to have a method of operation of gasifier that maximizes production of power or chemicals from the syngas produced from gasifier while keeping amount of soot in the raw syngas under desirable low values.

It would be desirable to have a method of operation of gasifier that maximizes
20 production of power or chemicals from the syngas produced from gasifier while keeping amount of soot in the raw syngas and amount of un-reacted carbon in ash under desirable low values.

The present disclosure provides various new and desirable gasifier designs and methods of operating a gasifier that are not known in the art. The present disclosure
25 accomplishes the needs described above.

SUMMARY

The present disclosure provides a method of gasification of carbonaceous materials in a gasifier to produce a product gas comprising carbon monoxide, hydrogen, and tar; said method comprising: adding one or more carbonaceous materials, adding a
30 molecular oxygen-containing gas and optionally adding water into said gasifier; wherein amount of total oxygen added to said gasifier in pounds per pound of total carbon added to said gasifier comprises greater than about 0.75. In one embodiment amount of total oxygen added to said gasifier in pounds per pound of total carbon added to said gasifier comprises about 0.75 to about 3.0. As an embodiment, the present disclosure further

comprising treating said product gas at a temperature of about 1750°F to about 3500°F in the presence of molecular oxygen to produce a raw syngas comprising carbon monoxide, hydrogen, and syngas-carbon. In one embodiment raw syngas also comprises carbon dioxide.

5 As an embodiment the present disclosure provides a method of gasification of carbonaceous materials in a gasifier to produce syngas using partial oxidation method; said gasifier comprising a first reaction zone and a second reaction zone; said method comprising: adding one or more carbonaceous materials into said first reaction zone of gasifier; adding a molecular oxygen containing gas and optionally adding water or steam
10 into one or both of said first reaction zone and second reaction zone of said gasifier; wherein amount of total oxygen added to said gasifier in pounds per pound of total carbon added to said gasifier comprises greater than about 1.25. In one embodiment amount of total oxygen added into said first reaction zone of said gasifier in pounds per pound of total carbon added to said gasifier comprises about 1.25 to about 3.5.

15 As an embodiment the present disclosure provides a method of gasification of carbonaceous materials in a gasifier to produce syngas; said gasifier comprising a first reaction zone and a second reaction zone; said method comprising: adding one or more carbonaceous materials into said first reaction zone of gasifier; adding a molecular oxygen containing gas and optionally adding water or steam into one or both of said first
20 reaction zone and second reaction zone of said gasifier; wherein amount of total oxygen added to said gasifier in pounds per pound of total carbon added to said gasifier comprises greater than about 1.25. In one embodiment amount of total oxygen added into said first reaction zone of said gasifier in pounds per pound of total carbon added to said gasifier comprises about 1.25 to about 3.5.

25 The present disclosure provides a method further comprising: subjecting said raw syngas to cooling and cleaning up to produce a clean syngas; contacting said clean syngas with a biocatalyst in a fermentation container to produce an alcohol product mixture.

 In one embodiment carbon to hydrogen mass ratio in one or more of said carbonaceous materials comprises 1 to 20. In one embodiment carbon to oxygen mass
30 ratio in one or more of said carbonaceous materials comprises 1 to 200.

 The present disclosure provides a method of gasification of carbonaceous materials in a gasifier to produce syngas using partial oxidation method; said gasifier comprising a first reaction zone, a second reaction zone and a chamber connecting first reaction zone to second reaction zone; said method comprising: adding one or more

carbonaceous materials into said first reaction zone of gasifier; adding a molecular oxygen containing gas and optionally adding water or steam into one or both of said first reaction zone and second reaction zone of said gasifier; comprising adding molecular oxygen containing gas into said chamber connecting said first reaction zone with said
5 second reaction zone of said gasifier.

The present disclosure provides a gasifier to produce syngas using partial oxidation method; said gasifier comprising a first reaction zone, a second reaction zone and a chamber connecting first reaction zone to second reaction zone; said method comprising: adding one or more carbonaceous materials into said first reaction zone of
10 gasifier; adding a molecular oxygen containing gas and optionally adding water or steam into one or both of said first reaction zone and second reaction zone of said gasifier; comprising adding molecular oxygen containing gas into said chamber connecting said first reaction zone with said second reaction zone of said gasifier.

The present disclosure provides a method of gasification of carbonaceous
15 materials in a gasifier to produce syngas; said gasifier comprising a first reaction zone, a second reaction zone and a chamber connecting first reaction zone to second reaction zone; said method comprising: adding one or more carbonaceous materials into said first reaction zone of gasifier; adding a molecular oxygen containing gas and optionally adding water or steam into one or both of said first reaction zone and second reaction zone of
20 said gasifier; comprising adding molecular oxygen containing gas into said chamber connecting said first reaction zone with said second reaction zone of said gasifier.

The present disclosure provides a gasifier to produce syngas; said gasifier comprising a first reaction zone, a second reaction zone and a chamber connecting first reaction zone to second reaction zone; said method comprising: adding one or more
25 carbonaceous materials into said first reaction zone of gasifier; adding a molecular oxygen containing gas and optionally adding water or steam into one or both of said first reaction zone and second reaction zone of said gasifier; comprising adding molecular oxygen containing gas into said chamber connecting said first reaction zone with said second reaction zone of said gasifier.

30

BRIEF DESCRIPTION OF THE FIGURES

Figure 1 (FIG. 1) comprises a schematic diagram illustrating an embodiment of the gasification process for this present disclosure; Figure 1 presents an embodiment of a two-stage gasification process.

Figure 2 (FIG. 2) comprises a schematic diagram illustrating an embodiment of the process of producing ethanol via gasification of carbonaceous materials.

Figure 3 (FIG. 3) comprises a schematic diagram illustrating an embodiment of the effect of total oxygen input into gasifier on syngas-carbon for various amounts of water input into gasifier.

Figure 4 (FIG. 4) comprises a schematic diagram illustrating an embodiment of the effect of total oxygen input into gasifier on amount of ethanol produced for various amounts of water input into gasifier.

Figure 5 (FIG. 5) comprises a schematic diagram illustrating an embodiment of the effect of total oxygen input into first reaction zone of gasifier on syngas-carbon for various amounts of water input into gasifier.

Figure 6 (FIG. 6) comprises a schematic diagram illustrating an embodiment of the effect of total oxygen input into first reaction zone of gasifier on amount of ethanol produced for various amounts of water input into gasifier.

DETAILED DESCRIPTION

Definitions

Unless otherwise defined, the following terms as used throughout this specification for the present disclosure are defined as follows and can include either the singular or plural forms of definitions below defined:

The term “about” modifying any amount refers to the variation in that amount encountered in real world conditions, for example, the variation in that amount encountered in real world conditions of sustaining microorganism culture, e.g., in the lab, pilot plant, or production facility. For example, an amount of an ingredient or measurement employed in a mixture or quantity when modified by “about” includes the variation and degree of care typically employed in measuring in an experimental condition in production plant or lab. For example, the amount of a component of a product when modified by “about” includes the variation between batches in a multiple experiments in the plant or lab and the variation inherent in the analytical method. Whether or not modified by “about,” the amounts include equivalents to those amounts. Any quantity stated herein and modified by “about” can also be employed in the present disclosure as the amount not modified by “about.”

The term “acetogen” or “acetogenic” refers to a bacterium that generates acetate as a product of anaerobic respiration. This process is different from acetate fermentation, although both occur in the absence of oxygen and produce acetate. These organisms are

also referred to as acetogenic bacteria, since all known acetogens are bacteria. Acetogens are found in a variety of habitats, generally those that are anaerobic (lack oxygen). Acetogens can use a variety of compounds as sources of energy and carbon; the best studied form of acetogenic metabolism involves the use of carbon dioxide as a carbon source and hydrogen as an energy source.

The term “ash-carbon” or “Ash-carbon” or “Ash-Carbon” means content of unconverted carbon in ash removed from gasifier.

The term “ash fusion temperature” means temperature at which at least a portion of ash or inorganic matter contained in carbonaceous material melts. Typically this temperature comprises about 1400°F.

The term “biocatalyst” means, for the present disclosure, natural catalysts, protein enzymes, living cells, microorganisms, and bacteria.

The terms “bioreactor,” “reactor,” or “fermentation bioreactor,” include a fermentation device consisting of one or more vessels and/or towers or piping arrangement, which includes the Continuous Stirred Tank Reactor (CSTR), Immobilized Cell Reactor (ICR), Trickle Bed Reactor (TBR), Bubble Column, Gas lift Fermenter, Static Mixer, or other device suitable for gas-liquid contact. Preferably for the method of this disclosure, the fermentation bioreactor comprises a growth reactor which feeds the fermentation broth to a second fermentation bioreactor, in which most of the product, ethanol, is produced.

“Carbonaceous material” as used herein refers to carbon rich material such as coal, and petrochemicals. However, in this specification, carbonaceous material includes any carbon material whether in solid, liquid, gas, or plasma state. Among the numerous items that can be considered carbonaceous material, the present disclosure contemplates: carbonaceous liquid product, carbonaceous industrial liquid recycle, carbonaceous municipal solid waste (MSW or msw), carbonaceous urban waste, carbonaceous agricultural material, carbonaceous forestry material, carbonaceous wood waste, carbonaceous construction material, carbonaceous vegetative material, carbonaceous industrial waste, carbonaceous fermentation waste, carbonaceous petrochemical coproducts, carbonaceous alcohol production coproducts, carbonaceous coal, tires, plastics, waste plastic, coke oven tar, fibersoft, lignin, black liquor, polymers, waste polymers, polyethylene terephthalate (PETA), polystyrene (PS), sewage sludge, animal waste, crop residues, energy crops, forest processing residues, wood processing residues, livestock wastes, poultry wastes, food processing residues, fermentative process wastes,

ethanol coproducts, spent grain, spent microorganisms, or their combinations. For this disclosure carbon dioxide and methane-containing gas are not considered carbonaceous materials. For avoidance of doubt, various carbonaceous material(s) can be construed in either the singular or plural form, where appropriate, regardless of singular or plural form
5 word usage as provided in this definition.

The term "fermentation" means fermentation of carbon monoxide (CO) to alcohols and acetate. A number of anaerobic bacteria are known to be capable of carrying out the fermentation of carbon monoxide (CO) to alcohols, including butanol and ethanol, and acetic acid, and are suitable for use in the process of the present disclosure. Examples
10 of such bacteria that are suitable for use in the disclosure include those of the genus Clostridium, such as strains of Clostridium ljungdahlii, including those described in WO 2000/68407, EP 117309, US Patent Nos. 5,173,429, 5,593,886, and 6,368,819, WO 1998/00558 and WO 2002/08438, and Clostridium autoethanogenum. Other suitable bacteria include those of the genus Moorella, including Moorella sp HUC22-1, and those
15 of the genus Carboxydotherrmus. The disclosures of each of these publications are fully incorporated herein by reference. In addition, other acetogenic anaerobic bacteria may be selected for use in the process of the disclosure by a person of skill in the art. It will also be appreciated that a mixed culture of two or more bacteria may be used in the process of the present disclosure. One microorganism suitable for use in the present disclosure is
20 Clostridium autoethanogenum that is available commercially from DSMZ and having the identifying characteristics of DSMZ deposit number DSMZ 10061. The fermentation may be carried out in any suitable bioreactor, such as a continuous stirred tank reactor (CTSR), a bubble column reactor (BCR) or a trickle bed reactor (TBR). Also, in some preferred embodiments of the disclosure, the bioreactor may comprise a first, growth reactor in
25 which the microorganisms are cultured, and a second, fermentation reactor, to which fermentation broth from the growth reactor is fed and in which most of the fermentation product (ethanol and acetate) is produced.

The term "fibersoft" or "Fibersoft" or "fibrosoft" or "fibrousoft" means a type of carbonaceous material that is produced as a result of softening and concentration of
30 various substances; in an example carbonaceous material is produced via steam autoclaving of various substances. In another example, the fibersoft can comprise steam autoclaving of municipal, industrial, commercial, medical waste resulting in a fibrous mushy material.

“Gasifier” or “gasifier” means counter-current fixed bed gasifier, co-current fixed bed gasifier, moving bed, fluidized bed gasifier, entrained flow gasifier, plasma arc gasifier, single stage gasifier, multistage gasifier, two stage gasifier, three stage gasifier, four stage gasifier, five stage gasifier, and their combinations.

5 The term “microorganism” includes bacteria, fungi, yeast, archaea, and protists; microscopic plants (called green algae); and animals such as plankton, the planarian and the amoeba. Some also include viruses, but others consider these as non-living. Microorganisms live in all parts of the biosphere where there is liquid water, including
10 the Earth's crust. Microorganisms are critical to nutrient recycling in ecosystems as they act as decomposers. Microbes are also exploited by people in biotechnology, both in traditional food and beverage preparation, and in modern technologies based on genetic engineering. It is envisioned that mixed strain microorganisms, that may or may not contain strains of various microorganisms, will be utilized in the present disclosure. Also,
15 it is envisioned that directed evolution can selectively screen microorganisms that can be utilized in the present disclosure. It is further envisioned that recombinant DNA technology can create microorganisms using select strains of existing microorganisms. It is envisioned that acetogenic anaerobic (or facultative) bacteria, which are able to convert carbon monoxide (CO) and water or hydrogen (H₂) and CO₂ into ethanol and acetic acid
20 products will be utilized in the present disclosure. Useful bacteria according to this disclosure include, without limitation, *Acetogenium kivui*, *Acetobacterium woodii*, *Acetoanaerobium noterae*, *Butyribacterium methylotrophicum*, *Caldanaerobacter subterraneus*, *Caldanaerobacter subterraneus pacificus*, *Carboxydothemus hydrogenoformans*, *Clostridium aceticum*, *Clostridium acetobutylicum*, *Clostridium Autoethanogenum*, *Clostridium thermoaceticum*, *Eubacterium limosum*, *Clostridium ljungdahlii* PETC, *Clostridium ljungdahlii* ERI2, *Clostridium ljungdahlii* C-01, *Clostridium ljungdahlii* O-52, *Clostridium ultunense*, *Clostridium ragsdalei*, *Clostridium carboxidivorans*, *Geobacter sulfurreducens*, *Moorella*, *Moorella thermacetica*, and *Peptostreptococcus productus*. Other acetogenic anaerobic bacteria are selected for use in
25 these methods by one of skill in the art. In some embodiments of the present disclosure, several exemplary strains of *C. ljungdahlii* include strain PETC (US Patent No. 5,173,429); strain ERI2 (US Patent No. 5,593,886) and strains C-01 and O-52 (US Patent No. 6,136,577). These strains are each deposited in the American Type Culture Collection, 10801 University Boulevard, Manassas, Va. 20110-2209, under Accession
30

Nos.: 55383 (formerly ATCC No. 49587), 55380, 55988, and 55989 respectively. Each of the strains of *C. ljungdahlii* is an anaerobic, gram-positive bacterium with a guanine and cytosine (G+C) nucleotide content of about 22 mole %. These bacteria use a variety of substrates for growth, but not methanol or lactate. These strains differ in their carbon monoxide (CO) tolerance, specific gas uptake rates and specific productivities. In the “wild” strains found in nature, very little ethanol production is noted. Strains of *C. ljungdahlii* operate ideally at 37.degree. C., and typically produce an ethanol to acetyl (i.e. which refers to both free or molecular acetic acid and acetate salts) product ratio of about 1:20 (1 part ethanol per 20 parts acetyl) in the “wild” state. Ethanol concentrations are typically only 1-2 g/L. While this ability to produce ethanol is of interest, because of low ethanol productivity the “wild” bacteria cannot be used to economically produce ethanol on a commercial basis. With minor nutrient manipulation the above-mentioned *C. ljungdahlii* strains have been used to produce ethanol and acetyl with a product ratio of 1:1 (equal parts ethanol and acetyl), but the ethanol concentration is less than 10 g/L, a level that results in low productivity, below 10 g/L-day. In addition culture stability is an issue, primarily due to the relatively high (8-10 g/L) concentration of acetyl (2.5-3 g/L molecular acetic acid) in combination with the presence of ethanol. Furthermore, as the gas rate is increased in an effort to produce more ethanol, the culture is inhibited, first by molecular acetic acid and then by carbon monoxide (CO). As a result, the culture becomes unstable and fails to uptake gas and produce additional product. Further, early work by the inventors showed difficulty in producing more than a 2:1 ratio of ethanol to acetyl in a steady state operation. A large number of documents describe the use of anaerobic bacteria, other than *C. ljungdahlii*, in the fermentation of sugars that do not consume carbon monoxide (CO), CO₂ and hydrogen (H₂) to produce solvents. In an attempt to provide high yields of ethanol, a variety of parameters have been altered which include: nutrient types, microorganism, specific addition of reducing agents, pH variations, and the addition of exogenous gases.

The term “municipal solid waste” or “MSW” or “msw” means waste comprising household, commercial, industrial and/or residual waste.

The term “syngas” or “synthesis gas” means synthesis gas which is the name given to a gas mixture that contains varying amounts of carbon monoxide and hydrogen. Examples of production methods include steam reforming of natural gas or hydrocarbons to produce hydrogen, the gasification of coal and in some types of waste-to-energy gasification facilities. The name comes from their use as intermediates in creating

synthetic natural gas (SNG) and for producing ammonia or methanol. Syngas is also used as an intermediate in producing synthetic petroleum for use as a fuel or lubricant via Fischer-Tropsch synthesis and previously the Mobil methanol to gasoline process. Syngas consists primarily of hydrogen, carbon monoxide, and very often some carbon dioxide, and has less than half the energy density (i.e., BTU content) of natural gas. Syngas is combustible and often used as a fuel source or as an intermediate for the production of other chemicals.

The term “syngas-carbon” or “Syngas-carbon” or “Syngas-Carbon” means content of unconverted carbon particles in raw syngas produced from gasification process.

10 The term “total carbon input into gasifier” or “total carbon added into gasifier” means sum of all carbon contained in anything fed into the gasifier, e.g. carbon contained in one or more carbonaceous materials as defined above added into the gasifier.

The term “total carbon input into first reaction zone of gasifier” or “total carbon added into first reaction zone of gasifier” means sum of all carbon contained in anything fed into first reaction zone of the gasifier, e.g. carbon contained in one or more carbonaceous materials as defined above added into first reaction zone of the gasifier.

15 The term “total oxygen input into gasifier” or “total oxygen added into gasifier” means sum of all oxygen contained in anything fed into the gasifier, e.g. oxygen contained in molecular oxygen containing gas added into the gasifier, oxygen contained in one or more carbonaceous materials as defined above added into the gasifier, oxygen contained in any water or steam added into the gasifier.

20 The term “total oxygen input into first reaction zone of gasifier” or “total oxygen added into first reaction zone of gasifier” means sum of all oxygen contained in anything fed into first reaction zone of the gasifier, e.g. oxygen contained in molecular oxygen containing gas added into first reaction zone of the gasifier, oxygen contained in one or more carbonaceous materials as defined above added into first reaction zone of the gasifier, oxygen contained in any water or steam added into first reaction zone of the gasifier.

DETAILED DESCRIPTION

30 The present disclosure will now be described more fully and with reference to the figures in which various embodiments of the present disclosure are shown. The subject matter of this disclosure may, however, be embodied in many different forms and should not be construed as being limited to the embodiments set forth herein.

The present disclosure provides a method of gasification of carbonaceous materials in a gasifier to produce a product gas comprising carbon monoxide, hydrogen, and tar; said method comprising: adding one or more carbonaceous materials, adding a molecular oxygen-containing gas and optionally adding water into said gasifier; wherein
5 the amount of total oxygen added to said gasifier in pounds per pound of total carbon added to said gasifier comprises greater than about 0.75. In one embodiment amount of total oxygen added to said gasifier in pounds per pound of total carbon added to said gasifier comprises about 0.75 to about 3.0. As embodiments, the present disclosure comprises water addition to said gasifier; comprises direct steam addition into said
10 gasifier; comprises water addition by partial direct steam addition into said gasifier; comprises adding one or more said carbonaceous materials containing moisture into said gasifier.

In an embodiment of the present disclosure one or more of said carbonaceous materials comprises selection from carbonaceous material, carbonaceous liquid product,
15 carbonaceous industrial liquid recycle, carbonaceous municipal solid waste (MSW or msw), carbonaceous urban waste, carbonaceous agricultural material, carbonaceous forestry material, carbonaceous wood waste, carbonaceous construction material, carbonaceous vegetative material, carbonaceous industrial waste, carbonaceous fermentation waste, carbonaceous petrochemical coproducts, carbonaceous alcohol
20 production coproducts, carbonaceous coal, tires, plastics, waste plastic, coke oven tar, fibersoft, lignin, black liquor, polymers, waste polymers, polyethylene terephthalate (PETA), polystyrene (PS), sewage sludge, animal waste, crop residues, energy crops, forest processing residues, wood processing residues, livestock wastes, poultry wastes, food processing residues, fermentative process wastes, ethanol coproducts, spent grain,
25 spent microorganisms, or their combinations. In one embodiment carbon content of one or more said carbonaceous materials comprises about 0.25 to about 1.0 pounds per pound of one or more said carbonaceous materials on a water free basis. In one embodiment hydrogen content of one or more said carbonaceous materials comprises about 0.0 to about 0.25 pounds per pound of one or more said carbonaceous materials on a water free
30 basis. In one embodiment oxygen content of one or more said carbonaceous materials comprises about 0.0 to about 0.5 pounds per pound of one or more said carbonaceous materials on a water free basis.

In one embodiment, said carbonaceous material comprises a plurality of carbonaceous materials selected from carbonaceous material, carbonaceous liquid

product, industrial carbonaceous liquid recycle, carbonaceous municipal solid waste (MSW), carbonaceous urban waste, carbonaceous agricultural material, carbonaceous forestry material, carbonaceous wood waste, carbonaceous construction material, carbonaceous vegetative material, carbonaceous petrochemical coproducts, carbonaceous coal, plastic, waste plastic, coke oven tar, fibersoft, tires, lignin, black liquor, polymers, waste polymers, polyethylene terephthalate (PETA), polystyrene (PS), sewage sludge, animal waste, crop residues, energy crops, forest processing residues, wood processing residues, livestock wastes, poultry wastes, food processing residues, fermentative process wastes, carbonaceous industrial waste, alcohol production wastes, ethanol coproducts, spent grains, spent microorganisms or combinations of any of these.

In an embodiment, the gasifier produces ash containing ash-carbon and wherein said ash comprises less than about 10% of ash-carbon. In an embodiment the gasifier produces ash containing ash-carbon and wherein said ash comprises less than about 5% of ash-carbon.

In an embodiment, the present disclosure provides a method for treating said product gas at a temperature in about 1750°F to about 3500°F in the presence of molecular oxygen to produce a raw syngas comprising carbon monoxide, hydrogen, and syngas-carbon. In various embodiments raw syngas also comprises carbon dioxide.

In an embodiment, carbon to hydrogen mass ratio in one or more of said carbonaceous material comprises 1 to 20. In one embodiment carbon to oxygen mass ratio in one or more of said carbonaceous material comprises 1 to 200.

As an embodiment, said raw-syngas comprises less than about 0.5 pound syngas-carbon per 1000 SCF raw-syngas produced.

The present disclosure provides a method of gasification of carbonaceous materials in a gasifier to produce syngas using partial oxidation method; said gasifier comprising a first reaction zone and a second reaction zone; said method comprising: adding one or more carbonaceous materials into said first reaction zone of gasifier; adding a molecular oxygen containing gas and optionally adding water or steam into one or both of said first reaction zone and second reaction zone of said gasifier; wherein amount of total oxygen added to said gasifier in pounds per pound of total carbon added to said gasifier comprises greater than about 1.25. In an embodiment amount of total oxygen added into said first reaction zone of said gasifier in pounds per pound of total carbon added to said gasifier comprises about 1.25 to about 3.5. In one embodiment said first reaction zone temperature comprises 650-1450°F. In one embodiment said second

reaction zone temperature comprises 1750-3500°F.

The present disclosure provides a method of gasification of carbonaceous materials in a gasifier to produce syngas; said gasifier comprising a first reaction zone and a second reaction zone; said method comprising: adding one or more carbonaceous materials into said first reaction zone of gasifier; adding a molecular oxygen containing gas and optionally adding water or steam into one or both of said first reaction zone and second reaction zone of said gasifier; wherein amount of total oxygen added to said gasifier in pounds per pound of total carbon added to said gasifier comprises greater than about 1.25. In an embodiment amount of total oxygen added into said first reaction zone of said gasifier in pounds per pound of total carbon added to said gasifier comprises about 1.25 to about 3.5. In one embodiment said first reaction zone temperature comprises 650-1450°F. In one embodiment said second reaction zone temperature comprises 1750-3500°F.

The present disclosure further provides a method comprising: subjecting said raw syngas to cooling and cleaning up to produce a clean syngas; contacting said clean syngas with a biocatalyst in a fermentation container to produce an alcohol product mixture. In one embodiment carbon to hydrogen mass ratio in one or more of said carbonaceous materials comprises 1 to 20. In one embodiment carbon to oxygen mass ratio in one or more of said carbonaceous materials comprises 1 to 200.

The present disclosure provides a method of gasification of carbonaceous materials in a gasifier to produce syngas using partial oxidation method; said gasifier comprising a first reaction zone, a second reaction zone and a chamber connecting first reaction zone to second reaction zone; said method comprising: adding one or more carbonaceous materials into said first reaction zone of gasifier; adding a molecular oxygen containing gas and optionally adding water or steam into one or both of said first reaction zone and second reaction zone of said gasifier; comprising adding molecular oxygen containing gas into said chamber connecting said first reaction zone with said second reaction zone of said gasifier.

The present disclosure provides a gasifier to produce syngas using partial oxidation method; said gasifier comprising a first reaction zone, a second reaction zone and a chamber connecting first reaction zone to second reaction zone; said method comprising: adding one or more carbonaceous materials into said first reaction zone of gasifier; adding a molecular oxygen containing gas and optionally adding water or steam into one or both of said first reaction zone and second reaction zone of said gasifier;

comprising adding molecular oxygen containing gas into said chamber connecting said first reaction zone with said second reaction zone of said gasifier.

The present disclosure provides a method of gasification of carbonaceous materials in a gasifier to produce syngas; said gasifier comprising a first reaction zone, a second reaction zone and a chamber connecting first reaction zone to second reaction zone; said method comprising: adding one or more carbonaceous materials into said first reaction zone of gasifier; adding a molecular oxygen containing gas and optionally adding water or steam into one or both of said first reaction zone and second reaction zone of said gasifier; comprising adding molecular oxygen containing gas into said chamber connecting said first reaction zone with said second reaction zone of said gasifier.

The present disclosure provides a gasifier to produce syngas; said gasifier comprising a first reaction zone, a second reaction zone and a chamber connecting first reaction zone to second reaction zone; said method comprising: adding one or more carbonaceous materials into said first reaction zone of gasifier; adding a molecular oxygen containing gas and optionally adding water or steam into one or both of said first reaction zone and second reaction zone of said gasifier; comprising adding molecular oxygen containing gas into said chamber connecting said first reaction zone with said second reaction zone of said gasifier.

In one embodiment of this disclosure the temperature of said gasifier comprises about 650°F to about 3500°F. In one embodiment the temperature comprises about 650°F to about 1450°F. In one embodiment the temperature of said gasifier comprises about 950°F to about 1400°F. In one embodiment the temperature of said gasifier is about 1400°F. In one embodiment the temperature of said gasifier comprises about 1750°F to about 2250°F. In one embodiment the temperature of said gasifier is about 2250°F.

In various embodiments of the present disclosure said tar-containing product gas can be treated to remove or destroy at least a part of tar contained in said tar-containing product gas using various tar removal methods described in the published art in order to produce a tar-free or less tar-containing raw syngas. In one embodiment of the present disclosure said tar-containing product gas is treated at a temperature of about 1750°F to about 3500°F in the presence of molecular oxygen to remove or produce a raw syngas comprising carbon monoxide, hydrogen, and syngas-carbon. In one embodiment of the present disclosure said tar-containing product gas is treated at a temperature of about 1750°F to about 3500°F in the presence of molecular oxygen to remove or produce a raw syngas comprising carbon dioxide. Presumably in such treatment tar is destroyed through

cracking of tar. Presumably in such treatment tar is destroyed through partial oxidation of tar. In one embodiment the treatment temperature comprises about 1750°F to about 2250°F. In one embodiment the treatment temperature is about 2250°F.

5 Operation of gasifier as above does not accomplish complete combustion of all carbon introduced in the gasifier to produce carbon dioxide. Presumably a partial oxidation of carbon is accomplished that increases production of carbon monoxide. Such partial oxidation may also lead to formation of un-reacted carbon particles or soot (“syngas-carbon”) that remains in the raw syngas. Raw syngas containing large amount of syngas-carbon is undesirable as it increases difficulty and cost of cleaning raw syngas. In 10 the method of this disclosure said raw-syngas comprises less than about 0.5 pound syngas-carbon per 1000 SCF raw-syngas produced. In one embodiment of the disclosure, said raw syngas comprises less than about 0.25 pound syngas-carbon per 1000 SCF raw syngas produced. In one embodiment, said raw syngas comprises less than about 0.125 pound syngas-carbon per 1000 SCF raw syngas produced.

15 Operation of gasifier as above does not accomplish complete combustion of all carbon introduced in the gasifier to produce carbon dioxide. Presumably an incomplete oxidation of carbon is accomplished that increases production of carbon monoxide. Such incomplete oxidation may also lead to formation of un-reacted carbon particles or soot (“syngas-carbon”) that remains in the raw syngas. Raw syngas containing large amount of 20 syngas-carbon is undesirable as it increases difficulty and cost of cleaning raw syngas. In the method of this disclosure said raw-syngas comprises less than about 0.5 pound syngas-carbon per 1000 SCF raw-syngas produced. In one embodiment of the disclosure, said raw syngas comprises less than about 0.25 pound syngas-carbon per 1000 SCF raw syngas produced. In one embodiment, said raw syngas comprises less than about 0.125 25 pound syngas-carbon per 1000 SCF raw syngas produced.

Gasification of carbonaceous materials to produce tar-containing product gas and subsequent treatment of said tar-containing product gas at high temperature in the presence of molecular oxygen containing gas (“tar cracking”) to produce tar-free or less-tar-containing raw syngas can be accomplished in multiple and separate process units or 30 in a single unit with multiple reaction zones or chambers or compartments.

Gasification of carbonaceous materials to produce tar-containing product gas and subsequent treatment of said tar-containing product gas at high temperature in the presence of molecular oxygen containing gas (“partial oxidation of tar”) to produce tar-free or less-tar-containing raw syngas can be accomplished in multiple and separate

process units or in a single unit with multiple reaction zones or chambers or compartments.

In one embodiment of the instant disclosure, a gasification unit is used that comprises two reaction zones: a first reaction zone that produces a tar-containing product gas and a second reaction zone that produces tar-free or less-tar-containing raw syngas from tar-containing product gas.

In one embodiment of the instant disclosure, a multi-stage gasification unit is used that comprises two reaction zones: a first reaction zone that produces a tar-containing product gas and a second reaction zone that produces tar-free or less-tar-containing raw syngas from tar-containing product gas.

In one embodiment of the instant disclosure, a two-stage gasification unit is used that comprises two reaction zones: a first reaction zone that produces a tar-containing product gas and a second reaction zone that produces tar-free or less-tar-containing raw syngas from tar-containing product gas.

In one embodiment of the present disclosure temperature in the first reaction zone should not be above the melting point of the inorganic components of the carbonaceous materials that form ash. This temperature might be called ash-fusion temperature. In one embodiment, the first reaction zone is maintained at a temperature of about 650°F to about 1450°F. In one embodiment, the first reaction zone is maintained at a temperature of about 950°F to about 1450°F. In one embodiment, the first reaction zone is maintained at a temperature of about 1400°F.

Temperature in the second reaction zone should be high enough for tar-cracking to occur effectively. In one embodiment, the second reaction zone is maintained at a temperature of about 1750°F to about 3500°F. In one embodiment, the second reaction zone is maintained at a temperature of about 1750°F to about 2250°F. In one embodiment, the second reaction zone is maintained at a temperature of about 2250°F. In addition to maintaining appropriate temperature, the second reaction zone should be sized in a way that an appropriate contact time or residence time is provided for tar-cracking. Typically a residence time of about 2 to about 5 seconds is maintained.

Temperature in the second reaction zone should be high enough for partial oxidation to occur effectively. In one embodiment, the second reaction zone is maintained at a temperature of about 1750°F to about 3500°F. In one embodiment, the second reaction zone is maintained at a temperature of about 1750°F to about 2250°F. In one embodiment, the second reaction zone is maintained at a temperature of about 2250°F. In

addition to maintaining appropriate temperature, the second reaction zone should be sized in a way that an appropriate contact time or residence time is provided for tar-cracking. Typically a residence time of about 2 to about 5 seconds is maintained.

In one embodiment, the second reaction zone is placed vertically above the first reaction zone. In one embodiment, the second reaction zone is placed vertically below the first reaction zone.

Molecular oxygen containing gas is added in the first reaction zone of said gasifier. Molecular oxygen containing gas is added in the second reaction zone of said gasifier. Molecular oxygen containing gas is added in both the first and the second reaction zones of said gasifier. Molecular oxygen containing gas can be air, oxygen-enriched air or pure oxygen. Molecular oxygen containing gas may contain from about 21 volume% to about 100 volume% molecular oxygen.

In this disclosure, total oxygen added in gasifier is the sum of oxygen content of the one or more carbonaceous materials added into gasifier, oxygen contained in any optionally added water or steam, and oxygen contained in molecular oxygen containing gas injected in both the first reaction zone or lower and the second reaction zone or upper chamber of the gasifier; total carbon added in gasifier is the sum of carbon content of one or more carbonaceous materials added into gasifier.

In this disclosure, total oxygen added in first reaction zone of gasifier is the sum of oxygen content of one or more carbonaceous materials added in the first reaction zone of gasifier, oxygen contained in any optionally added water or steam in the first reaction zone of gasifier, and oxygen contained molecular oxygen containing gas added in first reaction zone of the gasifier; total carbon added in first reaction zone of gasifier is the sum of carbon content of one or more carbonaceous materials added in the first reaction zone of gasifier.

In one embodiment total carbon added in the first reaction zone of gasifier is equal to total carbon added in gasifier.

In one embodiment total carbon added in the first reaction zone of gasifier is not equal to total carbon added in gasifier.

As an embodiment, the present disclosure also provides method of producing alcohol comprising:

subjecting said raw syngas to cooling and cleaning up to produce a clean syngas;

contacting said clean syngas with a biocatalyst in a fermentation container to produce an alcohol product mixture.

In one embodiment, one or more said alcohols comprises methanol. In one embodiment, one or more said alcohols comprises ethanol. In one embodiment, one or more said alcohols comprises methanol, ethanol, propanol, butanol, and their combinations.

5 In one embodiment an alcohol is selectively recovered from the alcohol product mixture. In one embodiment, the alcohol selectively recovered is ethanol. In one embodiment, the alcohol selectively recovered is butanol.

As an embodiment, said biocatalyst comprises: microorganisms; acetogenic bacteria; one or more strains selected from Clostridium, Moorella, and Carboxydotherrmus
10 or their mixed strains; Clostridium ljungdahlii. Said Clostridium ljungdahlii of the present disclosure is selected from the strains consisting of PETC, ERI-2, O-52 and C-01 or their combinations.

Figure 1 comprises a schematic diagram illustrating an embodiment of a gasifier. Figure 1 presents a schematic diagram of a two-stage gasifier. As an embodiment, Figure
15 1 presents a schematic diagram of a two-stage gasifier using partial oxidation. Referring now to Figure 1, one or more carbonaceous materials (150) is fed from a feed hopper (100) to the first reaction zone or lower chamber (200) of the gasifier for gasification. Molecular oxygen containing gas (220) is introduced into the lower chamber for assisting gasification. In one embodiment, water or steam can be added in the lower chamber to
20 assist gasification. Amount of oxygen injected in the lower chamber is regulated in a way to prevent complete combustion of the carbonaceous material. In other words, the lower chamber is oxygen-starved. Prevention of complete combustion is also regulated by adjusting temperature in the lower chamber. A temperature of 750 to 1450 degrees F is maintained in the lower chamber. In one embodiment, the temperature in the lower
25 chamber is adjusted in a way to prevent melting of any ash formed during gasification. In one embodiment, the temperature in the lower chamber is 1400 degrees F. In one embodiment, amount of molecular oxygen introduced in the lower chamber comprises 10 to 100 pound-moles per ton of carbonaceous material on a dry or water free basis.

A stream of gaseous material produced in the first reaction zone or lower chamber
30 moves to the second reaction zone or upper chamber (400) of the gasifier via the chamber (300) connecting the first reaction zone / lower chamber to the second reaction zone / upper chamber. A stream of ash (250) is removed from the lower chamber. A stream of gaseous material produced in the first reaction zone moves to the second reaction zone (400) of the gasifier via the connecting chamber (300) of the gasifier connecting the first

reaction zone to the second reaction zone. A stream of ash (250) is removed from the first reaction zone.

In an embodiment, steam can be added in first reaction zone / lower chamber (200). In an embodiment, steam can be added in second reaction zone / upper chamber (400). In an embodiment, steam can be added in first reaction zone / lower chamber (200) and second reaction zone / upper chamber (400). In an embodiment, steam can be added in chamber connecting first reaction zone / lower chamber to second reaction zone / upper chamber. In an embodiment, steam can be added in gas stream (310) going to chamber connecting first reaction zone / lower chamber to second reaction zone / upper chamber.

10 In an embodiment, continuous steam can be added in first reaction zone / lower chamber (200). In an embodiment, continuous steam can be added in second reaction zone / upper chamber (400). In an embodiment, continuous steam can be added in first reaction zone / lower chamber (200) and second reaction zone / upper chamber (400). In an embodiment, continuous steam can be added in chamber (300) connecting first reaction zone / lower chamber to second reaction zone / upper chamber. In an embodiment, continuous steam can be added in gas stream (310) going to chamber connecting first reaction zone / lower chamber to second reaction zone / upper chamber.

Presumably partial oxidation of tar contained in the gaseous material produced in the lower chamber is accomplished in the upper chamber. Presumably cracking of tar contained in the gaseous material produced in the lower chamber is accomplished in the upper chamber. A stream of molecular oxygen containing gas is introduced in the chamber connecting first reaction zone / lower chamber to second reaction zone / upper chamber (300) or throat of the gasifier in order to assist the partial oxidation and/or cracking of tar in the upper chamber. In one embodiment, molecular oxygen containing gas is introduced directly inside the upper chamber. Partial oxidation of tar is also regulated by adjusting the temperature in the upper chamber of the gasifier. Cracking of tar is also regulated by adjusting the temperature in the upper chamber of the gasifier. A temperature of 1750 to 3500 degrees F is maintained in the upper chamber. In one embodiment, the temperature in the upper chamber is 2250 degrees F. In one embodiment, amount of molecular oxygen introduced in the upper chamber comprises 10 to 100 pound-moles per ton of carbonaceous material on a dry or water free basis.

In one embodiment, the upper chamber is positioned at a level vertically above the top of the lower chamber. In one embodiment, the upper chamber is positioned at a level not vertically above the top of the lower chamber. In one embodiment, the lower chamber

and upper chamber are positioned at about the same vertical elevation, i.e. side by side. A stream of raw syngas (410) is removed from the upper chamber of the gasifier.

Figure 2 comprises a schematic diagram illustrating an embodiment of a process to produce ethanol from a carbonaceous material via gasification of said carbonaceous material. Referring now to Figure 2, a carbonaceous material (1) is fed into a gasifier (10) wherein the carbonaceous material is converted to producer gas or synthesis gas or syngas comprising carbon monoxide (CO) and hydrogen (H₂). A raw syngas product (11) is removed from the gasifier. The raw syngas is hot and it may contain sulfur-containing gas and other acidic gases, particulate material, etc and is subjected to cooling and clean up in a cooling and clean-up process (20). A cooled and cleaned up stream of syngas (21) is produced by the cooling and clean-up process that is introduced in a bioreactor or fermenter or fermentor (30) to produce ethanol. In the bioreactor carbon monoxide (CO) and hydrogen (H₂) of syngas is acted on by microorganisms to produce ethanol. An ethanol containing stream (31) is removed from the bioreactor. The ethanol containing stream can be further processed to produce fuel grade ethanol (not shown in diagram).

Figure 3 comprises a schematic diagram illustrating an embodiment of the effect of total oxygen input into gasifier on syngas-carbon for various amounts of water input into gasifier. As an embodiment, Figure 3 illustrates that trend of total syngas-carbon content decreases as the total oxygen input into gasifier increases. Figure 3 is a plot of syngas carbon in pounds per KSCF of raw syngas produced (y-axis) versus total oxygen input in pounds per pound total carbon input (x-axis). Figure 3 is a plot of syngas carbon in pounds per thousand SCF of raw syngas produced (y-axis) versus total oxygen input in pounds per pound total carbon input (x-axis). Figure 3 is a plot of syngas carbon in pounds per thousand SCF of raw syngas produced (y-axis) versus total oxygen input in pounds per pound total carbon input (x-axis); wherein total oxygen input is total oxygen input into gasifier and total carbon input is total carbon input into gasifier. For a total oxygen input into gasifier greater than about 1.4 pound per pound (lb/lb) total carbon input into gasifier, raw syngas comprises less than about one (1) pound (lb) syngas-carbon per one thousand standard cubic feet (1000 SCF or KSCF) of raw syngas produced. For a total oxygen input into the gasifier greater than about 1.5 pound per pound (lb/lb) total carbon input into gasifier, raw syngas comprises less than about 0.3 pound (lb) syngas-carbon per one thousand standard cubic feet (1000 SCF or KSCF) of raw syngas produced.

Figure 4 comprises a schematic diagram illustrating an embodiment of the effect of total oxygen input into gasifier on amount of ethanol produced for various amounts of water input into gasifier. As an embodiment, Figure 4 illustrates that trend of alcohol production initially increases with the increase in total oxygen input. Figure 4 is a plot of ethanol produced in pounds per pound total carbon input (y-axis) versus total oxygen input in pounds per pound total carbon input (x-axis). Figure 4 is a plot of ethanol produced in pounds per pound total carbon input (y-axis) versus total oxygen input in pounds per pound total carbon input (x-axis); wherein total oxygen input is total oxygen input into gasifier and total carbon input is total carbon input into gasifier. As an embodiment, Figure 4 illustrates that trend of alcohol production initially increases with the increase in total oxygen input and then decreases with increase in total oxygen input. As an embodiment, Figure 4 illustrates that trend of ethanol production initially increases with the increase in total oxygen input. As an embodiment, Figure 4 illustrates that trend of ethanol production initially increases with the increase in total oxygen input and then decreases with increase in total oxygen input. As an embodiment, Figure 4 illustrates that trend of ethanol production (pounds ethanol produced per pound of total carbon input into gasifier) increases with the increase in total oxygen input into gasifier up to total oxygen input of about one and a half (1.5) pound per pound (lb/lb) total carbon input into gasifier. As an embodiment, Figure 4 illustrates that trend of ethanol production (pounds ethanol produced per pound of total carbon input into gasifier) increases with the increase in total oxygen input into gasifier up to total oxygen input of about one and a half (1.5) pound per pound (lb/lb) total carbon input into gasifier and for total oxygen input into gasifier above one and a half (1.5) pound per pound (lb/lb) total carbon input into gasifier, ethanol production (pounds ethanol produced per pound of total carbon input into gasifier) decreases with increase in total oxygen input into gasifier.

Figure 5 comprises a schematic diagram illustrating an embodiment of the effect of total oxygen input into first reaction zone of gasifier on syngas-carbon for various amounts of water input into gasifier. As an embodiment, Figure 5 illustrates that trend of total syngas-carbon content of raw syngas decreases as the total oxygen input into first reaction zone of gasifier increases. Figure 5 is a plot of syngas carbon in pounds per KSCF of raw syngas produced (y-axis) versus total oxygen input into first reaction zone in pounds per pound total carbon input (x-axis). Figure 5 is a plot of syngas carbon in pounds per thousand SCF of raw syngas produced (y-axis) versus total oxygen input into first reaction zone in pounds per pound total carbon input (x-axis). Figure 5 is a plot of

syngas carbon in pounds per thousand SCF of raw syngas produced (y-axis) versus total oxygen input into first reaction zone in pounds per pound total carbon input (x-axis); wherein total oxygen input into first reaction zone is total oxygen input into first reaction zone of gasifier and total carbon input is total carbon input into gasifier. For a total oxygen input into first reaction zone of the gasifier greater than about 0.75 pound per pound (lb/lb) total carbon input into gasifier, raw syngas comprises less than about one (1) pound (lb) syngas-carbon per one thousand standard cubic feet (1000 SCF) of raw syngas produced. For a total oxygen input into first reaction zone of gasifier greater than about 0.9 pound per pound (lb/lb) total carbon input into gasifier, raw syngas comprises less than about 0.3 pound (lb) syngas-carbon per one thousand standard cubic feet (1000 SCF or KSCF) of raw syngas produced.

Figure 6 comprises a schematic diagram illustrating an embodiment of the effect of total oxygen input into first reaction zone of gasifier on amount of ethanol produced for various amounts of water input into gasifier. As an embodiment, Figure 6 illustrates that trend of alcohol production initially increases with increase in total oxygen input into first reaction zone of gasifier. Figure 6 is a plot of ethanol produced in pounds per pound total carbon input (y-axis) versus total oxygen input in first reaction zone in pounds per pound total carbon input (x-axis). Figure 6 is a plot of ethanol produced in pounds per pound total carbon input (y-axis) versus total oxygen input first reaction zone in pounds per pound total carbon input (x-axis); wherein total oxygen input first reaction zone is total oxygen input into first reaction zone of gasifier and total carbon input is total carbon input into gasifier. As an embodiment, Figure 6 illustrates that trend of alcohol production initially increases with the increase in total oxygen input into first reaction zone of gasifier and then decreases with increase in total oxygen input into first reaction zone of gasifier. As an embodiment, Figure 6 illustrates that trend of ethanol production initially increases with the increase in total oxygen input into first reaction zone of gasifier. As an embodiment, Figure 6 illustrates that trend of ethanol production initially increases with the increase in total oxygen input into first reaction zone of gasifier and then decreases with increase in total oxygen input into first reaction zone of gasifier. As an embodiment, Figure 6 illustrates that trend of ethanol production (pounds ethanol produced per pound of total carbon input into gasifier) increases with the increase in total oxygen input into first reaction zone of gasifier up to total oxygen input into first reaction zone of gasifier of about 0.9 pound per pound (lb/lb) total carbon input into gasifier. As an embodiment, Figure 6 illustrates that trend of ethanol production (pounds ethanol produced per pound

of total carbon input into gasifier) increases with the increase in total oxygen input into first reaction zone of gasifier up to total oxygen input into first reaction zone of gasifier of about 0.9 pound per pound (lb/lb) total carbon input into gasifier and for total oxygen input into first reaction zone of gasifier above 0.9 pound per pound (lb/lb) ethanol production (pounds ethanol produced per pound of total carbon input into gasifier),
5 decreases with increase in total oxygen input into first reaction zone of gasifier.

The foregoing descriptions of specific embodiments of the present disclosure are presented for purposes of illustration and description. They are not intended to be exhaustive or to limit the disclosure to the precise forms disclosed. Obviously, many
10 modifications and variations are possible in view of the above teachings. While the embodiments were chosen and described in order to best explain the principles of the disclosure and its practical applications, thereby enabling others skilled in the art to best utilize the disclosure, various embodiments with various modifications as are suited to the particular use are also possible.

15 In one embodiment of this disclosure alcohol is produced by contacting syngas with biocatalyst in a fermentation container to produce an alcohol product mixture. In one embodiment said alcohol comprises methanol, ethanol, propanol, and butanol or their combinations. In one embodiment said alcohol comprises ethanol. In one embodiment said biocatalyst comprises acetogenic bacteria. In one embodiment said biocatalyst
20 comprises one or more strains selected from Clostridium, Moorella, and Carboxydotherrmus or their mixed strains. In one embodiment said biocatalyst comprises one or more strains of Clostridium ljungdahlii. In one embodiment said Clostridium ljungdahlii is selected from the strains consisting of PETC, ERI-2, O-52 and C-01 or their combinations. In one embodiment said biocatalyst comprises one or more strains of
25 Clostridium carboxidivorans. In one embodiment said biocatalyst comprises one or more strains of Clostridium ragsdalei. In one embodiment said biocatalyst comprises one or more strains of Clostridium autoethanogenum.

EXAMPLES

A multistage gasifier is contemplated in the present disclosure. As an
30 embodiment, a multistage gasifier using partial oxidation method is contemplated in the present disclosure. The following examples utilize a two stage gasifier as shown in Figure 1. The gasifier comprises a first stage or first reaction zone or lower chamber and a second stage or second reaction zone or upper chamber. Carbonaceous material is fed to the lower chamber in which air, oxygen-enriched air or pure oxygen can be injected at a

controlled rate below a grate. For the examples presented below, pure oxygen is injected in the lower chamber. The lower chamber temperature and oxygen input is controlled such that only incomplete oxidation of carbonaceous material occurs, not complete combustion (also described as starved air or starved oxygen combustion). The lower chamber temperature and oxygen input is controlled such that only partial oxidation of carbonaceous material occurs, not complete combustion (also described as starved air or starved oxygen combustion). A temperature of about 750 to about 1450 degrees F is maintained in the lower chamber. In one embodiment, a temperature of about 1400 degrees F is maintained in the first stage. In one embodiment, a temperature less than about 1400 degrees F is maintained in the first stage or lower chamber. The gaseous product from the lower chamber moves to the second stage or upper chamber. Ash is removed from the lower chamber. Pure oxygen is introduced into the upper chamber to raise the temperature to an upper chamber temperature of about 1750 to about 3500 degrees F in order to accomplish cracking of any tar (such as heavy hydrocarbons) contained in the gaseous stream from the first stage. Pure oxygen is introduced into the upper chamber to raise the temperature to an upper chamber temperature of about 1750 to about 3500 degrees F in order to accomplish partial oxidation of any tar (such as heavy hydrocarbons) contained in the gaseous stream from the first stage. For the examples presented below, the upper chamber temperature is 2250 degrees F. A raw producer gas (also called raw synthesis gas or raw syngas) containing carbon monoxide (CO), hydrogen (H₂), CO₂, N₂ and other constituents {e.g., O₂, particulate matter (PM), tars, metals} is produced and removed from upper chamber. In one embodiment, steam can be injected in the lower chamber. In an embodiment, steam can be injected in the upper chamber.

Following gasification, the raw syngas is subjected to cooling and cleanup to produce a product syngas. The product syngas is introduced in a bioreactor or fermentor or fermenter to produce alcohols; methanol; ethanol; propanol; and/or butanol. In the examples below, ethanol is produced in the bioreactor.

In the examples below mathematical models were used to calculate the output of gasifier and fermenter for various process conditions and feed materials in lieu of actual experimentation. For calculation of gasifier output, a CHEMKIN mathematical model based was used.

The model used a 5% air leakage into the lower chamber or first reaction zone of the gasifier.

The model for the fermentation process involves a process that converts 90% carbon monoxide and a process that converts 40% hydrogen with 95% selectivity for each process to make ethanol.

Examples 1-29:

5 Examples 1-29 exemplify embodiment of gasification of carbonaceous materials containing no or negligible water and no water or steam directly added to gasifier as well as embodiment of gasification of carbonaceous materials containing substantial water and/or substantial amount of water or steam directly added to gasifier. The examples exemplify embodiments of gasification of single carbonaceous materials such as coal, 10 coke oven tar (coke), plastic, tire, wood, polystyrene (PS), polyethylene terephthalate (PETA) and plurality of carbonaceous material such as blends of tire and wood, plastic and wood, plastic and msw, and coke oven tar and fibersoft. For all these examples, the temperature in the first reaction zone is 1400°F and the temperature in the second reaction zone is 2250°F. Relevant carbonaceous material properties, other gasification conditions 15 and product data are summarized in Table I and Table II below.

As embodiments, following are descriptions of blends of carbonaceous materials shown in examples 1-29:

Biomass-VW-15: blend of 80 wt% biomass and 20 wt% construction wood waste or vegetative waste with a 15 wt% water content of the blend

20 Coke-fibersoft-10: blend of 50 wt% coke oven tar (coke) containing no water and 50 wt% wet fibersoft containing 20 wt% water giving a 10 wt% water for the blend

Coke-fibersoft-20: blend of 50 wt% coke oven tar (coke) containing no water and 50 wt% wet fibersoft containing 40 wt% water giving a 20 wt% water for the blend

25 Coke-fibersoft-30: blend of 50 wt% coke oven tar (coke) containing no water and 50 wt% wet fibersoft containing 60 wt% water giving a 30 wt% water for the blend

Plastic-MSW-03: blend of 90 wt% plastic containing 0.2 wt% water and 10 wt% MSW containing 30 wt% water giving a 3.2 wt% water for the blend

Plastic-MSW-08: blend of 75 wt% plastic containing 0.2 wt% water and 25 wt% MSW containing 30 wt% water giving a 7.7 wt% water for the blend

30 Plastic-MSW-15: blend of 50 wt% plastic containing 0.2 wt% water and 50 wt% MSW containing 30 wt% water giving a 15.1 wt% water for the blend

Plastic-wood-04: blend of 90 wt% plastic containing 0.2 wt% water and 10 wt% wood containing 40 wt% water giving a 4.2 wt% water for the blend

Plastic-wood-10: blend of 75 wt% plastic containing 0.2 wt% water and 25 wt% wood containing 40 wt% water giving a 10.2 wt% water for the blend

Plastic-wood-20: blend of 50 wt% plastic containing 0.2 wt% water and 50 wt% wood containing 40 wt% water giving a 20.1 wt% water for the blend

5 Tire-wood-00: blend of 85 wt% tire containing no water and 15 wt% wood containing 40 wt% water and then pre-dried to remove all water

Tire-wood-03: blend of 85 wt% tire containing no water and 15 wt% wood containing 40 wt% water and then pre-dried to 3 wt% water content of blend

10 Tire-wood-04: blend of 90 wt% tire containing no water and 10 wt% wood containing 40 wt% water giving a 4.0 wt% water for the blend

Tire-wood-06: blend of 85 wt% tire containing no water and 15 wt% wood containing 40 wt% water giving a 6.0 wt% water for the blend

Tire-wood-09: blend of 85 wt% tire containing no water and 15 wt% wood containing 40 wt% water and then added water to 9% water content of blend

15 Tire-wood-10: blend of 75 wt% tire containing no water and 25 wt% wood containing 40 wt% water giving a 10 wt% water for the blend

Tire-wood-12: blend of 85 wt% tire containing no water and 15 wt% wood containing 40 wt% water and then added water to 15% water content of blend

20 Tire-wood-15: blend of 85 wt% tire containing no water and 15 wt% wood containing 40 wt% water and then added water to 15% water content of blend

Table I. Properties of Carbonaceous Materials & Conditions of Gasification Processes for Examples 1-29

Ex #	Feed Carbonaceous Material	Composition of Feed Carbonaceous Material						Other Feed into Gasifier, pound-moles/DT		
		Carbon wt %*	Oxygen wt %*	Hydrogen wt %*	Ash wt %*	Other wt %*	Water wt %	Steam	O ₂ (FZ)	O ₂ (SZ)
		1	Biomass-VW-15	46.6	40.3	5.7	6.9	0.5	15.0	12.3
2	Coal	64.8	9.2	4.5	16.1	21.5	0.0	0.0	12.1	18.0
3	Coke-fibersoft-10	69.6	14.6	5.9	7.7	2.2	10.0	0.0	18.0	27.1
4	Coke-fibersoft-20	73.0	12.4	5.8	6.6	2.2	20.0	0.0	25.4	26.4
5	Coke-fibersoft-30	77.5	9.7	5.7	5.1	2.0	30.0	0.0	33.9	25.3
6	Coke oven tar	91.7	0.8	5.5	0.3	2.0	0.0	0.0	12.8	24.9
7	Plastic	73.0	10.6	9.5	3.4	6.9	0.2	0.0	24.3	29.8
8	Plastic-MSW-03	70.6	12.0	9.3	4.8	3.3	3.2	0.0	25.0	29.2
9	Plastic-MSW-08	66.8	14.3	8.9	7.0	3.0	7.7	0.0	27.0	26.7
10	Plastic-MSW-15	59.4	18.5	8.2	11.3	2.6	15.1	0.0	26.3	21.0
11	Plastic-wood-04	71.5	12.7	9.3	3.3	3.2	4.2	0.0	25.4	29.2
12	Plastic-wood-10	69.1	16.1	8.9	3.1	2.8	10.2	0.0	27.0	26.7
13	Plastic-wood-20	64.2	22.8	8.0	2.7	2.3	20.1	0.0	28.2	21.6
14	PETA	62.5	33.1	4.1	0.1	0.3	0.2	0.0	10.0	22.8
15	Polystyrene	86.8	3.9	8.4	0.5	0.9	0.2	0.0	30.7	30.7
16	Tire	64.2	4.4	5.0	25.6	26.4	0.0	0.0	11.5	16.8
17	Tire	64.2	4.4	5.0	25.4	1.0	0.0	50.0	26.7	20.9
18	Tire	64.2	4.4	5.0	25.4	1.0	0.0	60.0	28.5	20.0
19	Tire	64.2	4.4	5.0	25.4	1.0	0.0	70.0	30.1	19.3
20	Tire-wood-00	62.8	8.1	5.0	23.1	24.1	0.0	0.0	11.3	17.7
21	Tire-wood-03	62.8	8.1	5.0	23.1	1.0	3.0	0.0	13.4	19.9
22	Tire-wood-04	63.3	6.8	5.0	23.9	1.0	4.0	0.0	14.2	12.9
23	Tire-wood-06	62.8	8.1	5.0	23.1	1.0	6.0	0.0	15.4	22.2
24	Tire-wood-09	62.8	8.1	5.0	23.1	1.0	9.0	0.0	17.4	23.9
25	Tire-wood-10	61.7	10.9	5.1	21.4	0.9	10.0	0.0	17.6	23.6
26	Tire-wood-12	62.8	8.1	5.0	23.1	1.0	12.0	0.0	19.4	24.0
27	Tire-wood-15	62.8	8.1	5.0	23.1	1.0	15.0	0.0	21.4	23.3
28	Wood	49.5	43.1	5.4	1.5	2.0	0.0	0.0	6.3	17.4
29	Wood	49.5	43.1	5.5	1.5	0.4	40.0	0.0	24.5	13.3

NOTE: * indicates dry or water free basis; DT means ton of dry or water free carbonaceous material

Table II. Products of Gasification & Subsequent Fermentation Processes for Examples 1-29

Ex #	Feed	Raw Syngas Components Produced, pound-moles/DT					Raw Syngas Volume, KSCF/DT	Ash- Carbon, pound- moles /DT	Ethanol, pound- moles /DT
		CO	H ₂	CO ₂	H ₂ O	Syngas- Carbon			
1	Biomass-VW-15	59.1	49.3	17.9	38.8	0.1	60321	0.574	11.5
2	Coal	67.5	42.7	0.1	0.1	38.9	55782	1.340	12.3
3	Coke-fibersoft-10	108.9	67.8	1.6	2.6	4.8	68505	0.942	19.8
4	Coke-fibersoft-20	112.6	72.7	7.5	12.6	1.1	76228	0.546	20.6
5	Coke-fibersoft-30	113.0	77.4	15.2	27.0	0.5	86109	0.422	21.0
6	Coke oven tar	77.9	61.2	0.1	0.1	74.9	78465	0.025	15.0
7	Plastic	111.2	93.1	0.8	1.9	9.4	79625	0.284	21.7
8	Plastic-MSW-03	111.4	91.5	2.1	4.5	3.8	78546	0.399	21.7
9	Plastic-MSW-08	104.4	87.1	4.9	10.6	1.4	76746	0.586	20.4
10	Plastic-MSW-15	87.4	77.4	10.2	23.5	0.5	73293	0.942	17.4
11	Plastic-wood-04	112.3	91.7	2.6	5.4	3.2	79187	0.284	21.8
12	Plastic-wood-10	107.5	87.9	6.2	13.2	1.2	79482	0.266	20.9
13	Plastic-wood-20	92.8	78.1	13.6	29.7	0.4	78874	0.225	18.2
14	PETA	98.6	40.1	1.4	1.5	4.4	53409	0.004	16.6
15	Polystyrene	118.7	83.9	0.4	0.6	25.8	84425	0.038	22.2
16	Tire	58.2	49.4	0.0	0.1	46.8	56564	2.098	11.4
17	Tire	91.4	72.5	13.1	27.0	0.4	75191	2.098	17.6
18	Tire	88.3	74.0	16.3	35.5	0.3	78833	2.098	17.3
19	Tire	85.3	75.3	19.3	44.2	0.2	82470	2.098	16.9
20	Tire-wood-00	64.1	49.9	0.1	0.1	38.6	55973	1.924	12.3
21	Tire-wood-03	75.3	53.2	0.1	0.2	27.4	57335	1.924	14.1
22	Tire-wood-04	77.1	54.0	0.1	0.3	26.3	57949	1.990	14.4
23	Tire-wood-06	86.4	56.6	0.3	0.5	16.0	58779	1.924	15.9
24	Tire-wood-09	95.2	59.6	0.9	1.4	6.6	60300	1.924	17.3
25	Tire-wood-10	95.8	59.5	2.0	3.2	3.0	60202	2.168	17.4
26	Tire-wood-12	97.7	61.2	2.4	3.9	2.6	61867	1.924	17.8
27	Tire-wood-15	96.9	62.2	4.4	7.4	1.4	63527	1.924	17.7
28	Wood	75.8	44.9	6.7	10.2	0.6	50387	0.127	13.6
29	Wood	48.7	46.2	33.6	82.9	0.0	77345	0.127	9.9

5 All published documents are incorporated by reference herein. Numerous modifications and variations of the present disclosure are included in the above-identified specification and are expected to be obvious to one of skill in the art. Such modifications and alterations to the compositions and methods of the present disclosure are believed to be encompassed in the scope of the claims appended hereto. Accordingly, various
10 modifications, adaptations, and alternatives can occur to one skilled in the art without departing from the spirit and scope herein.

CLAIMS

We Claim:

1. A method of gasification of carbonaceous materials in a gasifier to
5 produce a product gas comprising carbon monoxide, hydrogen, and tar;
said method comprising: adding one or more carbonaceous materials, adding a
molecular oxygen-containing gas and optionally adding water into said gasifier;
wherein amount of total oxygen added to said gasifier in pounds per pound of total
carbon added to said gasifier comprises greater than about 0.75.
10
2. The method of claim 1 wherein amount of total oxygen added to said
gasifier in pounds per pound of total carbon added to said gasifier comprises about 0.75 to
about 3.0.
- 15 3. The method of claim 1 comprising water addition to said gasifier.
4. The method of claim 1 comprising direct steam addition into said gasifier.
5. The method of claim 1 comprising water addition by partial direct steam
20 addition into said gasifier.
6. The method of claim 1 comprising adding one or more said carbonaceous
materials containing moisture into said gasifier.
- 25 7. The method of claim 1 wherein one or more said carbonaceous materials
comprises selection from carbonaceous material, carbonaceous liquid product, industrial
carbonaceous liquid recycle, carbonaceous municipal solid waste (MSW), carbonaceous
urban waste, carbonaceous agricultural material, carbonaceous forestry material,
carbonaceous wood waste, carbonaceous construction material, carbonaceous vegetative
30 material, carbonaceous petrochemical coproducts, carbonaceous coal, plastic, waste
plastic, coke oven tar, fibersoft, tires, lignin, black liquor, polymers, waste polymers,
polyethylene terephthalate (PETA), polystyrene (PS), sewage sludge, animal waste, crop
residues, energy crops, forest processing residues, wood processing residues, livestock
wastes, poultry wastes, food processing residues, fermentative process wastes

carbonaceous industrial waste, alcohol production wastes, ethanol coproducts, spent grains, spent microorganisms or their combinations.

8. The method of claim 1 wherein carbon content of one or more said
5 carbonaceous materials comprises about 0.25 to about 1.0 pounds per pound of one or more said carbonaceous materials on a water free basis.

9. The method of claim 1 wherein hydrogen content of one or more said
10 carbonaceous materials comprises about 0.0 to about 0.25 pounds per pound of one or more said carbonaceous materials on a water free basis.

10. The method of claim 1 wherein oxygen content of one or more said
carbonaceous materials comprises about 0.0 to about 0.5 pounds per pound of one or more said carbonaceous materials on a water free basis.

15

11. The method of claim 1 wherein the gasifier produces ash comprising ash-carbon and wherein said ash comprises less than about 10% of ash-carbon.

12. The method of claim 1 wherein the gasifier produces ash comprising ash-carbon and wherein said ash comprises less than about 5% of ash-carbon.

20

13. The method of claim 1 further comprising treating said product gas at a temperature of about 1750°F to about 3500°F in the presence of molecular oxygen to produce a raw syngas comprising carbon monoxide, hydrogen, and syngas-carbon.

25

14. The method of claim 1, wherein carbon to hydrogen mass ratio in one or more of said carbonaceous materials comprises 1 to 20.

15. The method of claim 1, wherein carbon to oxygen mass ratio in one or
30 more of said carbonaceous materials comprises 1 to 200.

16. The method of claim 13 wherein said raw-syngas comprises less than about 0.5 pound syngas-carbon per 1000 SCF raw-syngas produced.

17. A method of gasification of carbonaceous materials in a gasifier to produce syngas;
said gasifier comprising a first reaction zone and a second reaction zone;
said method comprising:
5 adding one or more carbonaceous materials into said first reaction zone of gasifier;
adding a molecular oxygen containing gas and optionally adding water or steam into one or both of said first reaction zone and second reaction zone of said gasifier;
wherein amount of total oxygen added to said gasifier in pounds per pound of total
10 carbon added to said gasifier comprises greater than about 1.25.
18. The method of claim 17 wherein amount of total oxygen added into said first reaction zone of said gasifier in pounds per pound of total carbon added to said gasifier comprises about 1.25 to about 3.5.
15
19. The method of claim 17 wherein said first reaction zone temperature comprises 650-1450°F.
20. The method of claim 17 wherein said second reaction zone temperature
20 comprises 1750-3500°F.
21. The method of claim 13 or 17 further comprising:
subjecting said raw syngas to cooling and cleaning up to produce a clean syngas;
contacting said clean syngas with a biocatalyst in a fermentation container to
25 produce an alcohol product mixture.
22. The method of claim 17, wherein carbon to hydrogen mass ratio in one or more of said carbonaceous materials comprises 1 to 20.
- 30 23. The method of claim 17, wherein carbon to oxygen mass ratio in one or more of said carbonaceous materials comprises 1 to 200.
24. A method of gasification of carbonaceous materials in a gasifier to produce syngas;

said gasifier comprising a first reaction zone, a second reaction zone and a chamber connecting first reaction zone to second reaction zone;

said method comprising:

5 adding one or more carbonaceous materials into said first reaction zone of gasifier;

adding a molecular oxygen containing gas and optionally adding water or steam into one or both of said first reaction zone and second reaction zone of said gasifier;

comprising adding molecular oxygen containing gas into said chamber connecting said first reaction zone with said second reaction zone of said gasifier.

10

25. A gasifier to produce syngas;

said gasifier comprising a first reaction zone, a second reaction zone and a chamber connecting first reaction zone to second reaction zone;

said method comprising:

15 adding one or more carbonaceous materials into said first reaction zone of gasifier;

adding a molecular oxygen containing gas and optionally adding water or steam into one or both of said first reaction zone and second reaction zone of said gasifier;

20 comprising adding molecular oxygen containing gas into said chamber connecting said first reaction zone with said second reaction zone of said gasifier.

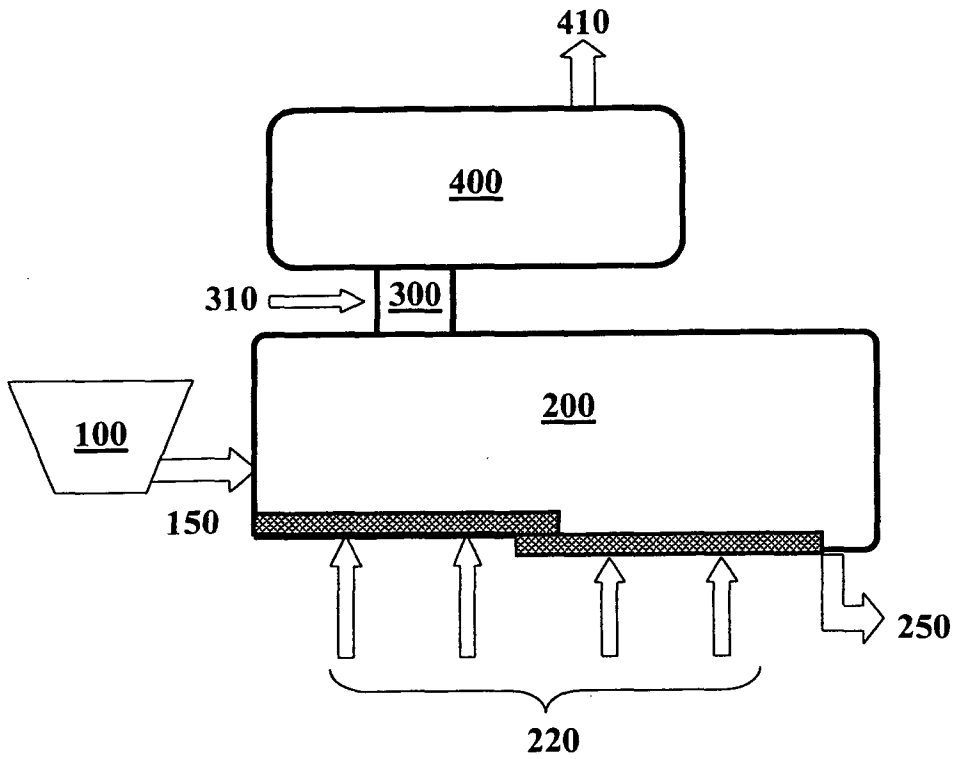


FIG. 1: Comprises A Schematic Diagram Illustrating An Embodiment Of The Gasification Process For This Present Disclosure; Figure 1 Presents An Embodiment Of A Two-Stage Gasification Process.

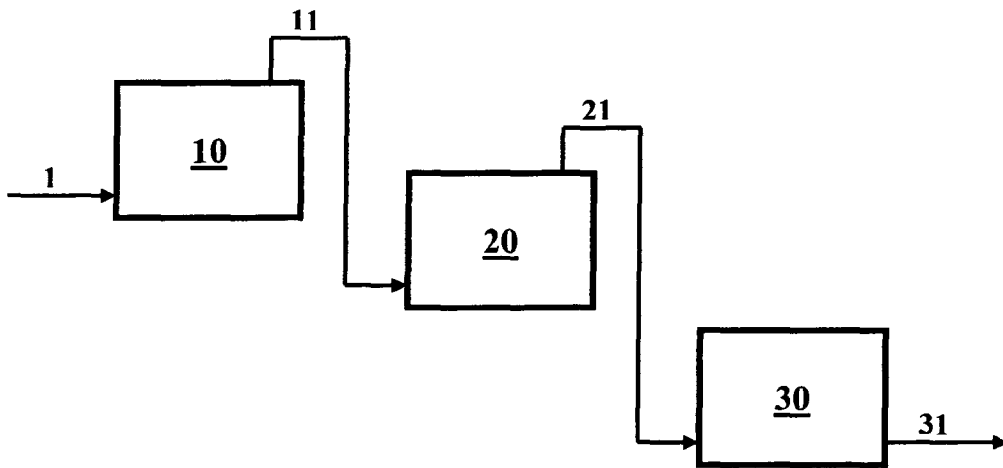


FIG. 2: Comprises A Schematic Diagram Illustrating An Embodiment Of The Process Of Producing Ethanol Via Gasification Of Carbonaceous Materials.

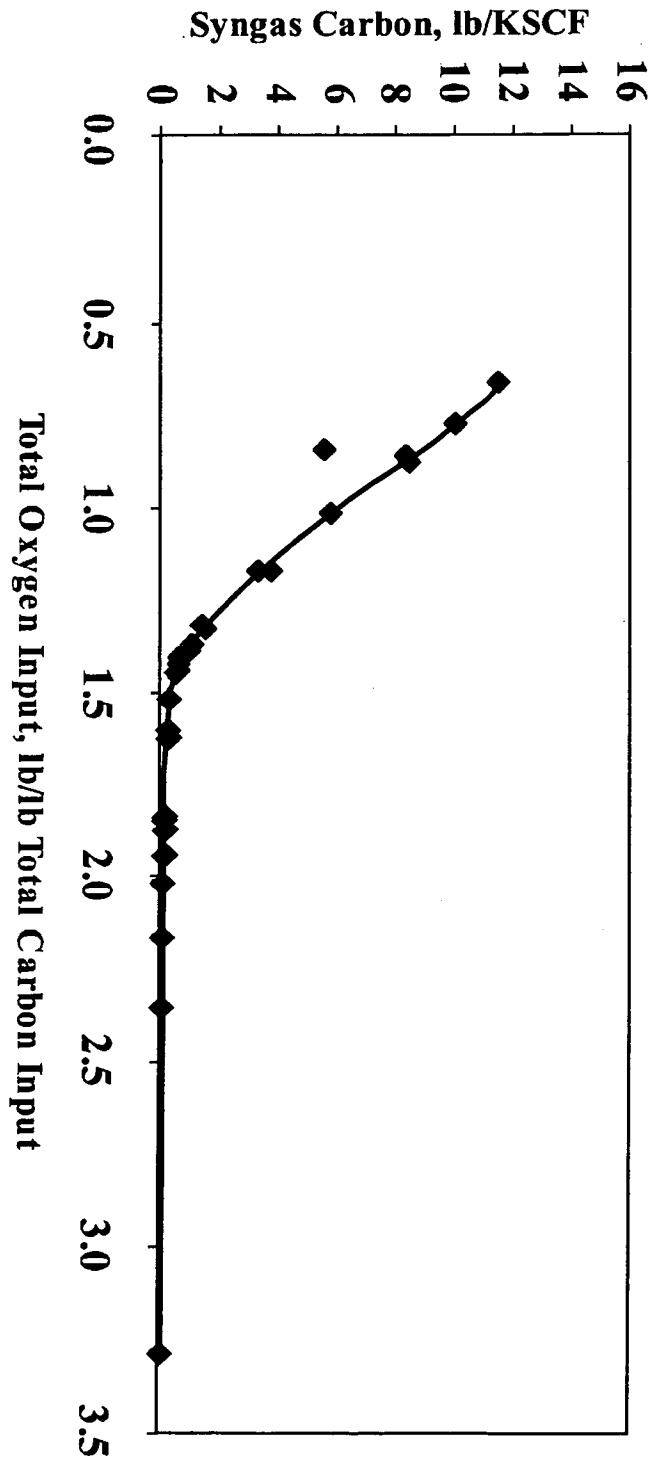


FIG. 3

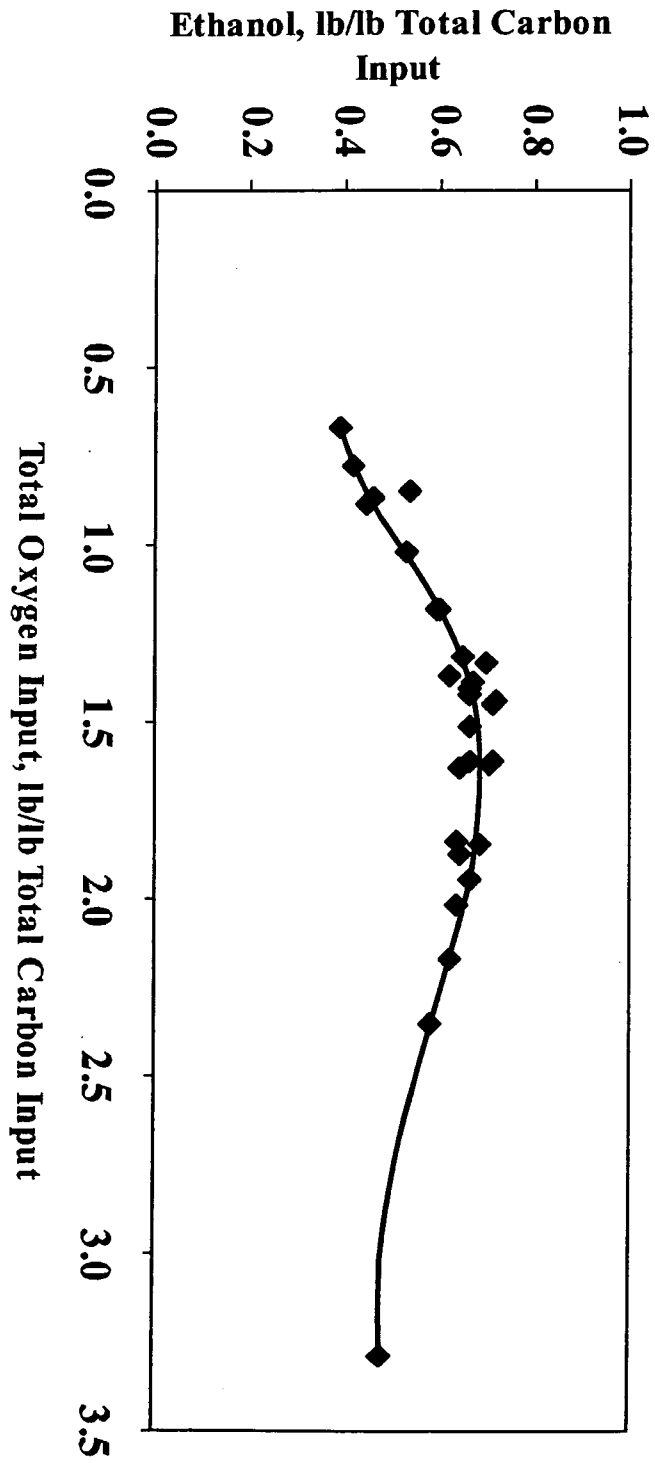


FIG. 4

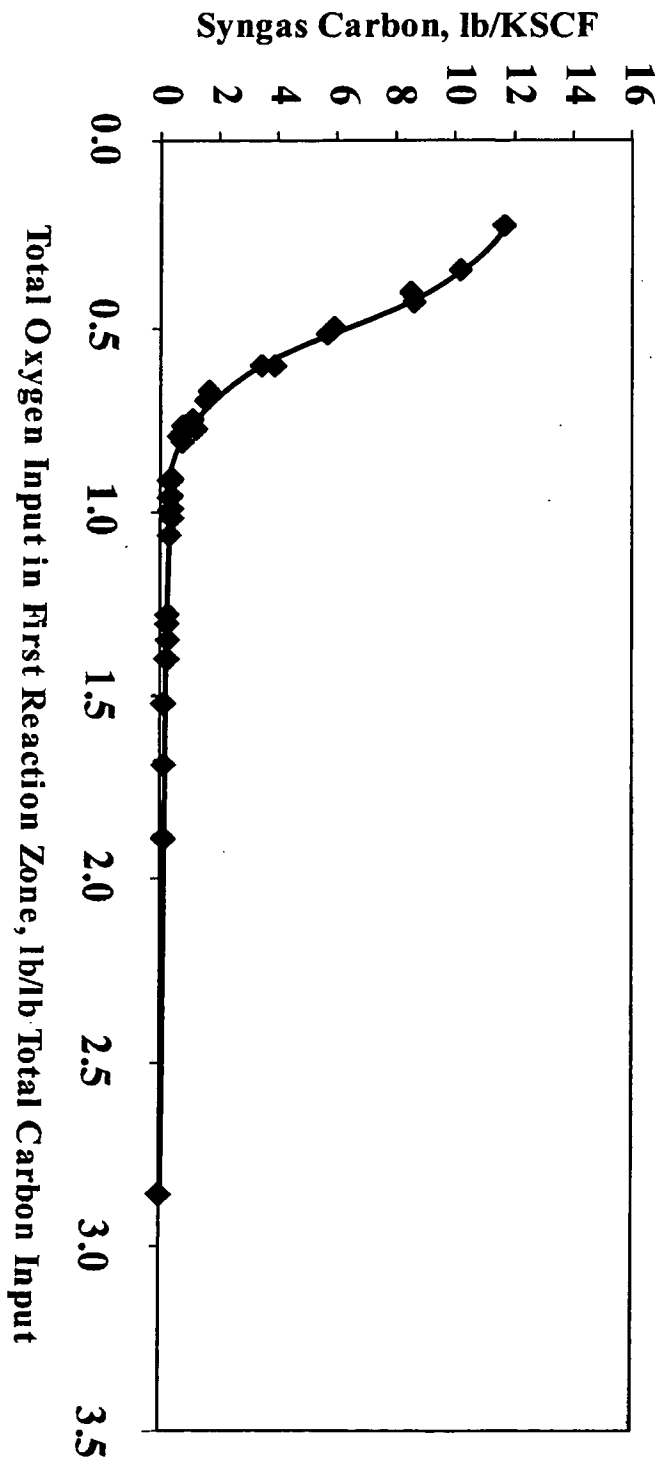


FIG. 5

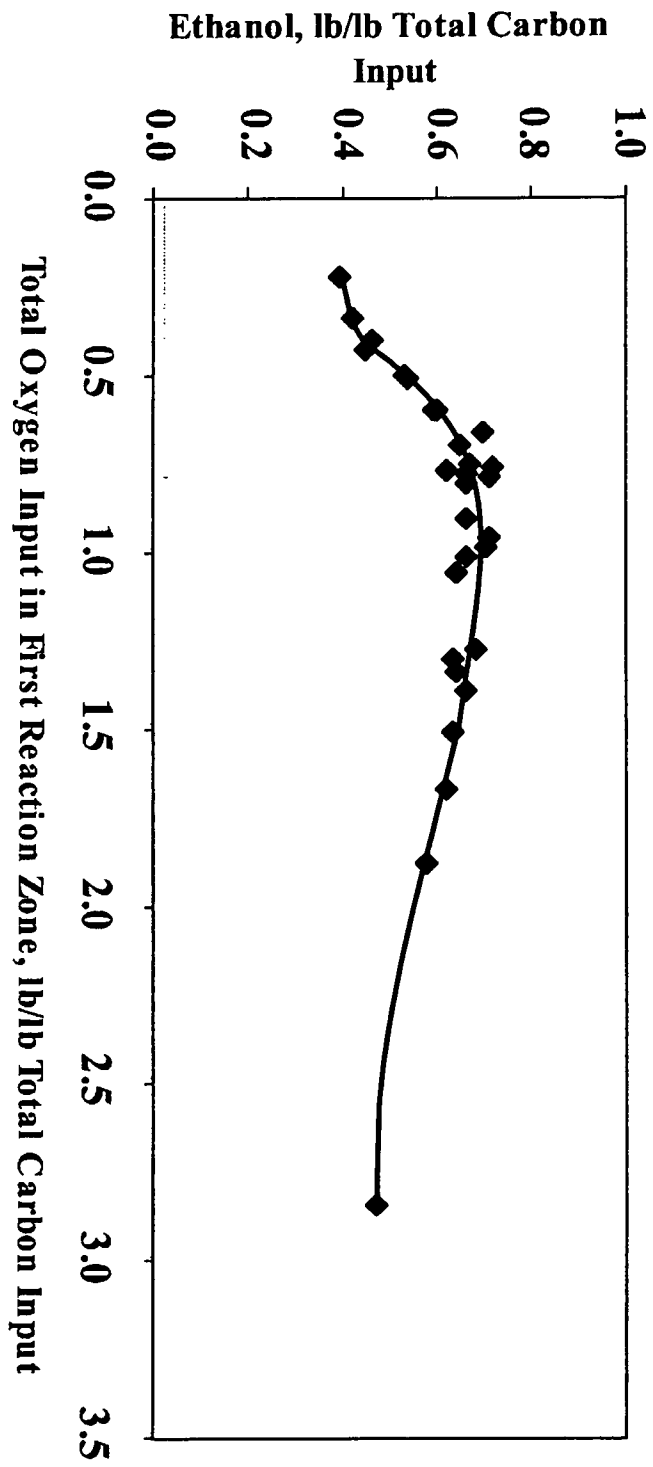


FIG. 6