



US00D723296S

(12) **United States Design Patent**
Sedwick

(10) **Patent No.:** **US D723,296 S**

(45) **Date of Patent:** **** Mar. 3, 2015**

(54) **ACCESSORY POST**

(71) Applicant: **Moен Incorporated**, North Olmsted, OH (US)

(72) Inventor: **Jennifer P. Sedwick**, Lakewood, OH (US)

(73) Assignee: **Moен Incorporated**, North Olmsted, OH (US)

(**) Term: **14 Years**

(21) Appl. No.: **29/495,328**

(22) Filed: **Jun. 30, 2014**

(51) **LOC (10) Cl.** **23-02**

(52) **U.S. Cl.**
USPC **D6/524; D6/550**

(58) **Field of Classification Search**
USPC D6/518-524, 546-550; D8/300, 370, D8/315; 108/28-29; 211/13.1, 16, 85.5, 211/86.01, 87.01, 88.04, 100, 105.1, 105.2, 211/106, 113, 123, 181.1, 182-183; 248/49, 175, 176.1, 200, 201, 205.1, 248/251, 302, 309.1, 315; 242/570, 590, 242/595-598

See application file for complete search history.

D449,950 S	11/2001	Lai
D452,100 S	12/2001	Gilbert
D452,790 S	1/2002	Chen
D454,744 S	3/2002	Ou-Young
D463,142 S	9/2002	Chou
D463,936 S	10/2002	Chen
D463,937 S	10/2002	Lee Wang
D466,346 S	12/2002	Moore
D466,348 S	12/2002	Yen
D466,349 S	12/2002	Tai
D466,703 S	12/2002	Chou
D466,746 S	12/2002	Chen
D469,291 S	1/2003	Ouyoung
D469,292 S	1/2003	Chen et al.
D470,701 S	2/2003	Kuo
D474,263 S	5/2003	Wales
D477,482 S	7/2003	Green
D477,486 S	7/2003	Green
D477,945 S	8/2003	Solowiej

(Continued)

Primary Examiner — Brian N Vinson

(74) *Attorney, Agent, or Firm* — Calfee, Halter & Griswold LLP

(57) **CLAIM**

The ornamental design for an accessory post, as shown and described.

DESCRIPTION

FIG. 1 is a perspective view of an accessory post of the new design;

FIG. 2 is a front elevational view of the accessory post of FIG. 1;

FIG. 3 is a left side elevational view of the accessory post of FIG. 1;


FIG. 4 is a right side elevational view of the accessory post of FIG. 1; and,

FIG. 5 is a top plan view of the accessory post accessory post of FIG. 1, the bottom plan view being a mirror image thereof. The portions of the Figures shown in broken lines are not part of the claimed design and are for illustration only.

1 Claim, 3 Drawing Sheets

(56) **References Cited**
U.S. PATENT DOCUMENTS

1,249,955 A	12/1917	Hendrickson, Jr. et al.
1,915,112 A	6/1933	Wittstein
2,542,941 A	2/1951	Post
D337,230 S	7/1993	Wang
D348,509 S	7/1994	Bollenbacher
D349,208 S	8/1994	Bollenbacher
D390,397 S	2/1998	Chen
D392,139 S	3/1998	Wu
D408,669 S	4/1999	Kuo
D422,820 S	4/2000	Chen
D431,139 S	9/2000	Chen



(56)

References Cited

U.S. PATENT DOCUMENTS

D478,438 S	8/2003	Solowiej	D524,918 S	7/2006	Barry	
D478,446 S	8/2003	Solowiej	D532,638 S	11/2006	Berberet et al.	
D482,757 S	11/2003	Blomstrom	D534,023 S	12/2006	Berberet et al.	
D483,585 S	12/2003	Chen	D540,087 S	4/2007	Barry	
D484,720 S	1/2004	Moore	D540,588 S	4/2007	Hoernig	
D493,314 S	7/2004	Gilbert	D544,269 S	6/2007	Hoernig	
D498,625 S	11/2004	Chang	D546,606 S	7/2007	Berberet	
D499,289 S	12/2004	Chang	D557,049 S	* 12/2007	Sedwick et al.	D6/524
D501,346 S	2/2005	Gilbert	D565,335 S	* 4/2008	Hoernig	D6/524
D510,495 S	10/2005	Gilbert	D573,385 S	* 7/2008	Guo et al.	D6/524
D512,860 S	12/2005	Ferrer Beltran	D576,437 S	9/2008	Krumpe et al.	
D514,856 S	2/2006	Ferrer Beltran	D605,935 S	12/2009	Zeyfang	
D516,354 S	3/2006	Sedwick	D637,700 S	5/2011	Antoniello	
D516,355 S	3/2006	Sedwick	D655,546 S	* 3/2012	Gilbert	D6/524
D516,849 S	3/2006	Ferrer Beltran	D655,547 S	3/2012	Domanski	
D520,282 S	5/2006	Hoernig	D665,480 S	8/2012	Kwok	
D520,602 S	5/2006	Koury et al.	D666,039 S	* 8/2012	Sedwick	D6/524
D520,789 S	5/2006	Zhu et al.	D668,488 S	10/2012	Nazario	
D520,790 S	5/2006	Chen	D671,348 S	11/2012	Cittadino	
D521,295 S	5/2006	Gilbert	D699,471 S	2/2014	Cahill	
			D699,968 S	2/2014	Cahill	
			D699,969 S	* 2/2014	Cahill	D6/524
			D706,056 S	* 6/2014	Georgeson	D6/524

* cited by examiner




FIG. 1

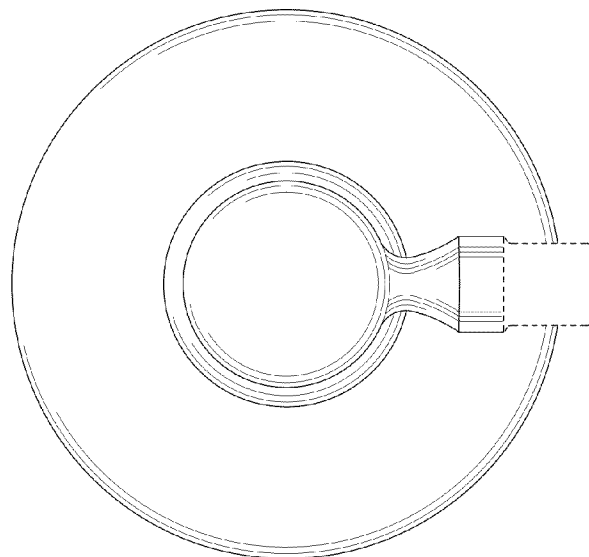


FIG. 2

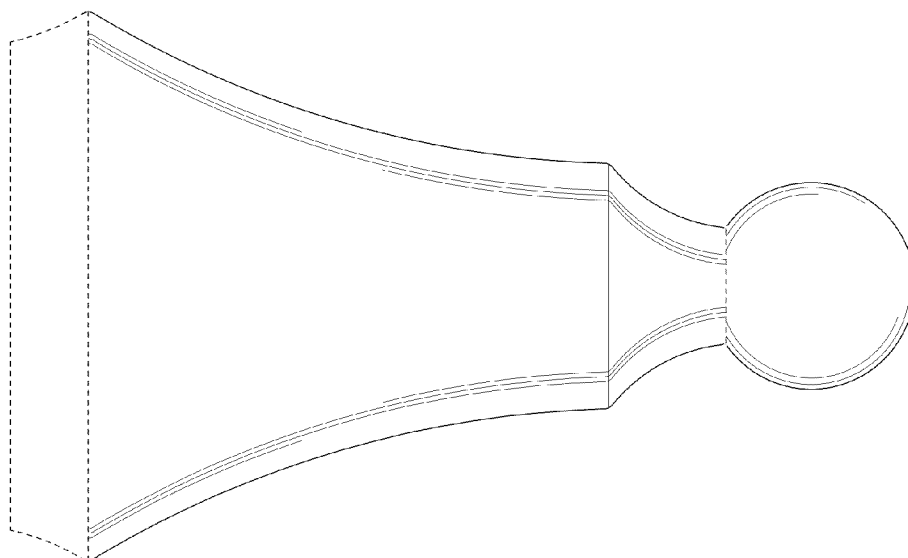


FIG. 3

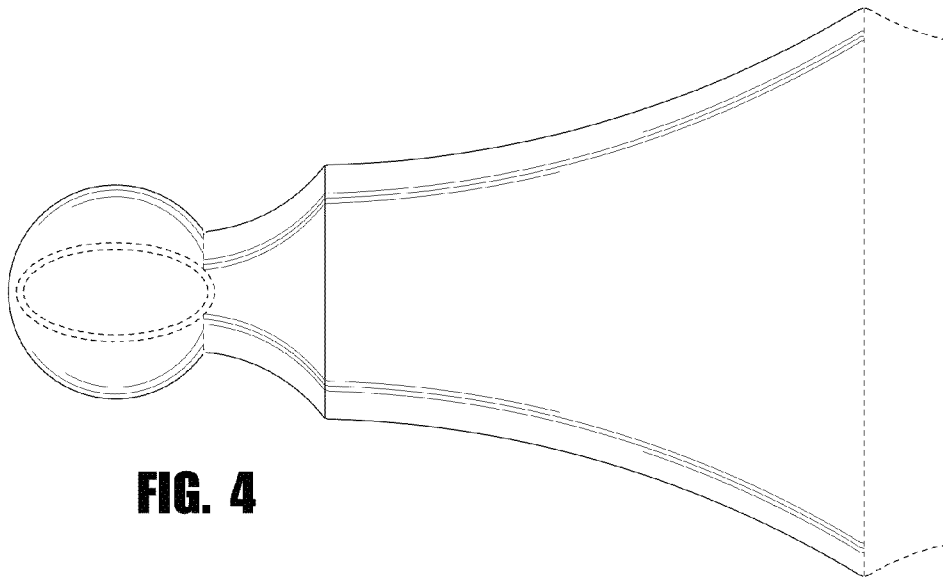


FIG. 4

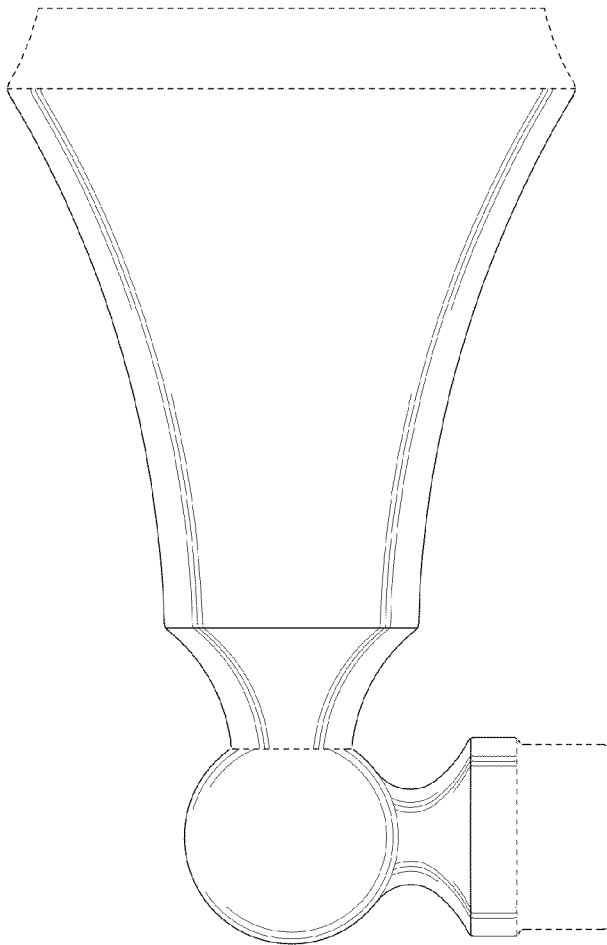


FIG. 5