



US00D851326S

(12) **United States Design Patent**  
**Tepo et al.**

(10) **Patent No.:** **US D851,326 S**  
(45) **Date of Patent:** **\*\* Jun. 11, 2019**

- (54) **BAFFLE FOR A LIGHT FIXTURE**
- (71) Applicant: **ABL IP Holding LLC**, Decatur, GA (US)
- (72) Inventors: **Megan Marie Tepo**, Atlanta, GA (US); **Douglas Dewayne Grove**, Grayson, GA (US); **John M. Reilly**, Atlanta, GA (US); **Joseph J. Onda**, Lawrenceville, GA (US); **James S. Conn**, Conyers, GA (US); **Jeff Robert Shaner**, Loganville, GA (US)
- (73) Assignee: **ABL IP Holding LLC**, Atlanta, GA (US)

D427,368 S *	6/2000	Kelmelis .....	D26/118
D501,269 S *	1/2005	Parres .....	D26/155
D506,849 S *	6/2005	Parres .....	D26/145
D589,207 S *	3/2009	Fujiwara .....	D26/138
D599,951 S *	9/2009	Pickard .....	D26/138
D601,295 S *	9/2009	Brown .....	D26/118
D636,118 S *	4/2011	Kim .....	D26/138
D653,799 S *	2/2012	Baker .....	D26/138
D691,321 S *	10/2013	Chen .....	D26/124
D745,210 S *	12/2015	Serwacki .....	D26/138
D750,315 S *	2/2016	Yao .....	D26/118
D759,873 S *	6/2016	Saaranen .....	D26/74
D789,597 S *	6/2017	Wallach .....	D26/138
D827,914 S *	9/2018	Momin .....	D26/124

- (\*\*) Term: **15 Years**
- (21) Appl. No.: **29/602,706**

\* cited by examiner  
*Primary Examiner* — Natasha Vujcic  
(74) *Attorney, Agent, or Firm* — Kilpatrick Townsend & Stockton LLP

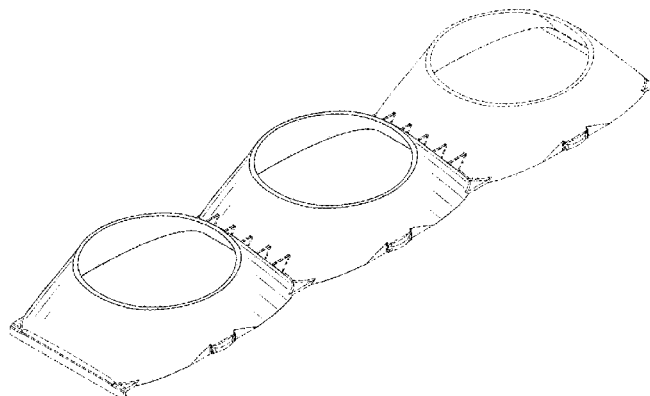
- (22) Filed: **May 2, 2017**
- (51) **LOC (11) Cl.** ..... **26-05**
- (52) **U.S. Cl.**  
USPC ..... **D26/138**
- (58) **Field of Classification Search**  
USPC ..... D26/76, 78, 79, 80, 81, 82, 83, 85, 86,  
D26/88, 90, 93, 111, 113, 118, 119, 120,  
D26/121, 122, 138, 139, 140, 141, 142,  
D26/152  
CPC ..... F21S 2/00; F21S 4/00; F21S 4/003; F21S  
4/005; F21S 4/006; F21S 4/007; F21S  
4/008; F21S 6/00; F21S 8/00; F21S  
8/024; F21S 8/026; F21S 8/031; F21S  
8/033; F21S 8/035–8/037; F21S 8/04;  
F21S 8/043; F21S 8/063  
See application file for complete search history.

(57) **CLAIM**  
The ornamental design for a baffle for a light fixture, as shown and described.

- (56) **References Cited**  
U.S. PATENT DOCUMENTS  
D158,240 S \* 4/1950 Wood ..... D26/124  
D386,802 S \* 11/1997 Kim ..... D10/109.2

**DESCRIPTION**  
FIG. 1 is a bottom plan view of the baffle;  
FIG. 2 is a bottom isometric view of the baffle of FIG. 1;  
FIG. 3 is a front elevation view of the baffle of FIG. 1;  
FIG. 4 is a rear elevation view of the baffle of FIG. 1;  
FIG. 5 is a left side elevation view of the baffle of FIG. 1;  
FIG. 6 is a right side elevation view of the baffle of FIG. 1;  
FIG. 7 is a top plan view of the baffle of FIG. 1;  
FIG. 8 is a top isometric view of the baffle of FIG. 1; and,  
FIG. 9 is a cross-sectional plan view of the baffle of FIG. 1 taken along line 9-9 of FIG. 3.  
The broken lines in the drawings illustrate portions of the baffle for a light fixture which forms no part of the claimed design.

**1 Claim, 9 Drawing Sheets**



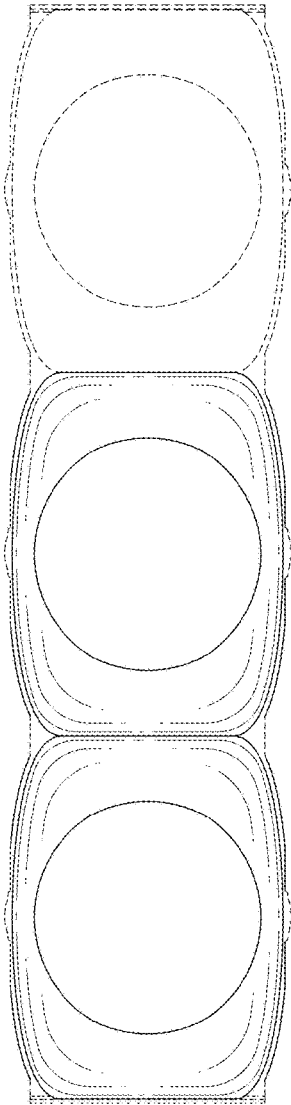


FIG. 1

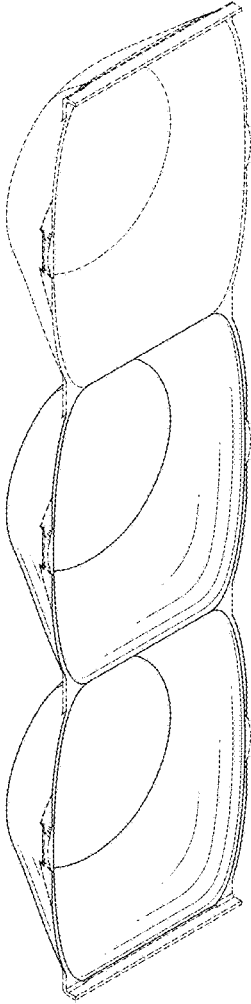


FIG.2



FIG.3

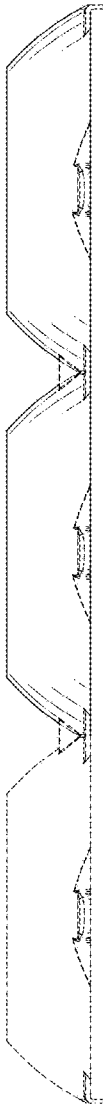


FIG.4




FIG.5




FIG.6

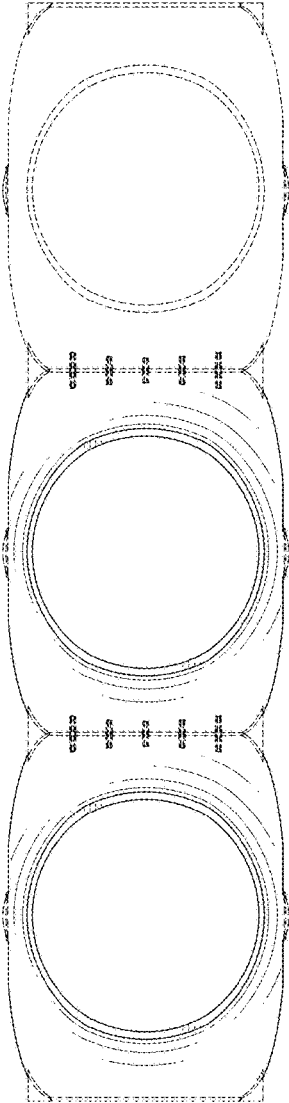


FIG. 7



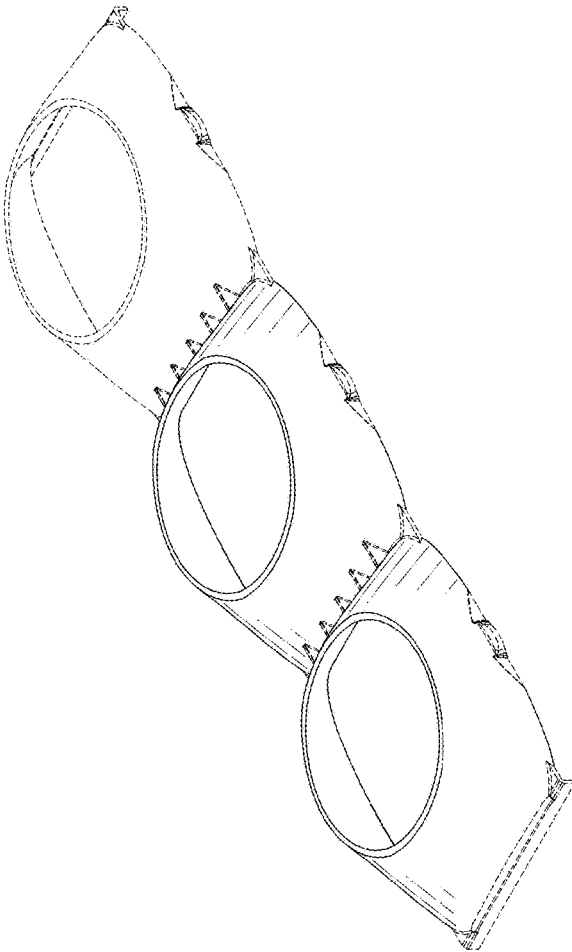


FIG. 8

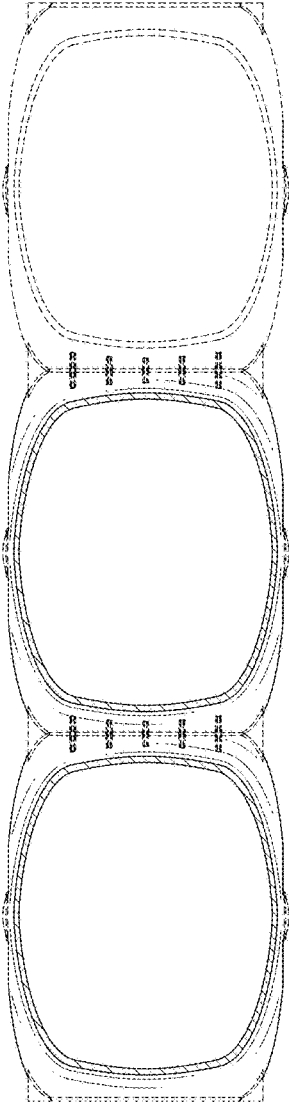


FIG. 9