



US00D503237S

(12) **United States Design Patent**
Boyert

(10) **Patent No.:** **US D503,237 S**

(45) **Date of Patent:** **** Mar. 22, 2005**

(54) **ORNAMENTAL FLOATING APPARATUS**

6,220,718 B1 4/2001 Burgess
6,579,089 B1 * 6/2003 Iu 431/291
D481,473 S * 10/2003 Walsh D26/9

(76) **Inventor:** **Carla Marie Boyert**, 1072 Bellus Rd,
Hinckley, OH (US) 44233

(**) **Term:** **14 Years**

(21) **Appl. No.:** **29/195,297**

(22) **Filed:** **Dec. 9, 2003**

(51) **LOC (7) Cl.** **26-01**

(52) **U.S. Cl.** **D26/9; D26/22**

(58) **Field of Search** D26/9, 10, 11,
D26/22, 23; 431/290, 291, 125; 362/101

(56) **References Cited**

U.S. PATENT DOCUMENTS

D245,936 S	9/1977	Roush	
D266,365 S	9/1982	Rosenbaum	
4,524,408 A	6/1985	Minera	
4,588,618 A	5/1986	Wolfe	
D415,295 S	* 10/1999	Kochis et al. D26/9
6,025,042 A	2/2000	Kligman et al.	

OTHER PUBLICATIONS

Illuminations 2000; p. 5; floating oil candles.*

* cited by examiner

Primary Examiner—Robin V. Taylor

(57) **CLAIM**

The ornamental design for an ornamental floating apparatus, as shown and described.


DESCRIPTION

FIG. 1 is a top plan view of an ornamental floating apparatus showing my new design;

FIG. 2 is a bottom elevational view thereof; and,

FIG. 3 is front elevational view thereof, the rear elevational view being a mirror image thereof.

1 Claim, 2 Drawing Sheets






FIG. 1

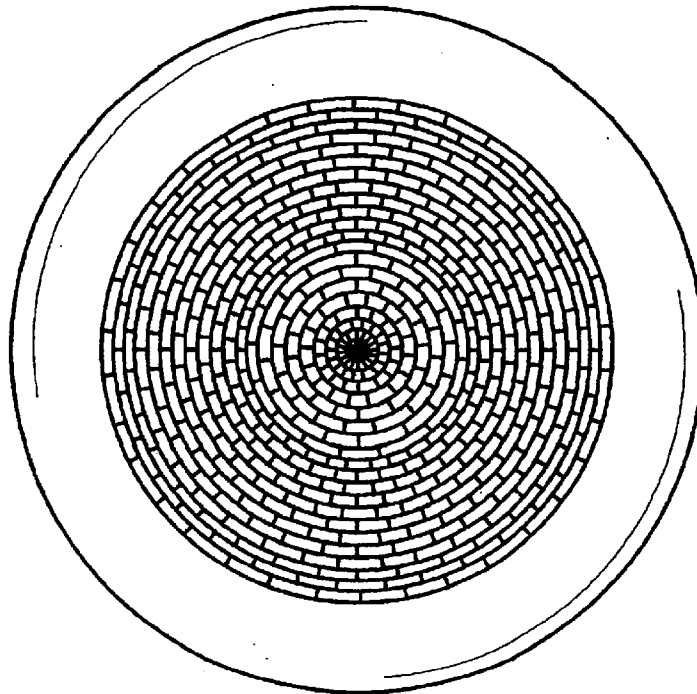


FIG. 2

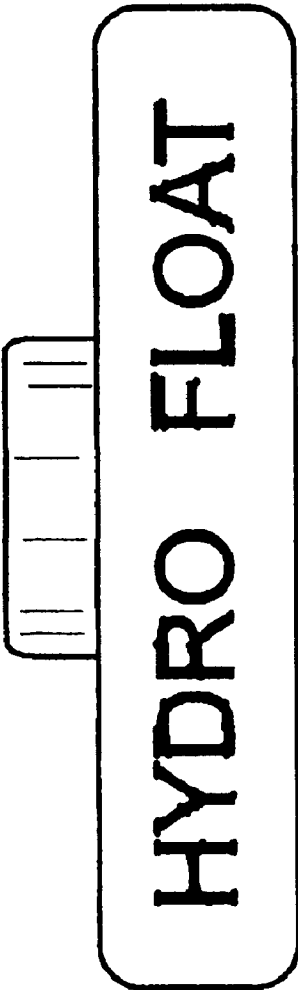


FIG. 3