



(43) International Publication Date  
28 May 2015 (28.05.2015)

(10) International Publication Number  
**WO 2015/077503 A1**

(51) International Patent Classification:

*C07D 403/04* (2006.01) *A61K 31/4178* (2006.01)  
*C07D 403/14* (2006.01) *A61P 11/00* (2006.01)  
*A61K 31/404* (2006.01)

(21) International Application Number:

PCT/US2014/066706

(22) International Filing Date:

20 November 2014 (20.11.2014)

(25) Filing Language:

English

(26) Publication Language:

English

(30) Priority Data:

61/907,965 22 November 2013 (22.11.2013) US  
62/038,121 15 August 2014 (15.08.2014) US

(71) Applicant: **PHARMAKEA, INC.** [US/US]; 12780 El Camino Real, Suite 200, San Diego, CA 92130 (US).

(72) Inventors: **HUTCHINSON, John, Edward**; 1262 Upas Street, San Diego, CA 92103 (US). **LONERGAN, David**; 1512 Black Walnut Drive, San Marcos, CA 92078 (US).

(74) Agent: **HOSTETLER, Michael, J.**; Wilson Sonsini Goodrich & Rosati, 650 Page Mill Road, Palo Alto, CA 94304 (US).

(81) Designated States (*unless otherwise indicated, for every kind of national protection available*): AE, AG, AL, AM, AO, AT, AU, AZ, BA, BB, BG, BH, BN, BR, BW, BY, BZ, CA, CH, CL, CN, CO, CR, CU, CZ, DE, DK, DM,

DO, DZ, EC, EE, EG, ES, FI, GB, GD, GE, GH, GM, GT, HN, HR, HU, ID, IL, IN, IR, IS, JP, KE, KG, KN, KP, KR, KZ, LA, LC, LK, LR, LS, LU, LY, MA, MD, ME, MG, MK, MN, MW, MX, MY, MZ, NA, NG, NI, NO, NZ, OM, PA, PE, PG, PH, PL, PT, QA, RO, RS, RU, RW, SA, SC, SD, SE, SG, SK, SL, SM, ST, SV, SY, TH, TJ, TM, TN, TR, TT, TZ, UA, UG, US, UZ, VC, VN, ZA, ZM, ZW.

(84) Designated States (*unless otherwise indicated, for every kind of regional protection available*): ARIPO (BW, GH, GM, KE, LR, LS, MW, MZ, NA, RW, SD, SL, ST, SZ, TZ, UG, ZM, ZW), Eurasian (AM, AZ, BY, KG, KZ, RU, TJ, TM), European (AL, AT, BE, BG, CH, CY, CZ, DE, DK, EE, ES, FI, FR, GB, GR, HR, HU, IE, IS, IT, LT, LU, LV, MC, MK, MT, NL, NO, PL, PT, RO, RS, SE, SI, SK, SM, TR), OAPI (BF, BJ, CF, CG, CI, CM, GA, GN, GQ, GW, KM, ML, MR, NE, SN, TD, TG).

**Declarations under Rule 4.17:**

- *as to applicant's entitlement to apply for and be granted a patent (Rule 4.17(ii))*
- *as to the applicant's entitlement to claim the priority of the earlier application (Rule 4.17(iii))*

**Published:**

- *with international search report (Art. 21(3))*
- *before the expiration of the time limit for amending the claims and to be republished in the event of receipt of amendments (Rule 48.2(h))*

(54) Title: AUTOTAXIN INHIBITOR COMPOUNDS

(57) Abstract: Described herein are compounds that are autotaxin inhibitors, methods of making such compounds, pharmaceutical compositions and medicaments comprising such compounds, and methods of using such compounds in the treatment of conditions, diseases, or disorders associated with autotaxin activity.



WO 2015/077503 A1

## **AUTOTAXIN INHIBITOR COMPOUNDS**

### **RELATED APPLICATIONS**

[0001] This application claims the benefit of U.S. Provisional Patent Application No. 61/907,965 entitled "AUTOTAXIN INHIBITOR COMPOUNDS" filed on November 22, 2013, and U.S. Provisional Patent Application No. 62/038,121 entitled "AUTOTAXIN INHIBITOR COMPOUNDS" filed on August 15, 2014, each of which are herein incorporated by reference in their entirety.

### **FIELD OF THE INVENTION**

[0002] Described herein are compounds that are autotaxin inhibitors, methods of making such compounds, pharmaceutical compositions and medicaments comprising such compounds, and methods of using such compounds in the treatment of conditions, diseases, or disorders associated with autotaxin activity.

### **BACKGROUND OF THE INVENTION**

[0003] Lysophosphatidic acid (LPA) is a lipid mediator that functions, for example, as a mitogen, chemoattractant, and survival factor for many cell types. LPA signaling is implicated in, for example, cancer and fibrotic diseases.

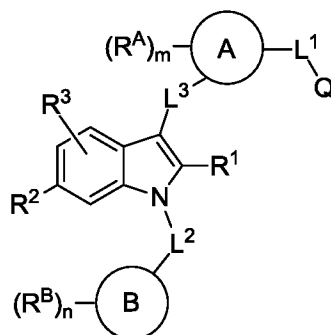
### **SUMMARY OF THE INVENTION**

[0004] Compounds described herein are autotaxin (ATX) inhibitors. In some embodiments, the autotaxin inhibitors described herein are useful as agents for the treatment or prevention of diseases or conditions in which ATX and/or LPA participates, is involved in the etiology or pathology of the disease, or is otherwise associated with at least one symptom of the disease. Inhibition of the physiological activity of ATX and/or LPA is useful in a variety of diseases or conditions. The ATX-LPA signaling pathway has been implicated in fibrotic diseases and cancer.

[0005] Compounds described herein are used in the treatment of diseases or conditions in which autotaxin activity contributes to the symptomology or progression of the disease, disorder or condition. In one aspect, the methods, compounds, pharmaceutical compositions, and medicaments described herein comprise autotaxin inhibitors.

[0006] In one aspect, described herein is a compound of Formula (I), or a pharmaceutically acceptable salt, or solvate thereof:

2



Formula (I)

wherein,

R<sup>1</sup> is -F, -Cl, -Br, -CN, vinyl, C<sub>3</sub>-C<sub>6</sub>cycloalkyl, -NH<sub>2</sub>, -NH(C<sub>1</sub>-C<sub>4</sub> alkyl), -N(C<sub>1</sub>-C<sub>4</sub> alkyl)<sub>2</sub>, -O-C<sub>1</sub>-C<sub>4</sub> alkyl, or -S-C<sub>1</sub>-C<sub>4</sub> alkyl;

R<sup>2</sup> is H, halogen, -CN, -NO<sub>2</sub>, -OH, -OR<sup>9</sup>, -SR<sup>9</sup>, -S(=O)R<sup>9</sup>, -S(=O)<sub>2</sub>R<sup>9</sup>, -S(=O)<sub>2</sub>N(R<sup>10</sup>)<sub>2</sub>, -NR<sup>10</sup>S(=O)<sub>2</sub>R<sup>9</sup>, -C(=O)R<sup>9</sup>, -OC(=O)R<sup>9</sup>, -CO<sub>2</sub>R<sup>10</sup>, -OCO<sub>2</sub>R<sup>9</sup>, -N(R<sup>10</sup>)<sub>2</sub>, -C(=O)N(R<sup>10</sup>)<sub>2</sub>, -OC(=O)N(R<sup>10</sup>)<sub>2</sub>, -NHC(=O)R<sup>9</sup>, -NHC(=O)OR<sup>9</sup>, C<sub>1</sub>-C<sub>4</sub>alkyl, C<sub>1</sub>-C<sub>4</sub>fluoroalkyl, C<sub>1</sub>-C<sub>4</sub>deuteroalkyl, C<sub>1</sub>-C<sub>4</sub>hydroxyalkyl, C<sub>1</sub>-C<sub>4</sub>heteroalkyl, C<sub>3</sub>-C<sub>6</sub>cycloalkyl, substituted or unsubstituted phenyl, or substituted or unsubstituted monocyclic heteroaryl;

Ring A is a monocyclic aryl, bicyclic aryl, monocyclic heterocycloalkyl, monocyclic heteroaryl or bicyclic heteroaryl;

each R<sup>A</sup> is H, halogen, -CN, -NO<sub>2</sub>, -OH, -OR<sup>9</sup>, -SR<sup>9</sup>, -S(=O)R<sup>9</sup>, -S(=O)<sub>2</sub>R<sup>9</sup>, -S(=O)<sub>2</sub>N(R<sup>10</sup>)<sub>2</sub>, -NR<sup>10</sup>S(=O)<sub>2</sub>R<sup>9</sup>, -C(=O)R<sup>9</sup>, -OC(=O)R<sup>9</sup>, -CO<sub>2</sub>R<sup>10</sup>, -OCO<sub>2</sub>R<sup>9</sup>, -N(R<sup>10</sup>)<sub>2</sub>, -C(=O)N(R<sup>10</sup>)<sub>2</sub>, -OC(=O)N(R<sup>10</sup>)<sub>2</sub>, -NHC(=O)R<sup>9</sup>, -NHC(=O)OR<sup>9</sup>, C<sub>1</sub>-C<sub>6</sub>alkyl, C<sub>1</sub>-C<sub>6</sub>fluoroalkyl, C<sub>1</sub>-C<sub>6</sub>deuteroalkyl, C<sub>1</sub>-C<sub>6</sub>heteroalkyl, substituted or unsubstituted C<sub>3</sub>-C<sub>10</sub>cycloalkyl, substituted or unsubstituted C<sub>2</sub>-C<sub>10</sub>heterocycloalkyl, substituted or unsubstituted phenyl, or substituted or unsubstituted monocyclic heteroaryl;

m is 0, 1, or 2;

L<sup>1</sup> is absent, C<sub>1</sub>-C<sub>6</sub>alkylene, C<sub>1</sub>-C<sub>6</sub>fluoroalkylene, or C<sub>3</sub>-C<sub>6</sub>cycloalkylene;

Q is -CO<sub>2</sub>H, -CO<sub>2</sub>(C<sub>1</sub>-C<sub>6</sub>alkyl), -OH, -CN, -B(OH)<sub>2</sub>, -C(=O)NHSO<sub>2</sub>R<sup>9</sup>, -C(=O)N(R<sup>10</sup>)<sub>2</sub>, -SO<sub>2</sub>NHC(=O)R<sup>9</sup>, -CN, tetrazolyl, -OP(=O)(OH)<sub>2</sub>, -P(=O)(OH)<sub>2</sub> or carboxylic acid bioisostere;

L<sup>2</sup> is absent, C<sub>1</sub>-C<sub>4</sub>alkylene, or C<sub>3</sub>-C<sub>7</sub>cycloalkylene;

L<sup>3</sup> is -S-, S(=O), S(=O)<sub>2</sub>, or -O-;

Ring B is a monocyclic aryl, bicyclic aryl, monocyclic heteroaryl or bicyclic heteroaryl;

each  $R^B$  is independently H, halogen, -CN, -NO<sub>2</sub>, -OH, -OR<sup>9</sup>, -SR<sup>9</sup>, -S(=O)R<sup>9</sup>, -S(=O)<sub>2</sub>R<sup>9</sup>, -S(=O)<sub>2</sub>N(R<sup>10</sup>)<sub>2</sub>, -NR<sup>10</sup>S(=O)<sub>2</sub>R<sup>9</sup>, -C(=O)R<sup>9</sup>, -OC(=O)R<sup>9</sup>, -CO<sub>2</sub>R<sup>10</sup>, -OCO<sub>2</sub>R<sup>9</sup>, -N(R<sup>10</sup>)<sub>2</sub>, -C(=O)N(R<sup>10</sup>)<sub>2</sub>, -OC(=O)N(R<sup>10</sup>)<sub>2</sub>, -NHC(=O)R<sup>9</sup>, -NHC(=O)OR<sup>9</sup>, C<sub>1</sub>-C<sub>6</sub>alkyl, C<sub>1</sub>-C<sub>6</sub>fluoroalkyl, C<sub>1</sub>-C<sub>6</sub>deuteroalkyl, C<sub>1</sub>-C<sub>6</sub>heteroalkyl, substituted or unsubstituted C<sub>3</sub>-C<sub>10</sub>cycloalkyl, substituted or unsubstituted C<sub>2</sub>-C<sub>10</sub>heterocycloalkyl, substituted or unsubstituted phenyl, C<sub>1</sub>-C<sub>4</sub>alkylene-(substituted or unsubstituted phenyl), substituted unsubstituted monocyclic heteroaryl, C<sub>1</sub>-C<sub>4</sub>alkylene-(substituted or unsubstituted monocyclic heteroaryl), a substituted or unsubstituted bicyclic heteroaryl, or C<sub>1</sub>-C<sub>4</sub>alkylene-(substituted or unsubstituted bicyclic heteroaryl);

n is 0, 1, or 2;

R<sup>9</sup> is C<sub>1</sub>-C<sub>6</sub>alkyl, C<sub>1</sub>-C<sub>6</sub>fluoroalkyl, C<sub>1</sub>-C<sub>6</sub>deuteroalkyl, C<sub>3</sub>-C<sub>6</sub>cycloalkyl, a substituted or unsubstituted phenyl, a substituted or unsubstituted monocyclic heteroaryl, or a substituted or unsubstituted bicyclic heteroaryl;

each R<sup>10</sup> is independently selected from H, C<sub>1</sub>-C<sub>6</sub>alkyl, C<sub>1</sub>-C<sub>6</sub>fluoroalkyl, C<sub>1</sub>-C<sub>6</sub>deuteroalkyl, C<sub>3</sub>-C<sub>6</sub>cycloalkyl, a substituted or unsubstituted phenyl, or a substituted or unsubstituted monocyclic heteroaryl; or

two R<sup>10</sup> groups attached to the same N atom are taken together with the N atom to which they are attached to form a substituted or unsubstituted heterocycle.

**[0007]** For any and all of the embodiments, substituents are selected from among a subset of the listed alternatives. For example, in some embodiments, X is -O-, -S-, -S(=O)-, or -S(=O)<sub>2</sub>-. In other embodiments, X is -O- or -S-. In other embodiments, X is -S-, -S(=O)-, or -S(=O)<sub>2</sub>-. In some embodiments, X is -S-.

**[0008]** In some embodiments, R<sup>1</sup> is -F, -Cl, -Br, -CN, vinyl, cyclopropyl, cyclobutyl, -NH<sub>2</sub>, -NH(CH<sub>3</sub>), -N(CH<sub>3</sub>)<sub>2</sub>, -O-CH<sub>3</sub>, or -S-CH<sub>3</sub>.

**[0009]** In some embodiments, R<sup>1</sup> is vinyl, cyclopropyl, or cyclobutyl.

**[0010]** In some embodiments, R<sup>1</sup> is cyclopropyl, or cyclobutyl.

**[0011]** In some embodiments, R<sup>1</sup> is -F, -Cl, or -Br.

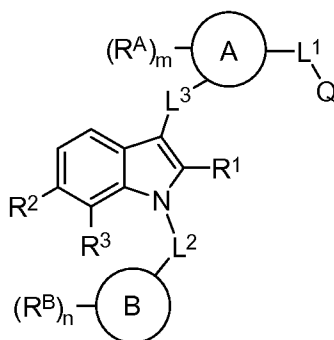
**[0012]** In some embodiments, L<sup>2</sup> is absent, or C<sub>1</sub>-C<sub>4</sub>alkylene; L<sup>3</sup> is -S-, S(=O), or S(=O)<sub>2</sub>.

**[0013]** In some embodiments, L<sup>2</sup> is absent, -CH<sub>2</sub>-, -CH<sub>2</sub>CH<sub>2</sub>-, -CH<sub>2</sub>CH<sub>2</sub>CH<sub>2</sub>-, or -CH(CH<sub>3</sub>)-.

**[0014]** In some embodiments, L<sup>1</sup> is absent, -CH<sub>2</sub>-, -CH<sub>2</sub>CH<sub>2</sub>-, -CH<sub>2</sub>CH<sub>2</sub>CH<sub>2</sub>-, -CH(CH<sub>3</sub>)-, -CH(CH<sub>2</sub>CH<sub>3</sub>)-, -C(CH<sub>3</sub>)<sub>2</sub>-, -C(CH<sub>2</sub>CH<sub>3</sub>)<sub>2</sub>-, cyclopropyl-1,1-diyl, cyclobutyl-1,1-diyl, cyclopentyl-1,1-diyl or cyclohexyl-1,1-diyl; Q is -CO<sub>2</sub>H, -CO<sub>2</sub>(C<sub>1</sub>-C<sub>6</sub>alkyl), -C(=O)NHSO<sub>2</sub>R<sup>9</sup> or tetrazolyl.

[0015] In some embodiments,  $L^1$  is absent or  $-\text{CH}_2-$ ; Q is  $-\text{CO}_2\text{H}$ , or  $-\text{CO}_2(\text{C}_1\text{-C}_6\text{alkyl})$ .

[0016] In some embodiments, the compound of Formula (I) has the following structure of Formula (II):



Formula (II)

or a pharmaceutically acceptable salt, or solvate thereof.

[0017] In some embodiments, Ring A is phenyl, naphthyl, monocyclic heteroaryl containing 1-4 N atoms and 0 or 1 O or S atoms, monocyclic heteroaryl containing 0-4 N atoms and 1 O or S atoms, bicyclic heteroaryl containing 1-4 N atoms and 0 or 1 O or S atoms, or bicyclic heteroaryl containing 0-4 N atoms and 1 O or S atoms; Ring B is phenyl, naphthyl, monocyclic heteroaryl containing 1-4 N atoms and 0 or 1 O or S atoms, monocyclic heteroaryl containing 0-4 N atoms and 1 O or S atoms, bicyclic heteroaryl containing 1-4 N atoms and 0 or 1 O or S atoms, or bicyclic heteroaryl containing 0-4 N atoms and 1 O or S atoms.

[0018] In some embodiments, Ring A is phenyl, naphthyl, furanyl, pyrrolyl, oxazolyl, thiazolyl, imidazolyl, pyrazolyl, triazolyl, tetrazolyl, isoxazolyl, isothiazolyl, oxadiazolyl, thiadiazolyl, pyridinyl, pyrimidinyl, pyrazinyl, pyridazinyl, triazinyl, quinolinyl, isoquinolinyl, quinazolinyl, quinoxalinyl, naphthyridinyl, indolyl, indazolyl, benzoxazolyl, benzisoxazolyl, benzofuranyl, benzothienyl, benzothiazolyl, benzimidazolyl, purinyl, cinnolinyl, phthalazinyl, pteridinyl, pyridopyrimidinyl, pyrazolopyrimidinyl, or azaindolyl.

[0019] In some embodiments, Ring A is phenyl or naphthyl.

[0020] In some embodiments, Ring A is furanyl, pyrrolyl, oxazolyl, thiazolyl, imidazolyl, pyrazolyl, triazolyl, tetrazolyl, isoxazolyl, isothiazolyl, oxadiazolyl, thiadiazolyl, pyridinyl, pyrimidinyl, pyrazinyl, pyridazinyl, or triazinyl.

[0021] In some embodiments, Ring A is pyridinyl, pyrimidinyl, pyrazinyl, pyridazinyl, or triazinyl.

[0022] In some embodiments, Ring A is furanyl, pyrrolyl, oxazolyl, thiazolyl, imidazolyl, pyrazolyl, triazolyl, tetrazolyl, isoxazolyl, isothiazolyl, oxadiazolyl, or thiadiazolyl.

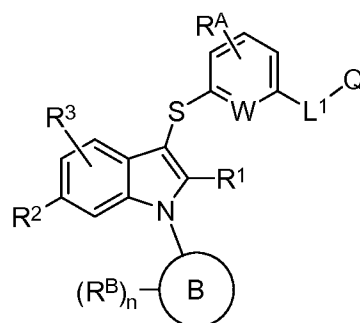
[0023] In some embodiments, Ring A is quinolinyl, isoquinolinyl, quinazolinyl, quinoxalinyl, naphthyridinyl, indolyl, indazolyl, benzoxazolyl, benzisoxazolyl, benzofuranyl, benzothienyl, benzothiazolyl, benzimidazolyl, purinyl, cinnolinyl, phthalazinyl, pteridinyl, pyridopyrimidinyl, pyrazolopyrimidinyl, or azaindolyl.

[0024] In some embodiments, each  $R^A$  is H, halogen, -CN, -OH, -OR<sup>9</sup>, -SR<sup>9</sup>, C<sub>1</sub>-C<sub>6</sub>alkyl, C<sub>1</sub>-C<sub>6</sub>fluoroalkyl, C<sub>1</sub>-C<sub>6</sub>deuteroalkyl, C<sub>1</sub>-C<sub>6</sub>heteroalkyl.

[0025] In some embodiments, L<sup>3</sup> is -S-.

[0026] In some embodiments, L<sup>2</sup> is absent.

[0027] In some embodiments, the compound of Formula (I) or Formula (II) has the following structure of Formula (III):



Formula (III)

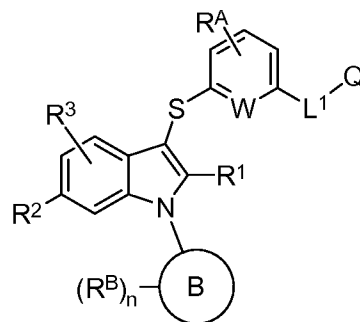
wherein,

W is CH, CF or N;

or a pharmaceutically acceptable salt, or solvate thereof.

[0028] In some embodiments, L<sup>1</sup> is absent; and Q is -CO<sub>2</sub>H.

[0029] In some embodiments, described herein is a compound of Formula (III), or a pharmaceutically acceptable salt, or solvate thereof:



Formula (III)

wherein,

R<sup>1</sup> is -Cl, -Br, -CN, or C<sub>3</sub>-C<sub>6</sub>cyloalkyl;

$R^2$  is H, halogen, -CN, -NO<sub>2</sub>, -OH, -OR<sup>9</sup>, -SR<sup>9</sup>, -S(=O)R<sup>9</sup>, -S(=O)<sub>2</sub>R<sup>9</sup>, -S(=O)<sub>2</sub>N(R<sup>10</sup>)<sub>2</sub>, C<sub>1</sub>-C<sub>4</sub>alkyl, C<sub>1</sub>-C<sub>4</sub>fluoroalkyl, C<sub>1</sub>-C<sub>4</sub>deuteroalkyl, or C<sub>3</sub>-C<sub>6</sub>cycloalkyl;

$R^3$  is H, halogen, -CN, -OH, C<sub>1</sub>-C<sub>4</sub>alkyl, C<sub>1</sub>-C<sub>4</sub>fluoroalkyl, C<sub>1</sub>-C<sub>4</sub>deuteroalkyl, C<sub>1</sub>-C<sub>4</sub>alkoxy, or C<sub>1</sub>-C<sub>4</sub>fluoroalkoxy;

W is CH, CF or N;

each R<sup>A</sup> is H, halogen, -CN, -NO<sub>2</sub>, -OH, -OR<sup>9</sup>, -SR<sup>9</sup>, -S(=O)R<sup>9</sup>, -S(=O)<sub>2</sub>R<sup>9</sup>, -S(=O)<sub>2</sub>N(R<sup>10</sup>)<sub>2</sub>, C<sub>1</sub>-C<sub>6</sub>alkyl, or C<sub>1</sub>-C<sub>6</sub>fluoroalkyl;

L<sup>1</sup> is absent, C<sub>1</sub>-C<sub>6</sub>alkylene, or C<sub>3</sub>-C<sub>6</sub>cycloalkylene;

Q is -CO<sub>2</sub>H, -CO<sub>2</sub>(C<sub>1</sub>-C<sub>6</sub>alkyl), -OH, -CN, -B(OH)<sub>2</sub>, -C(=O)NHSO<sub>2</sub>R<sup>9</sup>, -C(=O)N(R<sup>10</sup>)<sub>2</sub>, -SO<sub>2</sub>NHC(=O)R<sup>9</sup>, -CN, tetrazolyl, -OP(=O)(OH)<sub>2</sub>, -P(=O)(OH)<sub>2</sub> or carboxylic acid bioisostere;

Ring B is a monocyclic heteroaryl;

each R<sup>B</sup> is independently H, halogen, -CN, -NO<sub>2</sub>, -OH, -OR<sup>9</sup>, -SR<sup>9</sup>, -S(=O)R<sup>9</sup>, -S(=O)<sub>2</sub>R<sup>9</sup>, -S(=O)<sub>2</sub>N(R<sup>10</sup>)<sub>2</sub>, C<sub>1</sub>-C<sub>6</sub>alkyl, C<sub>1</sub>-C<sub>6</sub>fluoroalkyl, C<sub>1</sub>-C<sub>6</sub>deuteroalkyl, C<sub>1</sub>-C<sub>6</sub>heteroalkyl, substituted or unsubstituted C<sub>3</sub>-C<sub>10</sub>cycloalkyl, substituted or unsubstituted C<sub>2</sub>-C<sub>10</sub>heterocycloalkyl, substituted or unsubstituted phenyl, C<sub>1</sub>-C<sub>4</sub>alkylene-(substituted or unsubstituted phenyl), substituted unsubstituted monocyclic heteroaryl, C<sub>1</sub>-C<sub>4</sub>alkylene-(substituted or unsubstituted monocyclic heteroaryl), a substituted or unsubstituted bicyclic heteroaryl, or C<sub>1</sub>-C<sub>4</sub>alkylene-(substituted or unsubstituted bicyclic heteroaryl);

n is 0, 1, or 2;

R<sup>9</sup> is C<sub>1</sub>-C<sub>6</sub>alkyl, C<sub>1</sub>-C<sub>6</sub>fluoroalkyl, C<sub>1</sub>-C<sub>6</sub>deuteroalkyl, C<sub>3</sub>-C<sub>6</sub>cycloalkyl, a substituted or unsubstituted phenyl, a substituted or unsubstituted monocyclic heteroaryl, or a substituted or unsubstituted bicyclic heteroaryl;

each R<sup>10</sup> is independently H, C<sub>1</sub>-C<sub>6</sub>alkyl, C<sub>1</sub>-C<sub>6</sub>fluoroalkyl, C<sub>1</sub>-C<sub>6</sub>deuteroalkyl, C<sub>3</sub>-C<sub>6</sub>cycloalkyl, a substituted or unsubstituted phenyl, or a substituted or unsubstituted monocyclic heteroaryl; or

two R<sup>10</sup> groups attached to the same N atom are taken together with the N atom to which they are attached to form a substituted or unsubstituted heterocycle.

[0030] In some embodiments, R<sup>1</sup> is -Cl, -Br, -CN, or cyclopropyl. In some embodiments, R<sup>1</sup> is cyclopropyl. In some embodiments, R<sup>1</sup> is -Cl.

[0031] In some embodiments, L<sup>1</sup> is absent, -CH<sub>2</sub>-, -CH<sub>2</sub>CH<sub>2</sub>-, -CH<sub>2</sub>CH<sub>2</sub>CH<sub>2</sub>-, -CH(CH<sub>3</sub>)-, -CH(CH<sub>2</sub>CH<sub>3</sub>)-, -C(CH<sub>3</sub>)<sub>2</sub>-, -C(CH<sub>2</sub>CH<sub>3</sub>)<sub>2</sub>-, cyclopropyl-1,1-diyl, cyclobutyl-1,1-diyl,

cyclopentyl-1,1-diyl or cyclohexyl-1,1-diyl; and Q is  $-\text{CO}_2\text{H}$ ,  $-\text{CO}_2(\text{C}_1\text{-C}_6\text{alkyl})$ ,  $-\text{C}(=\text{O})\text{NHSO}_2\text{R}^9$  or tetrazolyl.

[0032] In some embodiments,  $\text{L}^1$  is absent,  $-\text{CH}_2-$ ,  $-\text{CH}(\text{CH}_3)-$ ,  $-\text{C}(\text{CH}_3)_2-$ , or cyclopropyl-1,1-diyl; and Q is  $-\text{CO}_2\text{H}$ , or  $-\text{CO}_2(\text{C}_1\text{-C}_6\text{alkyl})$ .

[0033] In some embodiments,  $\text{L}^1$  is absent or  $-\text{CH}_2-$ ; and Q is  $-\text{CO}_2\text{H}$ , or  $-\text{CO}_2(\text{C}_1\text{-C}_6\text{alkyl})$ .

[0034] In some embodiments, Ring B is monocyclic heteroaryl containing 1-4 N atoms and 0 or 1 O or S atoms, or monocyclic heteroaryl containing 0-4 N atoms and 1 O or S atoms.

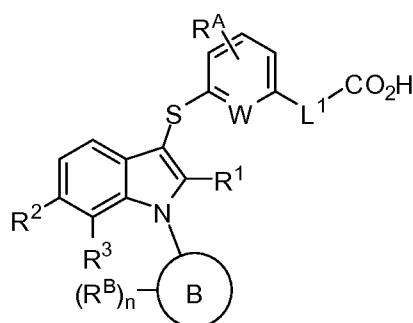
[0035] In some embodiments, Ring B is furanyl, pyrrolyl, oxazolyl, thiazolyl, imidazolyl, pyrazolyl, triazolyl, tetrazolyl, isoxazolyl, isothiazolyl, oxadiazolyl, thiadiazolyl, pyridinyl, pyrimidinyl, pyrazinyl, pyridazinyl, or triazinyl.

[0036] In some embodiments, each  $\text{R}^A$  is H, halogen,  $-\text{CN}$ ,  $-\text{OH}$ ,  $-\text{OR}^9$ ,  $-\text{SR}^9$ ,  $\text{C}_1\text{-C}_6\text{alkyl}$ , or  $\text{C}_1\text{-C}_6\text{fluoroalkyl}$ .

[0037] In some embodiments,  $\text{L}^1$  is absent,  $-\text{CH}_2-$ ,  $-\text{CH}(\text{CH}_3)-$ ,  $-\text{C}(\text{CH}_3)_2-$ , or cyclopropyl-1,1-diyl; and Q is  $-\text{CO}_2\text{H}$ .

[0038] In some embodiments,  $\text{L}^1$  is absent; and Q is  $-\text{CO}_2\text{H}$ .

[0039] In some embodiments, the compound or Formula (III) has the following structure:



or a pharmaceutically acceptable salt, or solvate thereof.

[0040] In some embodiments,  $\text{R}^2$  is H, F, Cl, Br, I,  $-\text{CN}$ ,  $-\text{OH}$ ,  $-\text{CH}_3$ ,  $-\text{CF}_3$ ,  $-\text{CD}_3$ ,  $-\text{OCH}_3$ ,  $-\text{OCH}_2\text{CH}_3$ ,  $-\text{OCF}_3$ , or  $-\text{OCH}_2\text{CF}_3$ ;  $\text{R}^3$  is H, F, Cl, Br, I,  $-\text{CN}$ ,  $-\text{OH}$ ,  $-\text{CH}_3$ ,  $-\text{CF}_3$ ,  $-\text{CD}_3$ ,  $-\text{OCH}_3$ ,  $-\text{OCH}_2\text{CH}_3$ ,  $-\text{OCF}_3$ , or  $-\text{OCH}_2\text{CF}_3$ .

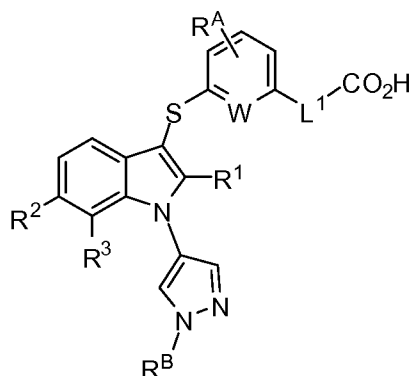
[0041] In some embodiments,  $\text{R}^2$  is Cl;  $\text{R}^3$  is H, F, or Cl.

[0042] In some embodiments, Ring B is furanyl, pyrrolyl, oxazolyl, thiazolyl, imidazolyl, pyrazolyl, triazolyl, tetrazolyl, isoxazolyl, isothiazolyl, oxadiazolyl, thiadiazolyl, pyridinyl, pyrimidinyl, pyrazinyl, pyridazinyl, or triazinyl.

[0043] In some embodiments, Ring B is pyrazolyl.

[0044] In some embodiments, the compound of Formula (III) has the following structure:





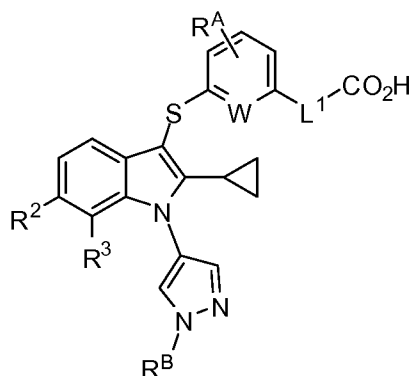
or a pharmaceutically acceptable salt, or solvate thereof.

**[0045]** In some embodiments, R<sup>A</sup> is H, halogen, -CN, -OH, -OR<sup>9</sup>, -SR<sup>9</sup>, C<sub>1</sub>-C<sub>6</sub>alkyl, or C<sub>1</sub>-C<sub>6</sub>fluoroalkyl;

**[0046]** R<sup>B</sup> is H, C<sub>1</sub>-C<sub>6</sub>alkyl, C<sub>1</sub>-C<sub>6</sub>fluoroalkyl, or C<sub>1</sub>-C<sub>6</sub>deuteroalkyl; R<sup>1</sup> is -Cl, -Br, -CN, or cyclopropyl; R<sup>2</sup> is H, halogen, -CN, -OH, C<sub>1</sub>-C<sub>4</sub>alkyl, C<sub>1</sub>-C<sub>4</sub>fluoroalkyl, C<sub>1</sub>-C<sub>4</sub>deuteroalkyl, C<sub>1</sub>-C<sub>4</sub>alkoxy, or C<sub>1</sub>-C<sub>4</sub>fluoroalkoxy; and R<sup>3</sup> is H, halogen, -CN, -OH, C<sub>1</sub>-C<sub>4</sub>alkyl, C<sub>1</sub>-C<sub>4</sub>fluoroalkyl, C<sub>1</sub>-C<sub>4</sub>deuteroalkyl, C<sub>1</sub>-C<sub>4</sub>alkoxy, or C<sub>1</sub>-C<sub>4</sub>fluoroalkoxy.

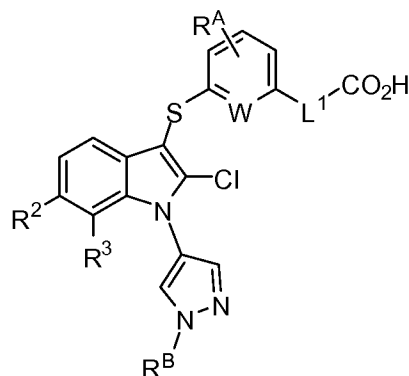
**[0047]** In some embodiments, R<sup>1</sup> is -Cl, or -Br. In some embodiments, R<sup>1</sup> is cyclopropyl.

**[0048]** In some embodiments, the compound of Formula (III) has the following structure:



or a pharmaceutically acceptable salt, or solvate thereof.

**[0049]** In some embodiments, the compound of Formula (III) has the following structure:



or a pharmaceutically acceptable salt, or solvate thereof.

[0050] In some embodiments,  $R^A$  is H, F, Cl, Br, I, -CN, -OH, -OCH<sub>3</sub>, -OCH<sub>2</sub>CH<sub>3</sub>, -OCF<sub>3</sub>, -OCH<sub>2</sub>CF<sub>3</sub>, -CH<sub>3</sub>, -CH<sub>2</sub>CH<sub>3</sub>, -CF<sub>3</sub>, or -CD<sub>3</sub>.

[0051] In some embodiments,  $R^B$  is C<sub>1</sub>-C<sub>6</sub>alkyl.

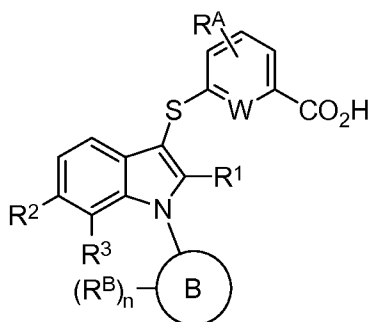
[0052] In some embodiments,  $R^2$  is H, F, Cl, Br, I, -CN, -OH, -CH<sub>3</sub>, -CF<sub>3</sub>, -CD<sub>3</sub>, -OCH<sub>3</sub>, -OCH<sub>2</sub>CH<sub>3</sub>, -OCF<sub>3</sub>, or -OCH<sub>2</sub>CF<sub>3</sub>;  $R^3$  is H, F, Cl, Br, I, -CN, -OH, -CH<sub>3</sub>, -CF<sub>3</sub>, -CD<sub>3</sub>, -OCH<sub>3</sub>, -OCH<sub>2</sub>CH<sub>3</sub>, -OCF<sub>3</sub>, or -OCH<sub>2</sub>CF<sub>3</sub>.

[0053] In some embodiments,  $R^2$  is Cl;  $R^3$  is H, F, or Cl.

[0054] In some embodiments,  $L^1$  is absent, -CH<sub>2</sub>-, -CH(CH<sub>3</sub>)-, -C(CH<sub>3</sub>)<sub>2</sub>-, or cyclopropyl-1,1-diyl.

[0055] In some embodiments,  $L^1$  is absent.

[0056] In some embodiments, the compound of Formula (I), Formula (II), or Formula (III) has the following structure of Formula (IV):



wherein,

$W$  is CH, CF or N;

or a pharmaceutically acceptable salt, or solvate thereof.

[0057] In some embodiments,  $R^2$  is H, halogen, -CN, -OH, C<sub>1</sub>-C<sub>4</sub>alkyl, C<sub>1</sub>-C<sub>4</sub>fluoroalkyl, C<sub>1</sub>-C<sub>4</sub>deuteroalkyl, C<sub>1</sub>-C<sub>4</sub>alkoxy, C<sub>1</sub>-C<sub>4</sub>fluoroalkoxy, or C<sub>1</sub>-C<sub>4</sub>hydroxyalkyl.

[0058] In some embodiments,  $R^2$  is H, F, Cl, Br, I, -CN, -OH, -CH<sub>3</sub>, -CF<sub>3</sub>, -CD<sub>3</sub>, -OCH<sub>3</sub>, -OCH<sub>2</sub>CH<sub>3</sub>, -OCF<sub>3</sub>, -OCH<sub>2</sub>CF<sub>3</sub>, or -CH<sub>2</sub>OH.

[0059] In some embodiments,  $R^2$  is Cl.

[0060] In some embodiments,  $R^3$  is H, halogen, -CN, -OH, C<sub>1</sub>-C<sub>4</sub>alkyl, C<sub>1</sub>-C<sub>4</sub>fluoroalkyl, C<sub>1</sub>-C<sub>4</sub>deuteroalkyl, C<sub>1</sub>-C<sub>4</sub>alkoxy, C<sub>1</sub>-C<sub>4</sub>fluoroalkoxy, or C<sub>1</sub>-C<sub>4</sub>hydroxyalkyl.

[0061] In some embodiments,  $R^3$  is H, F, Cl, Br, I, -CN, -OH, -CH<sub>3</sub>, -CF<sub>3</sub>, -CD<sub>3</sub>, -OCH<sub>3</sub>, -OCH<sub>2</sub>CH<sub>3</sub>, -OCF<sub>3</sub>, -OCH<sub>2</sub>CF<sub>3</sub>, or -CH<sub>2</sub>OH.

[0062] In some embodiments,  $R^3$  is H, F, or Cl.

[0063] In some embodiments, Ring B is phenyl, naphthyl, furanyl, pyrrolyl, oxazolyl, thiazolyl, imidazolyl, pyrazolyl, triazolyl, tetrazolyl, isoxazolyl, isothiazolyl, oxadiazolyl,

thiadiazolyl, pyridinyl, pyrimidinyl, pyrazinyl, pyridazinyl, triazinyl, quinolinyl, isoquinolinyl, quinazolinyl, quinoxalinyl, naphthyridinyl, indolyl, indazolyl, benzoxazolyl, benzisoxazolyl, benzofuranyl, benzothienyl, benzothiazolyl, benzimidazolyl, purinyl, cinnolinyl, phthalazinyl, pteridinyl, pyridopyrimidinyl, pyrazolopyrimidinyl, or azaindolyl.

[0064] In some embodiments, Ring B is phenyl or naphthyl.

[0065] In some embodiments, Ring B is furanyl, pyrrolyl, oxazolyl, thiazolyl, imidazolyl, pyrazolyl, triazolyl, tetrazolyl, isoxazolyl, isothiazolyl, oxadiazolyl, thiadiazolyl, pyridinyl, pyrimidinyl, pyrazinyl, pyridazinyl, or triazinyl.

[0066] In some embodiments, Ring B is furanyl, pyrrolyl, oxazolyl, thiazolyl, imidazolyl, pyrazolyl, triazolyl, tetrazolyl, isoxazolyl, isothiazolyl, oxadiazolyl, or thiadiazolyl.

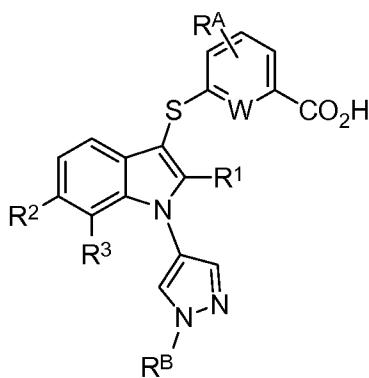
[0067] In some embodiments, Ring B is pyrazolyl.

[0068] In some embodiments, Ring B is pyrazolyl; and each  $R^B$  is independently H,  $C_1$ - $C_6$ alkyl,  $C_1$ - $C_6$ fluoroalkyl, or  $C_1$ - $C_6$ deuteroalkyl; n is 1.

[0069] In some embodiments, Ring B is pyridinyl, pyrimidinyl, pyrazinyl, pyridazinyl, or triazinyl.

[0070] In some embodiments, Ring B is quinolinyl, isoquinolinyl, quinazolinyl, quinoxalinyl, naphthyridinyl, indolyl, indazolyl, benzoxazolyl, benzisoxazolyl, benzofuranyl, benzothienyl, benzothiazolyl, benzimidazolyl, purinyl, cinnolinyl, phthalazinyl, pteridinyl, pyridopyrimidinyl, pyrazolopyrimidinyl, or azaindolyl.

[0071] In some embodiments, the compound of Formula (I) has the following structure of Formula (V):



Formula (V)

wherein,

W is CH, CF or N;

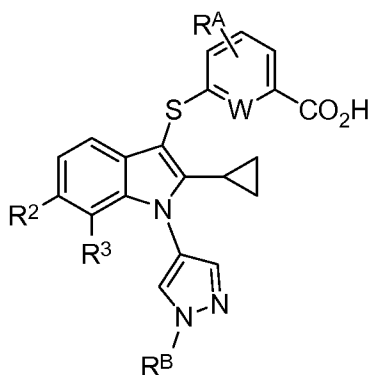
or a pharmaceutically acceptable salt, or solvate thereof.

[0072] In some embodiments,  $R^A$  is H, halogen, -CN, -OH, -OR<sup>9</sup>, -SR<sup>9</sup>,  $C_1$ - $C_6$ alkyl,  $C_1$ - $C_6$ fluoroalkyl,  $C_1$ - $C_6$ deuteroalkyl,  $C_1$ - $C_6$ heteroalkyl;  $R^B$  is H,  $C_1$ - $C_6$ alkyl,  $C_1$ - $C_6$ fluoroalkyl, or

C<sub>1</sub>-C<sub>6</sub>deuteroalkyl; R<sup>1</sup> is -F, -Cl, -Br, -CN, C<sub>3</sub>-C<sub>6</sub>cyloalkyl, -NH<sub>2</sub>, or -O-C<sub>1</sub>-C<sub>4</sub> alkyl; R<sup>2</sup> is H, halogen, -CN, -OH, C<sub>1</sub>-C<sub>4</sub>alkyl, C<sub>1</sub>-C<sub>4</sub>fluoroalkyl, C<sub>1</sub>-C<sub>4</sub>deuteroalkyl, C<sub>1</sub>-C<sub>4</sub>alkoxy, C<sub>1</sub>-C<sub>4</sub>fluoroalkoxy, or C<sub>1</sub>-C<sub>4</sub>hydroxyalkyl; R<sup>3</sup> is H, halogen, -CN, -OH, C<sub>1</sub>-C<sub>4</sub>alkyl, C<sub>1</sub>-C<sub>4</sub>fluoroalkyl, C<sub>1</sub>-C<sub>4</sub>deuteroalkyl, C<sub>1</sub>-C<sub>4</sub>alkoxy, C<sub>1</sub>-C<sub>4</sub>fluoroalkoxy, or C<sub>1</sub>-C<sub>4</sub>hydroxyalkyl.

[0073] In some embodiments, R<sup>1</sup> is -F, -Cl, -Br, -CN, cyclopropyl, -NH<sub>2</sub>, or -O-CH<sub>3</sub>. In some embodiments, R<sup>1</sup> is -F, -Cl, or -Br. In some embodiments, R<sup>1</sup> is C<sub>3</sub>-C<sub>6</sub>cyloalkyl. In some embodiments, R<sup>1</sup> is cyclopropyl.

[0074] In some embodiments, the compound of Formula (I) or Formula (V) has the following structure of Formula (VI):



Formula (VI)

wherein,

W is CH, CF or N;

or a pharmaceutically acceptable salt, or solvate thereof.

[0075] In some embodiments, R<sup>A</sup> is H, F, Cl, Br, I, -CN, -OH, -OCH<sub>3</sub>, -OCH<sub>2</sub>CH<sub>3</sub>, -OCF<sub>3</sub>, -OCH<sub>2</sub>CF<sub>3</sub>, -CH<sub>3</sub>, -CH<sub>2</sub>CH<sub>3</sub>, -CF<sub>3</sub>, or -CD<sub>3</sub>. In some embodiments, R<sup>A</sup> is H.

[0076] In some embodiments, R<sup>B</sup> is C<sub>1</sub>-C<sub>6</sub>alkyl. In some embodiments, R<sup>B</sup> is -CH<sub>3</sub>, -CH<sub>2</sub>CH<sub>3</sub>, or -CH<sub>2</sub>CH<sub>2</sub>CH<sub>3</sub>, or -CH(CH<sub>3</sub>)<sub>2</sub>.

[0077] In some embodiments, R<sup>2</sup> is H, F, Cl, Br, I, -CN, -OH, -CH<sub>3</sub>, -CF<sub>3</sub>, -CD<sub>3</sub>, -OCH<sub>3</sub>, -OCH<sub>2</sub>CH<sub>3</sub>, -OCF<sub>3</sub>, -OCH<sub>2</sub>CF<sub>3</sub>, or -CH<sub>2</sub>OH. In some embodiments, R<sup>2</sup> is Cl.

[0078] In some embodiments, R<sup>3</sup> is H, F, Cl, Br, I, -CN, -OH, -CH<sub>3</sub>, -CF<sub>3</sub>, -CD<sub>3</sub>, -OCH<sub>3</sub>, -OCH<sub>2</sub>CH<sub>3</sub>, -OCF<sub>3</sub>, -OCH<sub>2</sub>CF<sub>3</sub>, or -CH<sub>2</sub>OH. In some embodiments, R<sup>3</sup> is H, F, or Cl.

[0079] In some embodiments, a compound of Formula (I), or a pharmaceutically acceptable salt, or solvate there, is:

3-((2,6-dichloro-1-(1-propyl-1H-pyrazol-4-yl)-1H-indol-3-yl)thio)benzoic acid (Compound no. 1-1);

3-((6-chloro-2-cyano-1-(1-propyl-1H-pyrazol-4-yl)-1H-indol-3-yl)thio)benzoic acid (Compound no. 1-3);

3-(((6-chloro-2-cyclopropyl-1-(1-propyl-1H-pyrazol-4-yl)-1H-indol-3-yl)thio)benzoic acid  
(Compound no. 1-4);

3-(((2,6-dichloro-7-fluoro-1-(1-propyl-1H-pyrazol-4-yl)-1H-indol-3-yl)thio)benzoic acid  
(Compound no. 1-7);

3-(((2-bromo-6-chloro-1-(1-propyl-1H-pyrazol-4-yl)-1H-indol-3-yl)thio) benzoic acid  
(Compound no. 1-2);

3-(((6-chloro-2-cyclopropyl-7-fluoro-1-(1-propyl-1H-pyrazol-4-yl)-1H-indol-3-yl)thio)benzoic  
acid (Compound no. 1-10);

3-(((6-chloro-2-cyclopropyl-7-fluoro-1-(1-propyl-1H-pyrazol-4-yl)-1H-indol-3-yl)thio)-2-  
fluorobenzoic acid (Compound no. 1-16);

3-(((2,6-dichloro-7-fluoro-1-(1-propyl-1H-pyrazol-4-yl)-1H-indol-3-yl)thio)-2-fluorobenzoic acid  
(Compound no. 1-13);

3-(((6-Chloro-2-cyclopropyl-1-(1-ethyl-1H-pyrazol-4-yl)-7-fluoro-1H-indol-3-yl)thio)-2-  
fluorobenzoic acid (Compound no. 1-34);

6-(((6-chloro-2-cyclopropyl-1-(1-ethyl-1H-pyrazol-4-yl)-7-fluoro-1H-indol-3-yl)thio)picolinic  
acid (Compound no. 1-92);

3-(((6-chloro-2-cyclopropyl-7-fluoro-1-(1H-pyrazol-4-yl)-1H-indol-3-yl)thio)-2-fluorobenzoic  
acid (Compound no. 1-119);

3-(((6-chloro-2-cyclopropyl-7-fluoro-1-(1-(2-hydroxyethyl)-1H-pyrazol-4-yl)-1H-indol-3-  
yl)thio)-2-fluorobenzoic acid (Compound no. 1-120);

3-(((1-(1-(2-(carbamoyloxy)ethyl)-1H-pyrazol-4-yl)-6-chloro-2-cyclopropyl-7-fluoro-1H-indol-3-  
yl)thio)-2-fluorobenzoic acid (Compound no. 1-121);

3-(((1-(1-(2-aminoethyl)-1H-pyrazol-4-yl)-6-chloro-2-cyclopropyl-7-fluoro-1H-indol-3-yl)thio)-  
2-fluorobenzoic acid (Compound no. 1-122);

3-(((6-chloro-2-cyclopropyl-7-fluoro-1-(1-(2-ureidoethyl)-1H-pyrazol-4-yl)-1H-indol-3-yl)thio)-  
2-fluorobenzoic acid (Compound no. 1-123);

3-(((1-(1-(3-carboxypropyl)-1H-pyrazol-4-yl)-6-chloro-2-cyclopropyl-7-fluoro-1H-indol-3-  
yl)thio)-2-fluorobenzoic acid (Compound no. 1-124);

3-(((1-(1-(4-amino-4-oxobutyl)-1H-pyrazol-4-yl)-6-chloro-2-cyclopropyl-7-fluoro-1H-indol-3-  
yl)thio)-2-fluorobenzoic acid (Compound no. 1-125);

3-(((2,6-dichloro-7-fluoro-1-(1-methyl-1H-pyrazol-4-yl)-1H-indol-3-yl)thio)-2-fluorobenzoic acid  
(Compound no. 1-49);

3-(((6-chloro-2-cyclopropyl-7-fluoro-1-(1-(2,2,2-trifluoroethyl)-1H-pyrazol-4-yl)-1H-indol-3-  
yl)thio)-2-fluorobenzoic acid (Compound no. 1-126);

3-(((6-chloro-2-cyclopropyl-1-(1-(ethyl-*d*<sub>5</sub>)-1*H*-pyrazol-4-yl)-7-fluoro-1*H*-indol-3-yl)thio)-2-fluorobenzoic acid (Compound no. 1-127);

3-(((2,6-dichloro-1-(1-ethyl-1*H*-pyrazol-4-yl)-7-fluoro-1*H*-indol-3-yl)thio)-2-fluorobenzoic acid (Compound no. 1-31);

3-(((2,6-dichloro-7-fluoro-1-(pyridin-3-yl)-1*H*-indol-3-yl)thio)-2-fluorobenzoic acid (Compound no. 2-1);

3-(((2-bromo-6-chloro-7-fluoro-1-(pyridin-3-yl)-1*H*-indol-3-yl)thio)-2-fluorobenzoic acid (Compound no. 2-2);

3-(((6-chloro-2-cyclopropyl-7-fluoro-1-(pyridin-3-yl)-1*H*-indol-3-yl)thio)-2-fluorobenzoic acid (Compound no. 2-3);

3-(((1-(1-(6-aminoethyl)-1*H*-pyrazol-4-yl)-6-chloro-2-cyclopropyl-7-fluoro-1*H*-indol-3-yl)thio)-2-fluorobenzoic acid (Compound no. 1-128);

3-(((6-chloro-2-cyclopropyl-7-fluoro-1-(1-(hex-5-yn-1-yl)-1*H*-pyrazol-4-yl)-1*H*-indol-3-yl)thio)-2-fluorobenzoic acid (Compound no. 1-129);

3-(((1-(1-(3-hydroxy-2,2-dimethylpropyl)-1*H*-pyrazol-4-yl)-6-chloro-2-cyclopropyl-7-fluoro-1*H*-indol-3-yl)thio)-2-fluorobenzoic acid (Compound no. 1-130); or

3-(((6-chloro-2-cyclopropyl-1-(1-(6-(3-(3',6'-dihydroxy-3-oxo-3*H*-spiro[isobenzofuran-1,9'-xanthen]-5-yl)ureido)hexyl)-1*H*-pyrazol-4-yl)-7-fluoro-1*H*-indol-3-yl)thio)-2-fluorobenzoic acid (Compound 1-131).

**[0080]** Any combination of the groups described above for the various variables is contemplated herein. Throughout the specification, groups and substituents thereof are chosen by one skilled in the field to provide stable moieties and compounds.

**[0081]** In one aspect, described herein is a pharmaceutical composition comprising a compound described herein, or a pharmaceutically acceptable salt, or solvate thereof, and at least one pharmaceutically acceptable excipient. In some embodiments, the pharmaceutical composition is formulated for administration to a mammal by intravenous administration, subcutaneous administration, oral administration, inhalation, nasal administration, dermal administration, or ophthalmic administration. In some embodiments, the pharmaceutical composition is in the form of a tablet, a pill, a capsule, a liquid, a suspension, a gel, a dispersion, a solution, an emulsion, an ointment, or a lotion.

**[0082]** In one aspect, described herein is a method of treating or preventing any one of the diseases or conditions described herein comprising administering a therapeutically effective amount of a compound described herein, or a pharmaceutically acceptable salt, or solvate thereof, to a mammal in need thereof.

**[0083]** In another aspect, described herein is a method for treating or preventing cancer, or fibrosis, or combinations thereof in a mammal comprising administering a therapeutically effective amount of a compound described herein, or a pharmaceutically acceptable salt, or solvate thereof, to the mammal in need thereof.

**[0084]** In one aspect, described herein is a method for treating or preventing cancer in a mammal comprising administering a therapeutically effective amount of a compound described herein, or a pharmaceutically acceptable salt, or solvate thereof, to the mammal in need thereof. In some embodiments, the cancer is amenable to treatment with an autotaxin inhibitor. In some embodiments, the method further comprises administering a second therapeutic agent to the mammal in addition to the compound described herein, or a pharmaceutically acceptable salt, or solvate thereof.

**[0085]** In one aspect, described herein is a method for the treatment or prevention of fibrosis in a mammal comprising administering a therapeutically effective amount of a compound described herein, or a pharmaceutically acceptable salt, or solvate thereof, to the mammal in need thereof. In other embodiments, the fibrosis is amenable to treatment with an autotaxin inhibitor. In some embodiments, the method further comprises administering a second therapeutic agent to the mammal in addition to the compound described herein, or a pharmaceutically acceptable salt, or solvate thereof.

**[0086]** In any of the aforementioned aspects are further embodiments in which the effective amount of the compound described herein, or a pharmaceutically acceptable salt thereof, is: (a) systemically administered to the mammal; and/or (b) administered orally to the mammal; and/or (c) intravenously administered to the mammal; and/or (d) administered by inhalation; and/or (e) administered by nasal administration; or and/or (f) administered by injection to the mammal; and/or (g) administered topically to the mammal; and/or (h) administered by ophthalmic administration; and/or (i) administered rectally to the mammal; and/or (j) administered non-systemically or locally to the mammal.

**[0087]** In any of the aforementioned aspects are further embodiments comprising single administrations of the effective amount of the compound, including further embodiments in which the compound is administered once a day to the mammal or the compound is administered to the mammal multiple times over the span of one day. In some embodiments, the compound is administered on a continuous dosing schedule. In some embodiments, the compound is administered on a continuous daily dosing schedule.

**[0088]** In any of the aforementioned aspects involving the treatment of ATX dependent diseases or conditions are further embodiments comprising administering at least one additional

agent in addition to the administration of a compound described herein, or a pharmaceutically acceptable salt thereof. In various embodiments, each agent is administered in any order, including simultaneously.

[0089] In any of the embodiments disclosed herein, the mammal is a human.

[0090] In some embodiments, compounds provided herein are administered to a human.

[0091] In some embodiments, compounds provided herein are orally administered.

[0092] Articles of manufacture, which include packaging material, a compound described herein, or a pharmaceutically acceptable salt thereof, within the packaging material, and a label that indicates that the compound or composition, or pharmaceutically acceptable salt, tautomers, pharmaceutically acceptable N-oxide, pharmaceutically active metabolite, pharmaceutically acceptable prodrug, or pharmaceutically acceptable solvate thereof, is used for inhibiting the activity of autotaxin, or for the treatment, prevention or amelioration of one or more symptoms of a disease or condition that would benefit from inhibition of the activity of autotaxin, are provided.

[0093] Other objects, features and advantages of the compounds, methods and compositions described herein will become apparent from the following detailed description. It should be understood, however, that the detailed description and the specific examples, while indicating specific embodiments, are given by way of illustration only, since various changes and modifications within the spirit and scope of the instant disclosure will become apparent to those skilled in the art from this detailed description.

## DETAILED DESCRIPTION OF THE INVENTION

### Autotaxin and LPA

[0094] Autotaxin (ATX, NPP2, or E-NPP2), an approximately 120 kDa glycoprotein, is a secreted nucleotide pyrophosphatase/phosphodiesterase (NPP) with lysophospholipase D activity that converts extracellular lysophosphatidylcholine (LPC) and other lysophospholipids to lysophosphatidic acid (LPA). ATX is considered to be responsible for the majority of circulating LPA production.

[0095] LPA acts through sets of specific G protein-coupled receptors (GPCRs), such as LPA1, LPA2, LPA3, LPA4, LPA5, LPA6, LPA7, LPA8, in an autocrine and paracrine fashion to produce a variety of biological responses. For example, lysophospholipids, such as lysophosphatidic acid (LPA), are known to affect such biological functions as cellular proliferation, differentiation, survival, migration, adhesion, invasion, and morphogenesis. In



addition, LPA is known to play a role in such processes as platelet activation, smooth muscle contraction, actin stress fiber formation, and cell migration.

[0096] ATX and LPA have been detected in various biological fluids such as serum, plasma, cerebrospinal fluid, seminal fluid, urine, and saliva, both in animals and humans, suggesting that they are potential biomarkers to predict certain diseases. For example, serum ATX concentration and activity is elevated in patients with chronic liver diseases and in pregnant women. In addition, ATX concentration has been found to be lower in postoperative cancer patients as a result of postoperative damage or poor nutritional state. In addition, ATX is known to be essential for normal development. For example, ATX-deficient mice die at embryonic day 9.5 with profound vascular defects in both the yolk sac and the embryo. Furthermore, at embryonic day 8.5 ATX-deficient embryos were found to have malformed allantois, neural tube defects, and asymmetric headfolds.

### **Cancer**

[0097] ATX has been demonstrated to increase cell motility, neovascularization, proliferation and aggressiveness of tumors. It is upregulated in numerous tumor lineages, such as breast, renal, liver, glioblastoma, ovarian and prostate cancer.

[0098] In some embodiments, disclosed herein are methods of treating cancer with a compound disclosed herein.

[0099] ATX is a prometastatic enzyme initially isolated from the conditioned medium of human melanoma cells. In addition, ATX overexpression is frequently observed in malignant tumor tissues such as breast cancer, renal cancer, Hodgkin lymphoma, hepatocellular carcinoma, pancreatic cancer and glioblastoma. LPA also contributes to tumorigenesis by increasing motility and invasiveness of cells.

[00100] The term "cancer" as used herein, refers to an abnormal growth of cells that tend to proliferate in an uncontrolled way and, in some cases, to metastasize (spread). Types of cancer include, but are not limited to, solid tumors (such as those of the bladder, bowel, brain, breast, endometrium, heart, kidney, lung, liver, uterus, lymphatic tissue (lymphoma), ovary, pancreas or other endocrine organ (thyroid), prostate, skin (melanoma or basal cell cancer) or hematological tumors (such as the leukemias and lymphomas) at any stage of the disease with or without metastases.

### **Fibrosis**

[00101] In some embodiments, disclosed herein are methods of treating fibrosis with a compound disclosed herein.

[00102] “Fibrosis,” as used herein, refers to the accumulation of extracellular matrix constituents that occurs following trauma, inflammation, tissue repair, immunological reactions, cellular hyperplasia, and neoplasia.

[00103] In some embodiments, disclosed herein is a method of reducing fibrosis in a tissue comprising contacting a fibrotic cell or tissue with a compound disclosed herein, in an amount sufficient to decrease or inhibit the fibrosis. In some embodiments, the fibrosis includes a fibrotic condition.

[00104] In some embodiments, reducing fibrosis, or treatment of a fibrotic condition, includes reducing or inhibiting one or more of: formation or deposition of extracellular matrix proteins; the number of pro-fibrotic cell types (e.g., fibroblast or immune cell numbers); cellular collagen or hydroxyproline content within a fibrotic lesion; expression or activity of a fibrogenic protein; or reducing fibrosis associated with an inflammatory response.

[00105] In some embodiments, the fibrotic condition is primary fibrosis. In some embodiments, the fibrotic condition is idiopathic. In some embodiments, the fibrotic condition is associated with (e.g., is secondary to) a disease; a toxin; an insult (e.g., an environmental hazard); a medical treatment, or a combination thereof.

[00106] In some embodiments, the fibrotic condition is a fibrotic condition of the lung (pulmonary fibrosis), a fibrotic condition of the liver (renal fibrosis), a fibrotic condition of the heart or vasculature (cardiac fibrosis), a fibrotic condition of the kidney (renal fibrosis), a fibrotic condition of the skin, a fibrotic condition of the gastrointestinal tract, or a combination thereof.

[00107] In some embodiments, the fibrotic condition is a fibrotic condition of the lung. In some embodiments, the fibrotic condition of the lung is chosen from one or more of: pulmonary fibrosis, idiopathic pulmonary fibrosis (IPF), usual interstitial pneumonitis (UIP), interstitial lung disease, cryptogenic fibrosing alveolitis (CFA), bronchiolitis obliterans, or bronchiectasis. In some embodiments, the fibrotic condition of the lung treated with the methods of the invention is associated with (e.g., secondary to) a cancer treatment.

[00108] In some embodiments, the fibrotic condition is a fibrotic condition of the liver.

[00109] In some embodiments, the fibrotic condition is a fibrotic condition of the heart.

[00110] In some embodiments, the fibrotic condition is a fibrotic condition of the kidney.

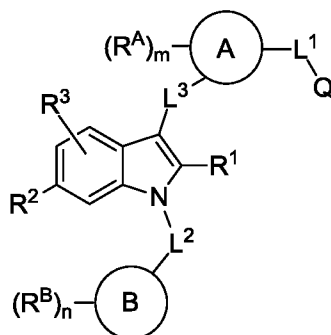
[00111] In some embodiments, the fibrotic condition is a fibrotic condition of the skin.

[00112] In some embodiments, the fibrotic condition is a fibrotic condition of the gastrointestinal tract.

**Compounds**

[00113] Compounds described herein, including pharmaceutically acceptable salts, prodrugs, active metabolites and pharmaceutically acceptable solvates thereof, are autotaxin inhibitors.

[00114] In one aspect, described herein is a compound of Formula (I), or a pharmaceutically acceptable salt, or solvate thereof:



Formula (I)

wherein,

R<sup>1</sup> is -F, -Cl, -Br, -CN, vinyl, C<sub>3</sub>-C<sub>6</sub>cycloalkyl, -NH<sub>2</sub>, -NH(C<sub>1</sub>-C<sub>4</sub> alkyl), -N(C<sub>1</sub>-C<sub>4</sub> alkyl)<sub>2</sub>, -O-C<sub>1</sub>-C<sub>4</sub> alkyl, or -S-C<sub>1</sub>-C<sub>4</sub> alkyl;

R<sup>2</sup> is H, halogen, -CN, -NO<sub>2</sub>, -OH, -OR<sup>9</sup>, -SR<sup>9</sup>, -S(=O)R<sup>9</sup>, -S(=O)<sub>2</sub>R<sup>9</sup>, -S(=O)<sub>2</sub>N(R<sup>10</sup>)<sub>2</sub>, -NR<sup>10</sup>S(=O)<sub>2</sub>R<sup>9</sup>, -C(=O)R<sup>9</sup>, -OC(=O)R<sup>9</sup>, -CO<sub>2</sub>R<sup>10</sup>, -OCO<sub>2</sub>R<sup>9</sup>, -N(R<sup>10</sup>)<sub>2</sub>, -C(=O)N(R<sup>10</sup>)<sub>2</sub>, -OC(=O)N(R<sup>10</sup>)<sub>2</sub>, -NHC(=O)R<sup>9</sup>, -NHC(=O)OR<sup>9</sup>, C<sub>1</sub>-C<sub>4</sub>alkyl, C<sub>1</sub>-C<sub>4</sub>fluoroalkyl, C<sub>1</sub>-C<sub>4</sub>deuteroalkyl, C<sub>1</sub>-C<sub>4</sub>hydroxyalkyl, C<sub>1</sub>-C<sub>4</sub>heteroalkyl, C<sub>3</sub>-C<sub>6</sub>cycloalkyl, substituted or unsubstituted phenyl, or substituted or unsubstituted monocyclic heteroaryl;

Ring A is a monocyclic aryl, bicyclic aryl, monocyclic heterocycloalkyl, monocyclic heteroaryl or bicyclic heteroaryl;

each R<sup>A</sup> is H, halogen, -CN, -NO<sub>2</sub>, -OH, -OR<sup>9</sup>, -SR<sup>9</sup>, -S(=O)R<sup>9</sup>, -S(=O)<sub>2</sub>R<sup>9</sup>, -S(=O)<sub>2</sub>N(R<sup>10</sup>)<sub>2</sub>, -NR<sup>10</sup>S(=O)<sub>2</sub>R<sup>9</sup>, -C(=O)R<sup>9</sup>, -OC(=O)R<sup>9</sup>, -CO<sub>2</sub>R<sup>10</sup>, -OCO<sub>2</sub>R<sup>9</sup>, -N(R<sup>10</sup>)<sub>2</sub>, -C(=O)N(R<sup>10</sup>)<sub>2</sub>, -OC(=O)N(R<sup>10</sup>)<sub>2</sub>, -NHC(=O)R<sup>9</sup>, -NHC(=O)OR<sup>9</sup>, C<sub>1</sub>-C<sub>6</sub>alkyl, C<sub>1</sub>-C<sub>6</sub>fluoroalkyl, C<sub>1</sub>-C<sub>6</sub>deuteroalkyl, C<sub>1</sub>-C<sub>6</sub>heteroalkyl, substituted or unsubstituted C<sub>3</sub>-C<sub>10</sub>cycloalkyl, substituted or unsubstituted C<sub>2</sub>-C<sub>10</sub>heterocycloalkyl, substituted or unsubstituted phenyl, or substituted or unsubstituted monocyclic heteroaryl;

m is 0, 1, or 2;

L<sup>1</sup> is absent, C<sub>1</sub>-C<sub>6</sub>alkylene, C<sub>1</sub>-C<sub>6</sub>fluoroalkylene, or C<sub>3</sub>-C<sub>6</sub>cycloalkylene;

Q is  $-\text{CO}_2\text{H}$ ,  $-\text{CO}_2(\text{C}_1\text{-C}_6\text{alkyl})$ ,  $-\text{OH}$ ,  $-\text{CN}$ ,  $-\text{B}(\text{OH})_2$ ,  $-\text{C}(=\text{O})\text{NHSO}_2\text{R}^9$ ,  $-\text{C}(=\text{O})\text{N}(\text{R}^{10})_2$ ,  $-\text{SO}_2\text{NHC}(=\text{O})\text{R}^9$ ,  $-\text{CN}$ , tetrazolyl,  $-\text{OP}(=\text{O})(\text{OH})_2$ ,  $-\text{P}(=\text{O})(\text{OH})_2$  or carboxylic acid bioisostere;

$\text{L}^2$  is absent,  $\text{C}_1\text{-C}_4\text{alkylene}$ , or  $\text{C}_3\text{-C}_7\text{cycloalkylene}$ ;

$\text{L}^3$  is  $-\text{S}-$ ,  $\text{S}(=\text{O})$ ,  $\text{S}(=\text{O})_2$ , or  $-\text{O}-$ ;

Ring B is a monocyclic aryl, bicyclic aryl, monocyclic heteroaryl or bicyclic heteroaryl;

each  $\text{R}^B$  is independently H, halogen,  $-\text{CN}$ ,  $-\text{NO}_2$ ,  $-\text{OH}$ ,  $-\text{OR}^9$ ,  $-\text{SR}^9$ ,  $-\text{S}(=\text{O})\text{R}^9$ ,  $-\text{S}(=\text{O})_2\text{R}^9$ ,  $-\text{S}(=\text{O})_2\text{N}(\text{R}^{10})_2$ ,  $-\text{NR}^{10}\text{S}(=\text{O})_2\text{R}^9$ ,  $-\text{C}(=\text{O})\text{R}^9$ ,  $-\text{OC}(=\text{O})\text{R}^9$ ,  $-\text{CO}_2\text{R}^{10}$ ,  $-\text{OCO}_2\text{R}^9$ ,  $-\text{N}(\text{R}^{10})_2$ ,  $-\text{C}(=\text{O})\text{N}(\text{R}^{10})_2$ ,  $-\text{OC}(=\text{O})\text{N}(\text{R}^{10})_2$ ,  $-\text{NHC}(=\text{O})\text{R}^9$ ,  $-\text{NHC}(=\text{O})\text{OR}^9$ ,  $\text{C}_1\text{-C}_6\text{alkyl}$ ,  $\text{C}_1\text{-C}_6\text{fluoroalkyl}$ ,  $\text{C}_1\text{-C}_6\text{deuteroalkyl}$ ,  $\text{C}_1\text{-C}_6\text{heteroalkyl}$ , substituted or unsubstituted  $\text{C}_3\text{-C}_{10}\text{cycloalkyl}$ , substituted or unsubstituted  $\text{C}_2\text{-C}_{10}\text{heterocycloalkyl}$ , substituted or unsubstituted phenyl,  $\text{C}_1\text{-C}_4\text{alkylene}-(\text{substituted or unsubstituted phenyl})$ , substituted unsubstituted monocyclic heteroaryl,  $\text{C}_1\text{-C}_4\text{alkylene}-(\text{substituted or unsubstituted monocyclic heteroaryl})$ , a substituted or unsubstituted bicyclic heteroaryl, or  $\text{C}_1\text{-C}_4\text{alkylene}-(\text{substituted or unsubstituted bicyclic heteroaryl})$ ;

n is 0, 1, or 2;

$\text{R}^9$  is  $\text{C}_1\text{-C}_6\text{alkyl}$ ,  $\text{C}_1\text{-C}_6\text{fluoroalkyl}$ ,  $\text{C}_1\text{-C}_6\text{deuteroalkyl}$ ,  $\text{C}_3\text{-C}_6\text{cycloalkyl}$ , a substituted or unsubstituted phenyl, a substituted or unsubstituted monocyclic heteroaryl, or a substituted or unsubstituted bicyclic heteroaryl;

each  $\text{R}^{10}$  is independently selected from H,  $\text{C}_1\text{-C}_6\text{alkyl}$ ,  $\text{C}_1\text{-C}_6\text{fluoroalkyl}$ ,  $\text{C}_1\text{-C}_6\text{deuteroalkyl}$ ,  $\text{C}_3\text{-C}_6\text{cycloalkyl}$ , a substituted or unsubstituted phenyl, or a substituted or unsubstituted monocyclic heteroaryl; or

two  $\text{R}^{10}$  groups attached to the same N atom are taken together with the N atom to which they are attached to form a substituted or unsubstituted heterocycle.

**[00115]** For any and all of the embodiments, substituents are selected from among a subset of the listed alternatives. For example, in some embodiments, X is  $-\text{O}-$ ,  $-\text{S}-$ ,  $-\text{S}(=\text{O})-$ , or  $-\text{S}(=\text{O})_2-$ . In other embodiments, X is  $-\text{O}-$  or  $-\text{S}-$ . In other embodiments, X is  $-\text{S}-$ ,  $-\text{S}(=\text{O})-$ , or  $-\text{S}(=\text{O})_2-$ . In some embodiments, X is  $-\text{S}-$ .

**[00116]** In some embodiments,  $\text{R}^1$  is  $-\text{F}$ ,  $-\text{Cl}$ ,  $-\text{Br}$ ,  $-\text{CN}$ , vinyl, cyclopropyl, cyclobutyl,  $-\text{NH}_2$ ,  $-\text{NH}(\text{CH}_3)$ ,  $-\text{N}(\text{CH}_3)_2$ ,  $-\text{O}-\text{CH}_3$ , or  $-\text{S}-\text{CH}_3$ .

**[00117]** In some embodiments,  $\text{R}^1$  is vinyl, cyclopropyl, or cyclobutyl.

**[00118]** In some embodiments,  $\text{R}^1$  is cyclopropyl, or cyclobutyl.

**[00119]** In some embodiments,  $\text{R}^1$  is  $-\text{F}$ ,  $-\text{Cl}$ , or  $-\text{Br}$ .

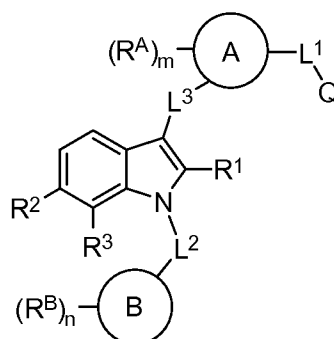
[00120] In some embodiments,  $L^2$  is absent, or  $C_1$ - $C_4$ alkylene;  $L^3$  is  $-S-$ ,  $S(=O)$ , or  $S(=O)_2$ .

[00121] In some embodiments,  $L^2$  is absent,  $-CH_2-$ ,  $-CH_2CH_2-$ ,  $-CH_2CH_2CH_2-$ , or  $-CH(CH_3)-$ .

[00122] In some embodiments,  $L^1$  is absent,  $-CH_2-$ ,  $-CH_2CH_2-$ ,  $-CH_2CH_2CH_2-$ ,  $-CH(CH_3)-$ ,  $-CH(CH_2CH_3)-$ ,  $-C(CH_3)_2-$ ,  $-C(CH_2CH_3)_2-$ , cyclopropyl-1,1-diyl, cyclobutyl-1,1-diyl, cyclopentyl-1,1-diyl or cyclohexyl-1,1-diyl; Q is  $-CO_2H$ ,  $-CO_2(C_1-C_6alkyl)$ ,  $-C(=O)NHSO_2R^9$  or tetrazolyl.

[00123] In some embodiments,  $L^1$  is absent or  $-CH_2-$ ; Q is  $-CO_2H$ , or  $-CO_2(C_1-C_6alkyl)$ .

[00124] In some embodiments, the compound of Formula (I) has the following structure of Formula (II):



Formula (II)

or a pharmaceutically acceptable salt, or solvate thereof.

[00125] In some embodiments, Ring A is phenyl, naphthyl, monocyclic heteroaryl containing 1-4 N atoms and 0 or 1 O or S atoms, monocyclic heteroaryl containing 0-4 N atoms and 1 O or S atoms, bicyclic heteroaryl containing 1-4 N atoms and 0 or 1 O or S atoms, or bicyclic heteroaryl containing 0-4 N atoms and 1 O or S atoms; Ring B is phenyl, naphthyl, monocyclic heteroaryl containing 1-4 N atoms and 0 or 1 O or S atoms, monocyclic heteroaryl containing 0-4 N atoms and 1 O or S atoms, bicyclic heteroaryl containing 1-4 N atoms and 0 or 1 O or S atoms, or bicyclic heteroaryl containing 0-4 N atoms and 1 O or S atoms.

[00126] In some embodiments, Ring A is phenyl, naphthyl, furanyl, pyrrolyl, oxazolyl, thiazolyl, imidazolyl, pyrazolyl, triazolyl, tetrazolyl, isoxazolyl, isothiazolyl, oxadiazolyl, thiadiazolyl, pyridinyl, pyrimidinyl, pyrazinyl, pyridazinyl, triazinyl, quinolinyl, isoquinolinyl, quinazolinyl, quinoxalinyl, naphthyridinyl, indolyl, indazolyl, benzoxazolyl, benzisoxazolyl, benzofuranyl, benzothienyl, benzothiazolyl, benzimidazolyl, purinyl, cinnolinyl, phthalazinyl, pteridinyl, pyridopyrimidinyl, pyrazolopyrimidinyl, or azaindolyl.

[00127] In some embodiments, Ring A is phenyl or naphthyl.

[00128] In some embodiments, Ring A is furanyl, pyrrolyl, oxazolyl, thiazolyl, imidazolyl, pyrazolyl, triazolyl, tetrazolyl, isoxazolyl, isothiazolyl, oxadiazolyl, thiadiazolyl, pyridinyl, pyrimidinyl, pyrazinyl, pyridazinyl, or triazinyl.

[00129] In some embodiments, Ring A is pyridinyl, pyrimidinyl, pyrazinyl, pyridazinyl, or triazinyl.

[00130] In some embodiments, Ring A is furanyl, pyrrolyl, oxazolyl, thiazolyl, imidazolyl, pyrazolyl, triazolyl, tetrazolyl, isoxazolyl, isothiazolyl, oxadiazolyl, or thiadiazolyl.

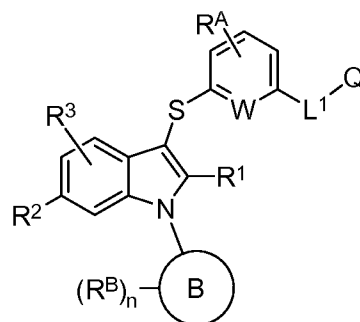
[00131] In some embodiments, Ring A is quinolinyl, isoquinolinyl, quinazolinyl, quinoxalinyl, naphthyridinyl, indolyl, indazolyl, benzoxazolyl, benzisoxazolyl, benzofuranyl, benzothieryl, benzothiazolyl, benzimidazolyl, purinyl, cinnolinyl, phthalazinyl, pteridinyl, pyridopyrimidinyl, pyrazolopyrimidinyl, or azaindolyl.

[00132] In some embodiments, each  $R^A$  is H, halogen, -CN, -OH, -OR<sup>9</sup>, -SR<sup>9</sup>, C<sub>1</sub>-C<sub>6</sub>alkyl, C<sub>1</sub>-C<sub>6</sub>fluoroalkyl, C<sub>1</sub>-C<sub>6</sub>deuteroalkyl, C<sub>1</sub>-C<sub>6</sub>heteroalkyl.

[00133] In some embodiments, L<sup>3</sup> is -S-.

[00134] In some embodiments, L<sup>2</sup> is absent.

[00135] In some embodiments, the compound of Formula (I) or Formula (II) has the following structure of Formula (III):



Formula (III)

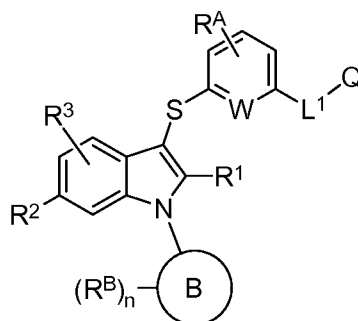
wherein,

W is CH, CF or N;

or a pharmaceutically acceptable salt, or solvate thereof.

[00136] In some embodiments, L<sup>1</sup> is absent; and Q is -CO<sub>2</sub>H.

[00137] In some embodiments, described herein is a compound of Formula (III), or a pharmaceutically acceptable salt, or solvate thereof:



Formula (III)

wherein,

$R^1$  is -Cl, -Br, -CN, or  $C_3$ - $C_6$ cycloalkyl;

$R^2$  is H, halogen, -CN, -NO<sub>2</sub>, -OH, -OR<sup>9</sup>, -SR<sup>9</sup>, -S(=O)R<sup>9</sup>, -S(=O)<sub>2</sub>R<sup>9</sup>, -S(=O)<sub>2</sub>N(R<sup>10</sup>)<sub>2</sub>,  $C_1$ - $C_4$ alkyl,  $C_1$ - $C_4$ fluoroalkyl,  $C_1$ - $C_4$ deuteroalkyl, or  $C_3$ - $C_6$ cycloalkyl;

$R^3$  is H, halogen, -CN, -OH,  $C_1$ - $C_4$ alkyl,  $C_1$ - $C_4$ fluoroalkyl,  $C_1$ - $C_4$ deuteroalkyl,  $C_1$ - $C_4$ alkoxy, or  $C_1$ - $C_4$ fluoroalkoxy;

W is CH, CF or N;

each  $R^A$  is H, halogen, -CN, -NO<sub>2</sub>, -OH, -OR<sup>9</sup>, -SR<sup>9</sup>, -S(=O)R<sup>9</sup>, -S(=O)<sub>2</sub>R<sup>9</sup>, -S(=O)<sub>2</sub>N(R<sup>10</sup>)<sub>2</sub>,  $C_1$ - $C_6$ alkyl, or  $C_1$ - $C_6$ fluoroalkyl;

$L^1$  is absent,  $C_1$ - $C_6$ alkylene, or  $C_3$ - $C_6$ cycloalkylene;

Q is -CO<sub>2</sub>H, -CO<sub>2</sub>( $C_1$ - $C_6$ alkyl), -OH, -CN, -B(OH)<sub>2</sub>, -C(=O)NHSO<sub>2</sub>R<sup>9</sup>, -C(=O)N(R<sup>10</sup>)<sub>2</sub>, -SO<sub>2</sub>NHC(=O)R<sup>9</sup>, -CN, tetrazolyl, -OP(=O)(OH)<sub>2</sub>, -P(=O)(OH)<sub>2</sub> or carboxylic acid bioisostere;

Ring B is a monocyclic heteroaryl;

each  $R^B$  is independently H, halogen, -CN, -NO<sub>2</sub>, -OH, -OR<sup>9</sup>, -SR<sup>9</sup>, -S(=O)R<sup>9</sup>, -S(=O)<sub>2</sub>R<sup>9</sup>, -S(=O)<sub>2</sub>N(R<sup>10</sup>)<sub>2</sub>,  $C_1$ - $C_6$ alkyl,  $C_1$ - $C_6$ fluoroalkyl,  $C_1$ - $C_6$ deuteroalkyl,  $C_1$ - $C_6$ heteroalkyl, substituted or unsubstituted  $C_3$ - $C_{10}$ cycloalkyl, substituted or unsubstituted  $C_2$ - $C_{10}$ heterocycloalkyl, substituted or unsubstituted phenyl,  $C_1$ - $C_4$ alkylene-(substituted or unsubstituted phenyl), substituted unsubstituted monocyclic heteroaryl,  $C_1$ - $C_4$ alkylene-(substituted or unsubstituted monocyclic heteroaryl), a substituted or unsubstituted bicyclic heteroaryl, or  $C_1$ - $C_4$ alkylene-(substituted or unsubstituted bicyclic heteroaryl);

n is 0, 1, or 2;

$R^9$  is  $C_1$ - $C_6$ alkyl,  $C_1$ - $C_6$ fluoroalkyl,  $C_1$ - $C_6$ deuteroalkyl,  $C_3$ - $C_6$ cycloalkyl, a substituted or unsubstituted phenyl, a substituted or unsubstituted monocyclic heteroaryl, or a substituted or unsubstituted bicyclic heteroaryl;

each R<sup>10</sup> is independently H, C<sub>1</sub>-C<sub>6</sub>alkyl, C<sub>1</sub>-C<sub>6</sub>fluoroalkyl, C<sub>1</sub>-C<sub>6</sub>deuteroalkyl, C<sub>3</sub>-C<sub>6</sub>cycloalkyl, a substituted or unsubstituted phenyl, or a substituted or unsubstituted monocyclic heteroaryl; or

two R<sup>10</sup> groups attached to the same N atom are taken together with the N atom to which they are attached to form a substituted or unsubstituted heterocycle.

[00138] In some embodiments, R<sup>1</sup> is -Cl, -Br, -CN, or cyclopropyl. In some embodiments, R<sup>1</sup> is cyclopropyl. In some embodiments, R<sup>1</sup> is -Cl.

[00139] In some embodiments, L<sup>1</sup> is absent, -CH<sub>2</sub>-, -CH<sub>2</sub>CH<sub>2</sub>-, -CH<sub>2</sub>CH<sub>2</sub>CH<sub>2</sub>-, -CH(CH<sub>3</sub>)-, -CH(CH<sub>2</sub>CH<sub>3</sub>)-, -C(CH<sub>3</sub>)<sub>2</sub>-, -C(CH<sub>2</sub>CH<sub>3</sub>)<sub>2</sub>-, cyclopropyl-1,1-diyl, cyclobutyl-1,1-diyl, cyclopentyl-1,1-diyl or cyclohexyl-1,1-diyl; and Q is -CO<sub>2</sub>H, -CO<sub>2</sub>(C<sub>1</sub>-C<sub>6</sub>alkyl), -C(=O)NHSO<sub>2</sub>R<sup>9</sup> or tetrazolyl.

[00140] In some embodiments, L<sup>1</sup> is absent, -CH<sub>2</sub>-, -CH(CH<sub>3</sub>)-, -C(CH<sub>3</sub>)<sub>2</sub>-, or cyclopropyl-1,1-diyl; and Q is -CO<sub>2</sub>H, or -CO<sub>2</sub>(C<sub>1</sub>-C<sub>6</sub>alkyl).

[00141] In some embodiments, L<sup>1</sup> is absent, -CH<sub>2</sub>-, -CH<sub>2</sub>CH<sub>2</sub>-, -CH<sub>2</sub>CH<sub>2</sub>CH<sub>2</sub>-, -CH(CH<sub>3</sub>)-, -CH(CH<sub>2</sub>CH<sub>3</sub>)-, -C(CH<sub>3</sub>)<sub>2</sub>-, or -C(CH<sub>2</sub>CH<sub>3</sub>)<sub>2</sub>-. In some embodiments, L<sup>1</sup> is absent, -CH<sub>2</sub>-, -CH(CH<sub>3</sub>)-, -CH(CH<sub>2</sub>CH<sub>3</sub>)-, -C(CH<sub>3</sub>)<sub>2</sub>-, or -C(CH<sub>2</sub>CH<sub>3</sub>)<sub>2</sub>-. In some embodiments, L<sup>1</sup> is absent, -CH<sub>2</sub>-, -CH(CH<sub>3</sub>)-, or -C(CH<sub>3</sub>)<sub>2</sub>-. In some embodiments, L<sup>1</sup> is absent, or -CH<sub>2</sub>-.

[00142] In some embodiments, L<sup>1</sup> is -CH<sub>2</sub>-, -CH<sub>2</sub>CH<sub>2</sub>-, -CH<sub>2</sub>CH<sub>2</sub>CH<sub>2</sub>-, -CH(CH<sub>3</sub>)-, -CH(CH<sub>2</sub>CH<sub>3</sub>)-, -C(CH<sub>3</sub>)<sub>2</sub>-, or -C(CH<sub>2</sub>CH<sub>3</sub>)<sub>2</sub>-. In some embodiments, L<sup>1</sup> is -CH<sub>2</sub>-, -CH(CH<sub>3</sub>)-, -CH(CH<sub>2</sub>CH<sub>3</sub>)-, -C(CH<sub>3</sub>)<sub>2</sub>-, or -C(CH<sub>2</sub>CH<sub>3</sub>)<sub>2</sub>-. In some embodiments, L<sup>1</sup> is -CH<sub>2</sub>-, -CH(CH<sub>3</sub>)-, or -C(CH<sub>3</sub>)<sub>2</sub>-. In some embodiments, L<sup>1</sup> is -CH<sub>2</sub>-.

[00143] In some embodiments, L<sup>1</sup> is absent or -CH<sub>2</sub>-; and Q is -CO<sub>2</sub>H, or -CO<sub>2</sub>(C<sub>1</sub>-C<sub>6</sub>alkyl).

[00144] In some embodiments, Ring B is monocyclic heteroaryl containing 1-4 N atoms and 0 or 1 O or S atoms, or monocyclic heteroaryl containing 0-4 N atoms and 1 O or S atoms.

[00145] In some embodiments, Ring B is furanyl, pyrrolyl, oxazolyl, thiazolyl, imidazolyl, pyrazolyl, triazolyl, tetrazolyl, isoxazolyl, isothiazolyl, oxadiazolyl, thiadiazolyl, pyridinyl, pyrimidinyl, pyrazinyl, pyridazinyl, or triazinyl.

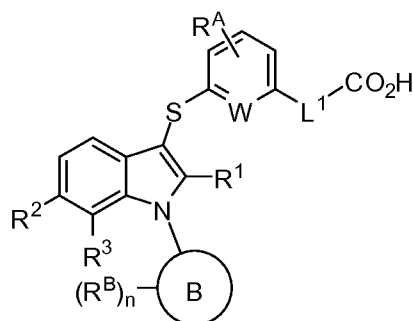
[00146] In some embodiments, each R<sup>A</sup> is H, halogen, -CN, -OH, -OR<sup>9</sup>, -SR<sup>9</sup>, C<sub>1</sub>-C<sub>6</sub>alkyl, or C<sub>1</sub>-C<sub>6</sub>fluoroalkyl.

[00147] In some embodiments, L<sup>1</sup> is absent, -CH<sub>2</sub>-, -CH(CH<sub>3</sub>)-, -C(CH<sub>3</sub>)<sub>2</sub>-, or cyclopropyl-1,1-diyl; and Q is -CO<sub>2</sub>H.

[00148] In some embodiments, L<sup>1</sup> is absent; and Q is -CO<sub>2</sub>H.

[00149] In some embodiments, the compound or Formula (III) has the following structure:





or a pharmaceutically acceptable salt, or solvate thereof.

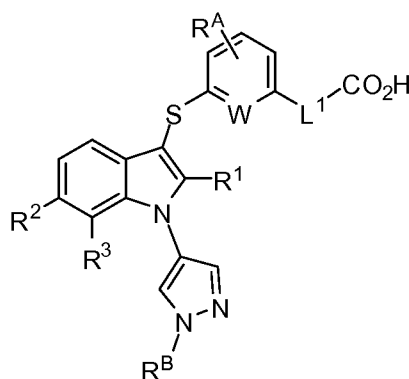
**[00150]** In some embodiments,  $R^2$  is H, F, Cl, Br, I, -CN, -OH, -CH<sub>3</sub>, -CF<sub>3</sub>, -CD<sub>3</sub>, -OCH<sub>3</sub>, -OCH<sub>2</sub>CH<sub>3</sub>, -OCF<sub>3</sub>, or -OCH<sub>2</sub>CF<sub>3</sub>;  $R^3$  is H, F, Cl, Br, I, -CN, -OH, -CH<sub>3</sub>, -CF<sub>3</sub>, -CD<sub>3</sub>, -OCH<sub>3</sub>, -OCH<sub>2</sub>CH<sub>3</sub>, -OCF<sub>3</sub>, or -OCH<sub>2</sub>CF<sub>3</sub>.

**[00151]** In some embodiments,  $R^2$  is Cl;  $R^3$  is H, F, or Cl.

**[00152]** In some embodiments, Ring B is furanyl, pyrrolyl, oxazolyl, thiazolyl, imidazolyl, pyrazolyl, triazolyl, tetrazolyl, isoxazolyl, isothiazolyl, oxadiazolyl, thiadiazolyl, pyridinyl, pyrimidinyl, pyrazinyl, pyridazinyl, or triazinyl.

**[00153]** In some embodiments, Ring B is pyrazolyl.

**[00154]** In some embodiments, the compound of Formula (III) has the following structure:



or a pharmaceutically acceptable salt, or solvate thereof.

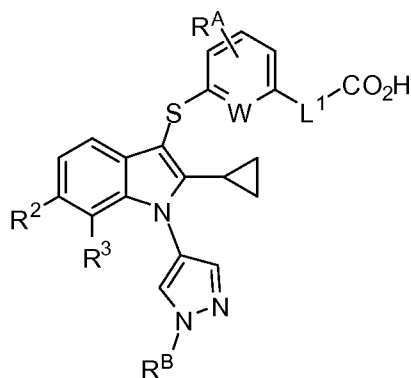
**[00155]** In some embodiments,  $R^A$  is H, halogen, -CN, -OH, -OR<sup>9</sup>, -SR<sup>9</sup>, C<sub>1</sub>-C<sub>6</sub>alkyl, or C<sub>1</sub>-C<sub>6</sub>fluoroalkyl;

**[00156]**  $R^B$  is H, C<sub>1</sub>-C<sub>6</sub>alkyl, C<sub>1</sub>-C<sub>6</sub>fluoroalkyl, or C<sub>1</sub>-C<sub>6</sub>deuteroalkyl;  $R^1$  is -Cl, -Br, -CN, or cyclopropyl;  $R^2$  is H, halogen, -CN, -OH, C<sub>1</sub>-C<sub>4</sub>alkyl, C<sub>1</sub>-C<sub>4</sub>fluoroalkyl, C<sub>1</sub>-C<sub>4</sub>deuteroalkyl, C<sub>1</sub>-C<sub>4</sub>alkoxy, or C<sub>1</sub>-C<sub>4</sub>fluoroalkoxy; and  $R^3$  is H, halogen, -CN, -OH, C<sub>1</sub>-C<sub>4</sub>alkyl, C<sub>1</sub>-C<sub>4</sub>fluoroalkyl, C<sub>1</sub>-C<sub>4</sub>deuteroalkyl, C<sub>1</sub>-C<sub>4</sub>alkoxy, or C<sub>1</sub>-C<sub>4</sub>fluoroalkoxy.

**[00157]** In some embodiments,  $R^1$  is -Cl, or -Br. In some embodiments,  $R^1$  is cyclopropyl.

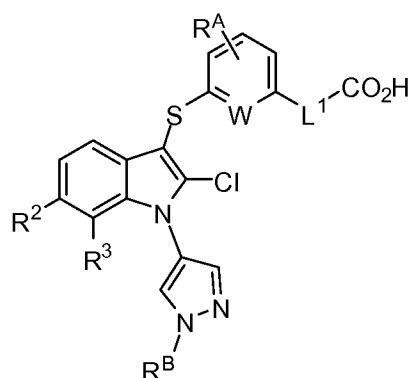
**[00158]** In some embodiments, the compound of Formula (III) has the following structure:

25



or a pharmaceutically acceptable salt, or solvate thereof.

[00159] In some embodiments, the compound of Formula (III) has the following structure:



or a pharmaceutically acceptable salt, or solvate thereof.

[00160] In some embodiments, R<sup>A</sup> is H, F, Cl, Br, I, -CN, -OH, -OCH<sub>3</sub>, -OCH<sub>2</sub>CH<sub>3</sub>, -OCF<sub>3</sub>, -OCH<sub>2</sub>CF<sub>3</sub>, -CH<sub>3</sub>, -CH<sub>2</sub>CH<sub>3</sub>, -CF<sub>3</sub>, or -CD<sub>3</sub>.

[00161] In some embodiments, R<sup>B</sup> is C<sub>1</sub>-C<sub>6</sub>alkyl.

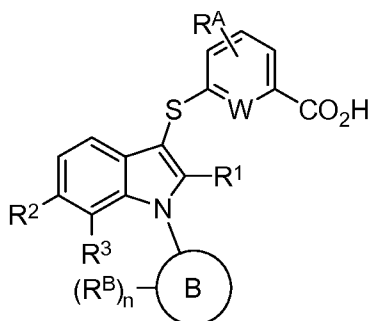
[00162] In some embodiments, R<sup>2</sup> is H, F, Cl, Br, I, -CN, -OH, -CH<sub>3</sub>, -CF<sub>3</sub>, -CD<sub>3</sub>, -OCH<sub>3</sub>, -OCH<sub>2</sub>CH<sub>3</sub>, -OCF<sub>3</sub>, or -OCH<sub>2</sub>CF<sub>3</sub>; R<sup>3</sup> is H, F, Cl, Br, I, -CN, -OH, -CH<sub>3</sub>, -CF<sub>3</sub>, -CD<sub>3</sub>, -OCH<sub>3</sub>, -OCH<sub>2</sub>CH<sub>3</sub>, -OCF<sub>3</sub>, or -OCH<sub>2</sub>CF<sub>3</sub>.

[00163] In some embodiments, R<sup>2</sup> is Cl; R<sup>3</sup> is H, F, or Cl.

[00164] In some embodiments, L<sup>1</sup> is absent, -CH<sub>2</sub>-, -CH(CH<sub>3</sub>)-, -C(CH<sub>3</sub>)<sub>2</sub>-, or cyclopropyl-1,1-diyl.

[00165] In some embodiments, L<sup>1</sup> is absent.

[00166] In some embodiments, the compound of Formula (I), Formula (II), or Formula (III) has the following structure of Formula (IV):



wherein,

W is CH, CF or N;

or a pharmaceutically acceptable salt, or solvate thereof.

**[00167]** In some embodiments,  $R^2$  is H, halogen, -CN, -OH, C<sub>1</sub>-C<sub>4</sub>alkyl, C<sub>1</sub>-C<sub>4</sub>fluoroalkyl, C<sub>1</sub>-C<sub>4</sub>deuteroalkyl, C<sub>1</sub>-C<sub>4</sub>alkoxy, C<sub>1</sub>-C<sub>4</sub>fluoroalkoxy, or C<sub>1</sub>-C<sub>4</sub>hydroxyalkyl.

**[00168]** In some embodiments,  $R^2$  is H, F, Cl, Br, I, -CN, -OH, -CH<sub>3</sub>, -CF<sub>3</sub>, -CD<sub>3</sub>, -OCH<sub>3</sub>, -OCH<sub>2</sub>CH<sub>3</sub>, -OCF<sub>3</sub>, -OCH<sub>2</sub>CF<sub>3</sub>, or -CH<sub>2</sub>OH.

**[00169]** In some embodiments,  $R^2$  is Cl.

**[00170]** In some embodiments,  $R^3$  is H, halogen, -CN, -OH, C<sub>1</sub>-C<sub>4</sub>alkyl, C<sub>1</sub>-C<sub>4</sub>fluoroalkyl, C<sub>1</sub>-C<sub>4</sub>deuteroalkyl, C<sub>1</sub>-C<sub>4</sub>alkoxy, C<sub>1</sub>-C<sub>4</sub>fluoroalkoxy, or C<sub>1</sub>-C<sub>4</sub>hydroxyalkyl.

**[00171]** In some embodiments,  $R^3$  is H, F, Cl, Br, I, -CN, -OH, -CH<sub>3</sub>, -CF<sub>3</sub>, -CD<sub>3</sub>, -OCH<sub>3</sub>, -OCH<sub>2</sub>CH<sub>3</sub>, -OCF<sub>3</sub>, -OCH<sub>2</sub>CF<sub>3</sub>, or -CH<sub>2</sub>OH.

**[00172]** In some embodiments,  $R^3$  is H, F, or Cl.

**[00173]** In some embodiments, Ring B is phenyl, naphthyl, furanyl, pyrrolyl, oxazolyl, thiazolyl, imidazolyl, pyrazolyl, triazolyl, tetrazolyl, isoxazolyl, isothiazolyl, oxadiazolyl, thiadiazolyl, pyridinyl, pyrimidinyl, pyrazinyl, pyridazinyl, triazinyl, quinolinyl, isoquinolinyl, quinazolinyl, quinoxalinyl, naphthyridinyl, indolyl, indazolyl, benzoxazolyl, benzisoxazolyl, benzofuranyl, benzothienyl, benzothiazolyl, benzimidazolyl, purinyl, cinnolinyl, phthalazinyl, pteridinyl, pyridopyrimidinyl, pyrazolopyrimidinyl, or azaindolyl.

**[00174]** In some embodiments, Ring B is phenyl or naphthyl.

**[00175]** In some embodiments, Ring B is furanyl, pyrrolyl, oxazolyl, thiazolyl, imidazolyl, pyrazolyl, triazolyl, tetrazolyl, isoxazolyl, isothiazolyl, oxadiazolyl, thiadiazolyl, pyridinyl, pyrimidinyl, pyrazinyl, pyridazinyl, or triazinyl.

**[00176]** In some embodiments, Ring B is furanyl, pyrrolyl, oxazolyl, thiazolyl, imidazolyl, pyrazolyl, triazolyl, tetrazolyl, isoxazolyl, isothiazolyl, oxadiazolyl, or thiadiazolyl.

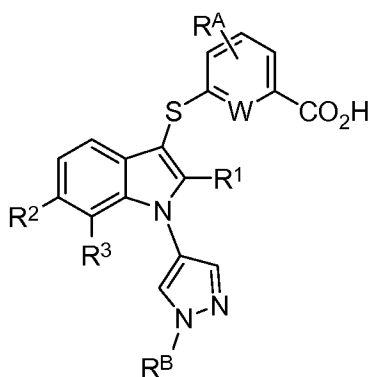
**[00177]** In some embodiments, Ring B is pyrazolyl.

[00178] In some embodiments, Ring B is pyrazolyl; and each  $R^B$  is independently H,  $C_1$ - $C_6$ alkyl,  $C_1$ - $C_6$ fluoroalkyl, or  $C_1$ - $C_6$ deuteroalkyl; n is 1.

[00179] In some embodiments, Ring B is pyridinyl, pyrimidinyl, pyrazinyl, pyridazinyl, or triazinyl.

[00180] In some embodiments, Ring B is quinolinyl, isoquinolinyl, quinazolinyl, quinoxalinyl, naphthyridinyl, indolyl, indazolyl, benzoxazolyl, benzisoxazolyl, benzofuranyl, benzothienyl, benzothiazolyl, benzimidazolyl, purinyl, cinnolinyl, phthalazinyl, pteridinyl, pyridopyrimidinyl, pyrazolopyrimidinyl, or azaindolyl.

[00181] In some embodiments, the compound of Formula (I) has the following structure of Formula (V):



Formula (V)

wherein,

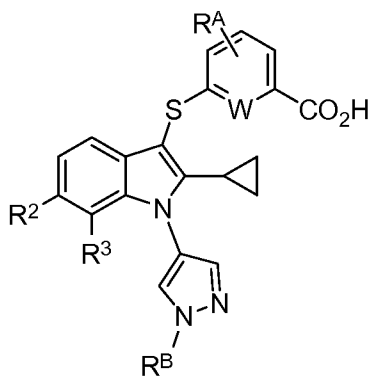
W is CH, CF or N;

or a pharmaceutically acceptable salt, or solvate thereof.

[00182] In some embodiments,  $R^A$  is H, halogen, -CN, -OH, -OR<sup>9</sup>, -SR<sup>9</sup>,  $C_1$ - $C_6$ alkyl,  $C_1$ - $C_6$ fluoroalkyl,  $C_1$ - $C_6$ deuteroalkyl,  $C_1$ - $C_6$ heteroalkyl;  $R^B$  is H,  $C_1$ - $C_6$ alkyl,  $C_1$ - $C_6$ fluoroalkyl, or  $C_1$ - $C_6$ deuteroalkyl;  $R^1$  is -F, -Cl, -Br, -CN,  $C_3$ - $C_6$ cycloalkyl, -NH<sub>2</sub>, or -O- $C_1$ - $C_4$  alkyl;  $R^2$  is H, halogen, -CN, -OH,  $C_1$ - $C_4$ alkyl,  $C_1$ - $C_4$ fluoroalkyl,  $C_1$ - $C_4$ deuteroalkyl,  $C_1$ - $C_4$ alkoxy,  $C_1$ - $C_4$ fluoroalkoxy, or  $C_1$ - $C_4$ hydroxyalkyl;  $R^3$  is H, halogen, -CN, -OH,  $C_1$ - $C_4$ alkyl,  $C_1$ - $C_4$ fluoroalkyl,  $C_1$ - $C_4$ deuteroalkyl,  $C_1$ - $C_4$ alkoxy,  $C_1$ - $C_4$ fluoroalkoxy, or  $C_1$ - $C_4$ hydroxyalkyl.

[00183] In some embodiments,  $R^1$  is -F, -Cl, -Br, -CN, cyclopropyl, -NH<sub>2</sub>, or -O-CH<sub>3</sub>. In some embodiments,  $R^1$  is -F, -Cl, or -Br. In some embodiments,  $R^1$  is -Cl. In some embodiments,  $R^1$  is  $C_3$ - $C_6$ cycloalkyl. In some embodiments,  $R^1$  is cyclopropyl.

[00184] In some embodiments, the compound of Formula (I) or Formula (V) has the following structure of Formula (VI):



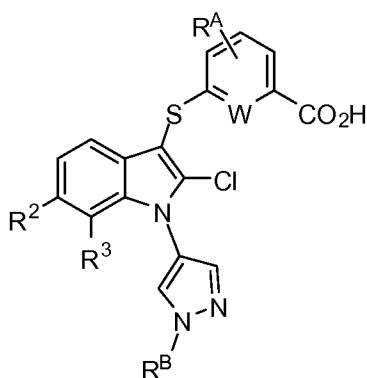
Formula (VI)

wherein,

W is CH, CF or N;

or a pharmaceutically acceptable salt, or solvate thereof.

**[00185]** In some embodiments, the compound of Formula (I) or Formula (V) has the following structure of Formula (VII):



Formula (VII)

wherein,

W is CH, CF or N;

or a pharmaceutically acceptable salt, or solvate thereof.

**[00186]** In some embodiments, R<sup>A</sup> is H, F, Cl, Br, I, -CN, -OH, -OCH<sub>3</sub>, -OCH<sub>2</sub>CH<sub>3</sub>, -OCF<sub>3</sub>, -OCH<sub>2</sub>CF<sub>3</sub>, -CH<sub>3</sub>, -CH<sub>2</sub>CH<sub>3</sub>, -CF<sub>3</sub>, or -CD<sub>3</sub>. In some embodiments, R<sup>A</sup> is H.

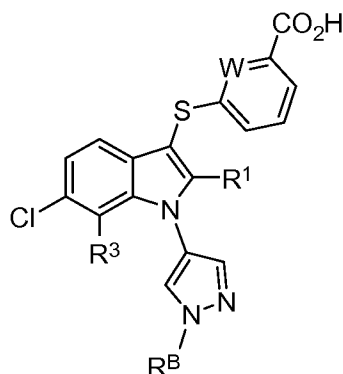
**[00187]** In some embodiments, R<sup>B</sup> is C<sub>1</sub>-C<sub>6</sub>alkyl. In some embodiments, R<sup>B</sup> is -CH<sub>3</sub>, -CH<sub>2</sub>CH<sub>3</sub>, or -CH<sub>2</sub>CH<sub>2</sub>CH<sub>3</sub>, or -CH(CH<sub>3</sub>)<sub>2</sub>.

**[00188]** In some embodiments, R<sup>2</sup> is H, F, Cl, Br, I, -CN, -OH, -CH<sub>3</sub>, -CF<sub>3</sub>, -CD<sub>3</sub>, -OCH<sub>3</sub>, -OCH<sub>2</sub>CH<sub>3</sub>, -OCF<sub>3</sub>, -OCH<sub>2</sub>CF<sub>3</sub>, or -CH<sub>2</sub>OH. In some embodiments, R<sup>2</sup> is Cl.

**[00189]** In some embodiments, R<sup>3</sup> is H, F, Cl, Br, I, -CN, -OH, -CH<sub>3</sub>, -CF<sub>3</sub>, -CD<sub>3</sub>, -OCH<sub>3</sub>, -OCH<sub>2</sub>CH<sub>3</sub>, -OCF<sub>3</sub>, -OCH<sub>2</sub>CF<sub>3</sub>, or -CH<sub>2</sub>OH. In some embodiments, R<sup>3</sup> is H, F, or Cl.

[00190] In some embodiments, W is CH, CF or N. In some embodiments, W is CH. In some embodiments, W is CH or CF. In some embodiments, W is CF. In some embodiments, W is N.

[00191] In some embodiments, the compound of Formula (I) has the following structure:



wherein,

W is CH, CF or N;

or a pharmaceutically acceptable salt, or solvate thereof.

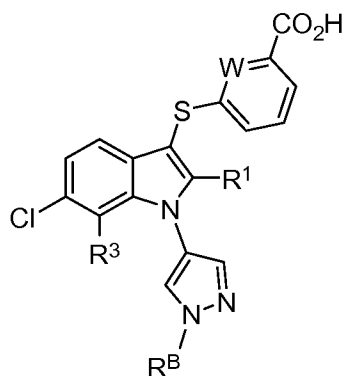
[00192] In some embodiments, R¹ is -Cl or cyclopropyl. In some embodiments, R¹ is -Cl. In some embodiments, R¹ is cyclopropyl.

[00193] In some embodiments, R¹ is as described in Tables 1 and 2. In some embodiments, R³ is as described in Tables 1 and 2. In some embodiments, Rᴮ is as described in Tables 1 and 2. In some embodiments, R¹, R³ and Rᴮ are as described in Tables 1 and 2. In some embodiments, L¹ is as described in Table 2.

[00194] Any combination of the groups described above for the various variables is contemplated herein. Throughout the specification, groups and substituents thereof are chosen by one skilled in the field to provide stable moieties and compounds.

[00195] Exemplary compounds include the following compounds:

Table 1:



Compound no.	R <sup>B</sup>	R <sup>1</sup>	W	R <sup>3</sup>
1-1	1-propyl	-Cl	CH	H

Compound no.	R <sup>B</sup>	R <sup>1</sup>	W	R <sup>3</sup>
1-2	1-propyl	-Br	CH	H
1-3	1-propyl	-CN	CH	H
1-4	1-propyl	c-C <sub>3</sub> H <sub>5</sub>	CH	H
1-5	1-propyl	-NH <sub>2</sub>	CH	H
1-6	1-propyl	-OMe	CH	H
1-7	1-propyl	-Cl	CH	F
1-8	1-propyl	-Br	CH	F
1-9	1-propyl	-CN	CH	F
1-10	1-propyl	c-C <sub>3</sub> H <sub>5</sub>	CH	F
1-11	1-propyl	-NH <sub>2</sub>	CH	F
1-12	1-propyl	-OMe	CH	F
1-13	1-propyl	-Cl	CF	F
1-14	1-propyl	-Br	CF	F
1-15	1-propyl	-CN	CF	F
1-16	1-propyl	c-C <sub>3</sub> H <sub>5</sub>	CF	F
1-17	1-propyl	-NH <sub>2</sub>	CF	F
1-18	1-propyl	-OMe	CF	F
1-19	ethyl	-Cl	CH	H
1-20	ethyl	-Br	CH	H
1-21	ethyl	-CN	CH	H
1-22	ethyl	c-C <sub>3</sub> H <sub>5</sub>	CH	H
1-23	ethyl	-NH <sub>2</sub>	CH	H
1-24	ethyl	-OMe	CH	H
1-25	ethyl	-Cl	CH	F
1-26	ethyl	-Br	CH	F
1-27	ethyl	-CN	CH	F
1-28	ethyl	c-C <sub>3</sub> H <sub>5</sub>	CH	F
1-29	ethyl	-NH <sub>2</sub>	CH	F
1-30	ethyl	-OMe	CH	F
1-31	ethyl	-Cl	CF	F
1-32	ethyl	-Br	CF	F
1-33	ethyl	-CN	CF	F
1-34	ethyl	c-C <sub>3</sub> H <sub>5</sub>	CF	F
1-35	ethyl	-NH <sub>2</sub>	CF	F
1-36	ethyl	-OMe	CF	F
1-37	methyl	-Cl	CH	H
1-38	methyl	-Br	CH	H
1-39	methyl	-CN	CH	H
1-40	methyl	c-C <sub>3</sub> H <sub>5</sub>	CH	H
1-41	methyl	-NH <sub>2</sub>	CH	H
1-42	methyl	-OMe	CH	H
1-43	methyl	-Cl	CH	F
1-44	methyl	-Br	CH	F
1-45	methyl	-CN	CH	F
1-46	methyl	c-C <sub>3</sub> H <sub>5</sub>	CH	F
1-47	methyl	-NH <sub>2</sub>	CH	F
1-48	methyl	-OMe	CH	F

Compound no.	R <sup>B</sup>	R <sup>1</sup>	W	R <sup>3</sup>
1-49	methyl	-Cl	CF	F
1-50	methyl	-Br	CF	F
1-51	methyl	-CN	CF	F
1-52	methyl	c-C <sub>3</sub> H <sub>5</sub>	CF	F
1-53	methyl	-NH <sub>2</sub>	CF	F
1-54	2-propyl	-Cl	CH	H
1-55	2-propyl	-Br	CH	H
1-56	2-propyl	-CN	CH	H
1-57	2-propyl	c-C <sub>3</sub> H <sub>5</sub>	CH	H
1-58	2-propyl	-NH <sub>2</sub>	CH	H
1-59	2-propyl	-OMe	CH	H
1-60	2-propyl	-Cl	CH	F
1-61	2-propyl	-Br	CH	F
1-62	2-propyl	-CN	CH	F
1-63	2-propyl	c-C <sub>3</sub> H <sub>5</sub>	CH	F
1-64	2-propyl	-NH <sub>2</sub>	CH	F
1-65	2-propyl	-OMe	CH	F
1-66	2-propyl	-Cl	CF	F
1-67	2-propyl	-Br	CF	F
1-68	2-propyl	-CN	CF	F
1-69	2-propyl	c-C <sub>3</sub> H <sub>5</sub>	CF	F
1-70	2-propyl	-NH <sub>2</sub>	CF	F
1-71	1-propyl	-Cl	N	H
1-72	1-propyl	-Br	N	H
1-73	1-propyl	-CN	N	H
1-74	1-propyl	c-C <sub>3</sub> H <sub>5</sub>	N	H
1-75	1-propyl	-NH <sub>2</sub>	N	H
1-76	1-propyl	-OMe	N	H
1-77	1-propyl	-Cl	N	F
1-78	1-propyl	-Br	N	F
1-79	1-propyl	-CN	N	F
1-80	1-propyl	c-C <sub>3</sub> H <sub>5</sub>	N	F
1-81	1-propyl	-NH <sub>2</sub>	N	F
1-82	1-propyl	-OMe	N	F
1-83	ethyl	-Cl	N	H
1-84	ethyl	-Br	N	H
1-85	ethyl	-CN	N	H
1-86	ethyl	c-C <sub>3</sub> H <sub>5</sub>	N	H
1-87	ethyl	-NH <sub>2</sub>	N	H
1-88	ethyl	-OMe	N	H
1-89	ethyl	-Cl	N	F
1-90	ethyl	-Br	N	F
1-91	ethyl	-CN	N	F
1-92	ethyl	c-C <sub>3</sub> H <sub>5</sub>	N	F
1-93	ethyl	-NH <sub>2</sub>	N	F
1-94	ethyl	-OMe	N	F
1-95	methyl	-Cl	N	H



Compound no.	R <sup>B</sup>	R <sup>I</sup>	W	R <sup>3</sup>
1-96	methyl	-Br	N	H
1-97	methyl	-CN	N	H
1-98	methyl	c-C <sub>3</sub> H <sub>5</sub>	N	H
1-99	methyl	-NH <sub>2</sub>	N	H
1-100	methyl	-OMe	N	H
1-101	methyl	-Cl	N	F
1-102	methyl	-Br	N	F
1-103	methyl	-CN	N	F
1-104	methyl	c-C <sub>3</sub> H <sub>5</sub>	N	F
1-105	methyl	-NH <sub>2</sub>	N	F
1-106	methyl	-OMe	N	F
1-107	2-propyl	-Cl	N	H
1-108	2-propyl	-Br	N	H
1-109	2-propyl	-CN	N	H
1-110	2-propyl	c-C <sub>3</sub> H <sub>5</sub>	N	H
1-111	2-propyl	-NH <sub>2</sub>	N	H
1-112	2-propyl	-OMe	N	H
1-113	2-propyl	-Cl	N	F
1-114	2-propyl	-Br	N	F
1-115	2-propyl	-CN	N	F
1-116	2-propyl	c-C <sub>3</sub> H <sub>5</sub>	N	F
1-117	2-propyl	-NH <sub>2</sub>	N	F
1-118	2-propyl	-OMe	N	F
1-119	H	c-C <sub>3</sub> H <sub>5</sub>	CF	F
1-120	-CH <sub>2</sub> CH <sub>2</sub> OH	c-C <sub>3</sub> H <sub>5</sub>	CF	F
1-121	-CH <sub>2</sub> CH <sub>2</sub> OC(O)NH <sub>2</sub>	c-C <sub>3</sub> H <sub>5</sub>	CF	F
1-122	-CH <sub>2</sub> CH <sub>2</sub> NH <sub>2</sub>	c-C <sub>3</sub> H <sub>5</sub>	CF	F
1-123	-CH <sub>2</sub> CH <sub>2</sub> NHC(O)NH <sub>2</sub>	c-C <sub>3</sub> H <sub>5</sub>	CF	F
1-124	-CH <sub>2</sub> CH <sub>2</sub> CH <sub>2</sub> CO <sub>2</sub> H	c-C <sub>3</sub> H <sub>5</sub>	CF	F
1-125	-CH <sub>2</sub> CH <sub>2</sub> CH <sub>2</sub> CONH <sub>2</sub>	c-C <sub>3</sub> H <sub>5</sub>	CF	F
1-126	-CH <sub>2</sub> CF <sub>3</sub>	c-C <sub>3</sub> H <sub>5</sub>	CF	F
1-127	-CD <sub>2</sub> CD <sub>3</sub>	c-C <sub>3</sub> H <sub>5</sub>	CF	F
1-128	-(CH <sub>2</sub> ) <sub>6</sub> NH <sub>2</sub>	c-C <sub>3</sub> H <sub>5</sub>	CF	F
1-129	-(CH <sub>2</sub> ) <sub>4</sub> CCH	c-C <sub>3</sub> H <sub>5</sub>	CF	F
1-130	-CH <sub>2</sub> C(CH <sub>3</sub> ) <sub>2</sub> CH <sub>2</sub> OH	c-C <sub>3</sub> H <sub>5</sub>	CF	F
1-131	-(CH <sub>2</sub> ) <sub>6</sub> NHC(O)N- fluorescein	c-C <sub>3</sub> H <sub>5</sub>	CF	F
1-132	-CH <sub>2</sub> CH <sub>2</sub> CH <sub>2</sub> C(O)NHCH <sub>3</sub>	c-C <sub>3</sub> H <sub>5</sub>	CF	F
1-133	-CH <sub>2</sub> CH <sub>2</sub> CH <sub>2</sub> C(O)NH(CH <sub>3</sub> ) <sub>2</sub>	c-C <sub>3</sub> H <sub>5</sub>	CF	F
1-134	-CH <sub>2</sub> CH <sub>2</sub> C(CH <sub>3</sub> ) <sub>2</sub> C(O)NH <sub>2</sub>	c-C <sub>3</sub> H <sub>5</sub>	CF	F
1-135	-CH <sub>2</sub> CH <sub>2</sub> CH <sub>2</sub> C(O)NH <sub>2</sub>	c-C <sub>3</sub> H <sub>5</sub>	N	F
1-136	-CH <sub>2</sub> CH <sub>2</sub> CH <sub>2</sub> C(O)NHCH <sub>3</sub>	c-C <sub>3</sub> H <sub>5</sub>	N	F
1-137	-CH <sub>2</sub> CH <sub>2</sub> CH <sub>2</sub> C(O)NH(CH <sub>3</sub> ) <sub>2</sub>	c-C <sub>3</sub> H <sub>5</sub>	N	F
1-138	-CH <sub>2</sub> CH <sub>2</sub> C(CH <sub>3</sub> ) <sub>2</sub> C(O)NH <sub>2</sub>	c-C <sub>3</sub> H <sub>5</sub>	N	F

[00196] Compounds in Table 1 are named:

3-((2,6-dichloro-1-(1-propyl-1H-pyrazol-4-yl)-1H-indol-3-yl)thio)benzoic acid (compound no. 1-1);

3-((2-bromo-6-chloro-1-(1-propyl-1H-pyrazol-4-yl)-1H-indol-3-yl)thio)benzoic acid (compound no. 1-2);

3-((6-chloro-2-cyano-1-(1-propyl-1H-pyrazol-4-yl)-1H-indol-3-yl)thio)benzoic acid (compound no. 1-3);

3-((6-chloro-2-cyclopropyl-1-(1-propyl-1H-pyrazol-4-yl)-1H-indol-3-yl)thio)benzoic acid (compound no. 1-4);

3-((2-amino-6-chloro-1-(1-propyl-1H-pyrazol-4-yl)-1H-indol-3-yl)thio)benzoic acid (compound no. 1-5);

3-((6-chloro-2-methoxy-1-(1-propyl-1H-pyrazol-4-yl)-1H-indol-3-yl)thio)benzoic acid (compound no. 1-6);

3-((2,6-dichloro-7-fluoro-1-(1-propyl-1H-pyrazol-4-yl)-1H-indol-3-yl)thio)benzoic acid (compound no. 1-7);

3-((2-bromo-6-chloro-7-fluoro-1-(1-propyl-1H-pyrazol-4-yl)-1H-indol-3-yl)thio)benzoic acid (compound no. 1-8);

3-((6-chloro-2-cyano-7-fluoro-1-(1-propyl-1H-pyrazol-4-yl)-1H-indol-3-yl)thio)benzoic acid (compound no. 1-9);

3-((6-chloro-2-cyclopropyl-7-fluoro-1-(1-propyl-1H-pyrazol-4-yl)-1H-indol-3-yl)thio)benzoic acid (compound no. 1-10);

3-((2-amino-6-chloro-7-fluoro-1-(1-propyl-1H-pyrazol-4-yl)-1H-indol-3-yl)thio)benzoic acid (compound no. 1-11);

3-((6-chloro-7-fluoro-2-methoxy-1-(1-propyl-1H-pyrazol-4-yl)-1H-indol-3-yl)thio)benzoic acid (compound no. 1-12);

3-((2,6-dichloro-7-fluoro-1-(1-propyl-1H-pyrazol-4-yl)-1H-indol-3-yl)thio)-2-fluorobenzoic acid (compound no. 1-13);

3-((2-bromo-6-chloro-7-fluoro-1-(1-propyl-1H-pyrazol-4-yl)-1H-indol-3-yl)thio)-2-fluorobenzoic acid (compound no. 1-14);

3-((6-chloro-2-cyano-7-fluoro-1-(1-propyl-1H-pyrazol-4-yl)-1H-indol-3-yl)thio)-2-fluorobenzoic acid (compound no. 1-15);

3-((6-chloro-2-cyclopropyl-7-fluoro-1-(1-propyl-1H-pyrazol-4-yl)-1H-indol-3-yl)thio)-2-fluorobenzoic acid (compound no. 1-16);

3-((2-amino-6-chloro-7-fluoro-1-(1-propyl-1H-pyrazol-4-yl)-1H-indol-3-yl)thio)-2-fluorobenzoic acid (compound no. 1-17);

3-((6-chloro-7-fluoro-2-methoxy-1-(1-propyl-1H-pyrazol-4-yl)-1H-indol-3-yl)thio)-2-fluorobenzoic acid (compound no. 1-18);

3-((2,6-dichloro-1-(1-ethyl-1H-pyrazol-4-yl)-1H-indol-3-yl)thio)benzoic acid (compound no. 1-19);

3-((2-bromo-6-chloro-1-(1-ethyl-1H-pyrazol-4-yl)-1H-indol-3-yl)thio)benzoic acid (compound no. 1-20);

3-((6-chloro-2-cyano-1-(1-ethyl-1H-pyrazol-4-yl)-1H-indol-3-yl)thio)benzoic acid (compound no. 1-21);

3-((6-chloro-2-cyclopropyl-1-(1-ethyl-1H-pyrazol-4-yl)-1H-indol-3-yl)thio)benzoic acid (compound no. 1-22);

3-((2-amino-6-chloro-1-(1-ethyl-1H-pyrazol-4-yl)-1H-indol-3-yl)thio)benzoic acid (compound no. 1-23);

3-((6-chloro-2-methoxy-1-(1-ethyl-1H-pyrazol-4-yl)-1H-indol-3-yl)thio)benzoic acid (compound no. 1-24);

3-((2,6-dichloro-1-(1-ethyl-1H-pyrazol-4-yl)-7-fluoro-1H-indol-3-yl)thio)benzoic acid (compound no. 1-25);

3-((2-bromo-6-chloro-1-(1-ethyl-1H-pyrazol-4-yl)-7-fluoro-1H-indol-3-yl)thio)benzoic acid (compound no. 1-26);

3-((6-chloro-2-cyano-1-(1-ethyl-1H-pyrazol-4-yl)-7-fluoro-1H-indol-3-yl)thio)benzoic acid (compound no. 1-27);

3-((6-chloro-2-cyclopropyl-1-(1-ethyl-1H-pyrazol-4-yl)-7-fluoro-1H-indol-3-yl)thio)benzoic acid (compound no. 1-28);

3-((2-amino-6-chloro-1-(1-ethyl-1H-pyrazol-4-yl)-7-fluoro-1H-indol-3-yl)thio)benzoic acid (compound no. 1-29);

3-((6-chloro-1-(1-ethyl-1H-pyrazol-4-yl)-7-fluoro-2-methoxy-1H-indol-3-yl)thio)benzoic acid (compound no. 1-30);

3-((2,6-dichloro-1-(1-ethyl-1H-pyrazol-4-yl)-7-fluoro-1H-indol-3-yl)thio)-2-fluorobenzoic acid (compound no. 1-31);

3-((2-bromo-6-chloro-1-(1-ethyl-1H-pyrazol-4-yl)-7-fluoro-1H-indol-3-yl)thio)-2-fluorobenzoic acid (compound no. 1-32);

3-((6-chloro-2-cyano-1-(1-ethyl-1H-pyrazol-4-yl)-7-fluoro-1H-indol-3-yl)thio)-2-fluorobenzoic acid (compound no. 1-33);

3-(((6-chloro-2-cyclopropyl-1-(1-ethyl-1H-pyrazol-4-yl)-7-fluoro-1H-indol-3-yl)thio)-2-fluorobenzoic acid (compound no. 1-34);

3-(((2-amino-6-chloro-1-(1-ethyl-1H-pyrazol-4-yl)-7-fluoro-1H-indol-3-yl)thio)-2-fluorobenzoic acid (compound no. 1-35);

3-(((6-chloro-2-methoxy-1-(1-ethyl-1H-pyrazol-4-yl)-7-fluoro-1H-indol-3-yl)thio)-2-fluorobenzoic acid (compound no. 1-36);

3-(((2,6-dichloro-1-(1-methyl-1H-pyrazol-4-yl)-1H-indol-3-yl)thio)benzoic acid (compound no. 1-37);

3-(((2-bromo-6-chloro-1-(1-methyl-1H-pyrazol-4-yl)-1H-indol-3-yl)thio)benzoic acid (compound no. 1-38);

3-(((6-chloro-2-cyano-1-(1-methyl-1H-pyrazol-4-yl)-1H-indol-3-yl)thio)benzoic acid (compound no. 1-39);

3-(((6-chloro-2-cyclopropyl-1-(1-methyl-1H-pyrazol-4-yl)-1H-indol-3-yl)thio)benzoic acid (compound no. 1-40);

3-(((2-amino-6-chloro-1-(1-methyl-1H-pyrazol-4-yl)-1H-indol-3-yl)thio)benzoic acid (compound no. 1-41);

3-(((6-chloro-2-methoxy-1-(1-methyl-1H-pyrazol-4-yl)-1H-indol-3-yl)thio)benzoic acid (compound no. 1-42);

3-(((2,6-dichloro-7-fluoro-1-(1-methyl-1H-pyrazol-4-yl)-1H-indol-3-yl)thio)benzoic acid (compound no. 1-43);

3-(((2-bromo-6-chloro-7-fluoro-1-(1-methyl-1H-pyrazol-4-yl)-1H-indol-3-yl)thio)benzoic acid (compound no. 1-44);

3-(((6-chloro-2-cyano-7-fluoro-1-(1-methyl-1H-pyrazol-4-yl)-1H-indol-3-yl)thio)benzoic acid (compound no. 1-45);

3-(((6-chloro-2-cyclopropyl-7-fluoro-1-(1-methyl-1H-pyrazol-4-yl)-1H-indol-3-yl)thio)benzoic acid (compound no. 1-46);

3-(((2-amino-6-chloro-7-fluoro-1-(1-methyl-1H-pyrazol-4-yl)-1H-indol-3-yl)thio)benzoic acid (compound no. 1-47);

3-(((6-chloro-7-fluoro-1-(1-methyl-1H-pyrazol-4-yl)-2-methoxy-1H-indol-3-yl)thio)benzoic acid (compound no. 1-48);

3-(((2,6-dichloro-7-fluoro-1-(1-methyl-1H-pyrazol-4-yl)-1H-indol-3-yl)thio)-2-fluorobenzoic acid (compound no. 1-49);

3-(((2-bromo-6-chloro-7-fluoro-1-(1-methyl-1H-pyrazol-4-yl)-1H-indol-3-yl)thio)-2-fluorobenzoic acid (compound no. 1-50);

3-(((6-chloro-2-cyano-7-fluoro-1-(1-methyl-1H-pyrazol-4-yl)-1H-indol-3-yl)thio)-2-fluorobenzoic acid (compound no. 1-51);

3-(((6-chloro-2-cyclopropyl-7-fluoro-1-(1-methyl-1H-pyrazol-4-yl)-1H-indol-3-yl)thio)-2-fluorobenzoic acid (compound no. 1-52);

3-(((2-amino-6-chloro-7-fluoro-1-(1-methyl-1H-pyrazol-4-yl)-1H-indol-3-yl)thio)-2-fluorobenzoic acid (compound no. 1-53);

3-(((2,6-dichloro-1-(1-isopropyl-1H-pyrazol-4-yl)-1H-indol-3-yl)thio)benzoic acid (compound no. 1-54);

3-(((2-bromo-6-chloro-1-(1-isopropyl-1H-pyrazol-4-yl)-1H-indol-3-yl)thio)benzoic acid (compound no. 1-55);

3-(((6-chloro-2-cyano-1-(1-isopropyl-1H-pyrazol-4-yl)-1H-indol-3-yl)thio)benzoic acid (compound no. 1-56);

3-(((6-chloro-2-cyclopropyl-1-(1-isopropyl-1H-pyrazol-4-yl)-1H-indol-3-yl)thio)benzoic acid (compound no. 1-57);

3-(((2-amino-6-chloro-1-(1-isopropyl-1H-pyrazol-4-yl)-1H-indol-3-yl)thio)benzoic acid (compound no. 1-58);

3-(((6-chloro-2-methoxy-1-(1-isopropyl-1H-pyrazol-4-yl)-1H-indol-3-yl)thio)benzoic acid (compound no. 1-59);

3-(((2,6-dichloro-7-fluoro-1-(1-isopropyl-1H-pyrazol-4-yl)-1H-indol-3-yl)thio)benzoic acid (compound no. 1-60);

3-(((2-bromo-6-chloro-7-fluoro-1-(1-isopropyl-1H-pyrazol-4-yl)-1H-indol-3-yl)thio)benzoic acid (compound no. 1-61);

3-(((6-chloro-2-cyano-7-fluoro-1-(1-isopropyl-1H-pyrazol-4-yl)-1H-indol-3-yl)thio)benzoic acid (compound no. 1-62);

3-(((6-chloro-2-cyclopropyl-7-fluoro-1-(1-isopropyl-1H-pyrazol-4-yl)-1H-indol-3-yl)thio)benzoic acid (compound no. 1-63);

3-(((2-amino-6-chloro-7-fluoro-1-(1-isopropyl-1H-pyrazol-4-yl)-1H-indol-3-yl)thio)benzoic acid (compound no. 1-64);

3-(((6-chloro-7-fluoro-1-(1-isopropyl-1H-pyrazol-4-yl)-2-methoxy-1H-indol-3-yl)thio)benzoic acid (compound no. 1-65);

3-(((2,6-dichloro-7-fluoro-1-(1-isopropyl-1H-pyrazol-4-yl)-1H-indol-3-yl)thio)-2-fluorobenzoic acid (compound no. 1-66);

3-(((2-bromo-6-chloro-7-fluoro-1-(1-isopropyl-1H-pyrazol-4-yl)-1H-indol-3-yl)thio)-2-fluorobenzoic acid (compound no. 1-67);

3-(((6-chloro-2-cyano-7-fluoro-1-(1-isopropyl-1H-pyrazol-4-yl)-1H-indol-3-yl)thio)-2-fluorobenzoic acid (compound no. 1-68);

3-(((6-chloro-2-cyclopropyl-7-fluoro-1-(1-isopropyl-1H-pyrazol-4-yl)-1H-indol-3-yl)thio)-2-fluorobenzoic acid (compound no. 1-69);

3-(((2-amino-6-chloro-7-fluoro-1-(1-isopropyl-1H-pyrazol-4-yl)-1H-indol-3-yl)thio)-2-fluorobenzoic acid (compound no. 1-70);

6-(((2,6-dichloro-1-(1-propyl-1H-pyrazol-4-yl)-1H-indol-3-yl)thio)picolinic acid (compound no. 1-71);

6-(((2-bromo-6-chloro-1-(1-propyl-1H-pyrazol-4-yl)-1H-indol-3-yl)thio)picolinic acid (compound no. 1-72);

6-(((6-chloro-2-cyano-1-(1-propyl-1H-pyrazol-4-yl)-1H-indol-3-yl)thio)picolinic acid (compound no. 1-73);

6-(((6-chloro-2-cyclopropyl-1-(1-propyl-1H-pyrazol-4-yl)-1H-indol-3-yl)thio)picolinic acid (compound no. 1-74);

6-(((2-amino-6-chloro-1-(1-propyl-1H-pyrazol-4-yl)-1H-indol-3-yl)thio)picolinic acid (compound no. 1-75);

6-(((6-chloro-2-methoxy-1-(1-propyl-1H-pyrazol-4-yl)-1H-indol-3-yl)thio)picolinic acid (compound no. 1-76);

6-(((2,6-dichloro-7-fluoro-1-(1-propyl-1H-pyrazol-4-yl)-1H-indol-3-yl)thio)picolinic acid (compound no. 1-77);

6-(((2-bromo-6-chloro-7-fluoro-1-(1-propyl-1H-pyrazol-4-yl)-1H-indol-3-yl)thio)picolinic acid (compound no. 1-78);

6-(((6-chloro-2-cyano-7-fluoro-1-(1-propyl-1H-pyrazol-4-yl)-1H-indol-3-yl)thio)picolinic acid (compound no. 1-79);

6-(((6-chloro-2-cyclopropyl-7-fluoro-1-(1-propyl-1H-pyrazol-4-yl)-1H-indol-3-yl)thio)picolinic acid (compound no. 1-80);

6-(((2-amino-6-chloro-7-fluoro-1-(1-propyl-1H-pyrazol-4-yl)-1H-indol-3-yl)thio)picolinic acid (compound no. 1-81);

6-(((6-chloro-7-fluoro-2-methoxy-1-(1-propyl-1H-pyrazol-4-yl)-1H-indol-3-yl)thio)picolinic acid (compound no. 1-82);

6-(((2,6-dichloro-1-(1-ethyl-1H-pyrazol-4-yl)-1H-indol-3-yl)thio)picolinic acid (compound no. 1-83);

6-(((2-bromo-6-chloro-1-(1-ethyl-1H-pyrazol-4-yl)-1H-indol-3-yl)thio)picolinic acid (compound no. 1-84);

6-(((6-chloro-2-cyano-1-(1-ethyl-1H-pyrazol-4-yl)-1H-indol-3-yl)thio)picolinic acid (compound no. 1-85);

6-(((6-chloro-2-cyclopropyl-1-(1-ethyl-1H-pyrazol-4-yl)-1H-indol-3-yl)thio)picolinic acid (compound no. 1-86);

6-(((2-amino-6-chloro-1-(1-ethyl-1H-pyrazol-4-yl)-1H-indol-3-yl)thio)picolinic acid (compound no. 1-87);

6-(((6-chloro-1-(1-ethyl-1H-pyrazol-4-yl)-2-methoxy-1H-indol-3-yl)thio)picolinic acid (compound no. 1-88);

6-(((2,6-dichloro-1-(1-ethyl-1H-pyrazol-4-yl)-7-fluoro-1H-indol-3-yl)thio)picolinic acid (compound no. 1-89);

6-(((2-bromo-6-chloro-1-(1-ethyl-1H-pyrazol-4-yl)-7-fluoro-1H-indol-3-yl)thio)picolinic acid (compound no. 1-90);

6-(((6-chloro-2-cyano-1-(1-ethyl-1H-pyrazol-4-yl)-7-fluoro-1H-indol-3-yl)thio)picolinic acid (compound no. 1-91);

6-(((6-chloro-2-cyclopropyl-1-(1-ethyl-1H-pyrazol-4-yl)-7-fluoro-1H-indol-3-yl)thio)picolinic acid (compound no. 1-92);

6-(((2-amino-6-chloro-1-(1-ethyl-1H-pyrazol-4-yl)-7-fluoro-1H-indol-3-yl)thio)picolinic acid (compound no. 1-93);

6-(((6-chloro-1-(1-ethyl-1H-pyrazol-4-yl)-7-fluoro-2-methoxy-1H-indol-3-yl)thio)picolinic acid (compound no. 1-94);

6-(((2,6-dichloro-1-(1-methyl-1H-pyrazol-4-yl)-1H-indol-3-yl)thio)picolinic acid (compound no. 1-95);

6-(((2-bromo-6-chloro-1-(1-methyl-1H-pyrazol-4-yl)-1H-indol-3-yl)thio)picolinic acid (compound no. 1-96);

6-(((6-chloro-2-cyano-1-(1-methyl-1H-pyrazol-4-yl)-1H-indol-3-yl)thio)picolinic acid (compound no. 1-97);

6-(((6-chloro-2-cyclopropyl-1-(1-methyl-1H-pyrazol-4-yl)-1H-indol-3-yl)thio)picolinic acid (compound no. 1-98);

6-(((2-amino-6-chloro-1-(1-methyl-1H-pyrazol-4-yl)-1H-indol-3-yl)thio)picolinic acid (compound no. 1-99);

6-(((6-chloro-2-methoxy-1-(1-methyl-1H-pyrazol-4-yl)-1H-indol-3-yl)thio)picolinic acid (compound no. 1-100);

6-(((2,6-dichloro-7-fluoro-1-(1-methyl-1H-pyrazol-4-yl)-1H-indol-3-yl)thio)picolinic acid (compound no. 1-101);

6-((2-bromo-6-chloro-7-fluoro-1-(1-methyl-1H-pyrazol-4-yl)-1H-indol-3-yl)thio)picolinic acid (compound no. 1-102);

6-((6-chloro-2-cyano-7-fluoro-1-(1-methyl-1H-pyrazol-4-yl)-1H-indol-3-yl)thio)picolinic acid (compound no. 1-103);

6-((6-chloro-2-cyclopropyl-7-fluoro-1-(1-methyl-1H-pyrazol-4-yl)-1H-indol-3-yl)thio)picolinic acid (compound no. 1-104);

6-((2-amino-6-chloro-7-fluoro-1-(1-methyl-1H-pyrazol-4-yl)-1H-indol-3-yl)thio)picolinic acid (compound no. 1-105);

6-((6-chloro-7-fluoro-2-methoxy-1-(1-methyl-1H-pyrazol-4-yl)-1H-indol-3-yl)thio)picolinic acid (compound no. 1-106);

6-((2,6-dichloro-1-(1-isopropyl-1H-pyrazol-4-yl)-1H-indol-3-yl)thio)picolinic acid (compound no. 1-107);

6-((2-bromo-6-chloro-1-(1-isopropyl-1H-pyrazol-4-yl)-1H-indol-3-yl)thio)picolinic acid (compound no. 1-108);

6-((6-chloro-2-cyano-1-(1-isopropyl-1H-pyrazol-4-yl)-1H-indol-3-yl)thio)picolinic acid (compound no. 1-109);

6-((6-chloro-2-cyclopropyl-1-(1-isopropyl-1H-pyrazol-4-yl)-1H-indol-3-yl)thio)picolinic acid (compound no. 1-110);

6-((2-amino-6-chloro-1-(1-isopropyl-1H-pyrazol-4-yl)-1H-indol-3-yl)thio)picolinic acid (compound no. 1-111);

6-((6-chloro-1-(1-isopropyl-1H-pyrazol-4-yl)-2-methoxy-1H-indol-3-yl)thio)picolinic acid (compound no. 1-112);

6-((2,6-dichloro-7-fluoro-1-(1-isopropyl-1H-pyrazol-4-yl)-1H-indol-3-yl)thio)picolinic acid (compound no. 1-113);

6-((2-bromo-6-chloro-7-fluoro-1-(1-isopropyl-1H-pyrazol-4-yl)-1H-indol-3-yl)thio)picolinic acid (compound no. 1-114);

6-((6-chloro-2-cyano-7-fluoro-1-(1-isopropyl-1H-pyrazol-4-yl)-1H-indol-3-yl)thio)picolinic acid (compound no. 1-115);

6-((6-chloro-2-cyclopropyl-7-fluoro-1-(1-isopropyl-1H-pyrazol-4-yl)-1H-indol-3-yl)thio)picolinic acid (compound no. 1-116);

6-((2-amino-6-chloro-7-fluoro-1-(1-isopropyl-1H-pyrazol-4-yl)-1H-indol-3-yl)thio)picolinic acid (compound no. 1-117);

6-((6-chloro-7-fluoro-1-(1-isopropyl-1H-pyrazol-4-yl)-2-methoxy-1H-indol-3-yl)thio)picolinic acid (compound no. 1-118);



3-(((6-chloro-2-cyclopropyl-7-fluoro-1-(1H-pyrazol-4-yl)-1H-indol-3-yl)thio)-2-fluorobenzoic acid (compound no. 1-119);

3-(((6-chloro-2-cyclopropyl-7-fluoro-1-(1-(2-hydroxyethyl)-1H-pyrazol-4-yl)-1H-indol-3-yl)thio)-2-fluorobenzoic acid (compound no. 1-120);

3-(1-(1-(2-(carbamoyloxy)ethyl)-1H-pyrazol-4-yl)-(6-chloro-2-cyclopropyl-7-fluoro-1H-indol-3-yl)thio)-2-fluorobenzoic acid (compound no. 1-121);

3-(1-(1-(2-aminoethyl)-1H-pyrazol-4-yl)-(6-chloro-2-cyclopropyl-7-fluoro-1H-indol-3-yl)thio)-2-fluorobenzoic acid (compound no. 1-122);

3-(((6-chloro-2-cyclopropyl-7-fluoro-1-(1-(2-ureidoethyl)-1H-pyrazol-4-yl)-1H-indol-3-yl)thio)-2-fluorobenzoic acid (compound no. 1-123);

3-(1-(1-(3-carboxypropyl)-1H-pyrazol-4-yl)-(6-chloro-2-cyclopropyl-7-fluoro-1H-indol-3-yl)thio)-2-fluorobenzoic acid (compound no. 1-124);

3-(1-(1-(4-amino-4-oxobutyl)-1H-pyrazol-4-yl)-(6-chloro-2-cyclopropyl-7-fluoro-1H-indol-3-yl)thio)-2-fluorobenzoic acid (compound no. 1-125);

3-(((6-chloro-2-cyclopropyl-7-fluoro-1-(1-(2,2,2-trifluoroethyl)-1H-pyrazol-4-yl)-1H-indol-3-yl)thio)-2-fluorobenzoic acid (compound no. 1-126);

3-(((6-chloro-2-cyclopropyl-1-(1-(<sup>2</sup>H<sub>5</sub>)ethyl)-1H-pyrazol-4-yl)-7-fluoro-1H-indol-3-yl)thio)-2-fluorobenzoic acid; (compound no. 1-127);

3-(1-(1-(6-aminoethyl)-1H-pyrazol-4-yl)-(6-chloro-2-cyclopropyl-7-fluoro-1H-indol-3-yl)thio)-2-fluorobenzoic acid (compound no. 1-128);

3-(((6-chloro-2-cyclopropyl-7-fluoro-1-(1-(hex-5-ynyl)-1H-pyrazol-4-yl)-1H-indol-3-yl)thio)-2-fluorobenzoic acid (compound no. 1-129);

3-(((6-chloro-2-cyclopropyl-7-fluoro-1-(1-(3-hydroxy-2,2-dimethylpropyl)-1H-pyrazol-4-yl)-1H-indol-3-yl)thio)-2-fluorobenzoic acid (compound no. 1-130);

3-(((6-chloro-2-cyclopropyl-1-(1-(6-(3-(3',6'-dihydroxy-3-oxo-3H-spiro[isobenzofuran-1,9'-xanthen]-5-yl)ureido)hexyl)-1H-pyrazol-4-yl)-7-fluoro-1H-indol-3-yl)thio)-2-fluorobenzoic acid (compound no. 1-131);

3-(((6-chloro-2-cyclopropyl-7-fluoro-1-(1-(4-(methylamino)-4-oxobutyl)-1H-pyrazol-4-yl)-1H-indol-3-yl)thio)-2-fluorobenzoic acid (compound no. 1-132);

3-(6-chloro-2-cyclopropyl-1-(1-(4-(dimethylamino)-4-oxobutyl)-1H-pyrazol-4-yl)-7-fluoro-1H-indol-3-ylthio)-2-fluorobenzoic acid (compound no. 1-133);

3-(1-(1-(4-amino-3,3-dimethyl-4-oxobutyl)-1H-pyrazol-4-yl)-6-chloro-2-cyclopropyl-7-fluoro-1H-indol-3-ylthio)-2-fluorobenzoic acid (compound no. 1-134);

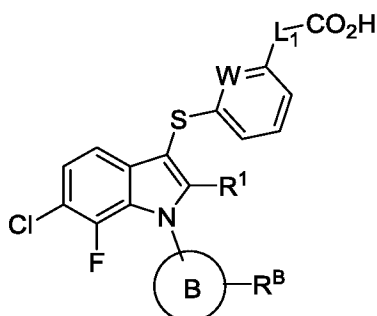
6-(1-(1-(4-amino-4-oxobutyl)-1H-pyrazol-4-yl)-(6-chloro-2-cyclopropyl-7-fluoro-1H-indol-3-yl)thio)picolinic acid (compound no. 1-135);

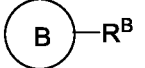
6-(((6-chloro-2-cyclopropyl-7-fluoro-1-(1-(4-(methylamino)-4-oxobutyl)-1H-pyrazol-4-yl)-1H-indol-3-yl)thio)picolinic acid (compound no. 1-136);

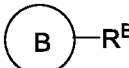
6-(((6-chloro-2-cyclopropyl-1-(1-(4-(dimethylamino)-4-oxobutyl)-1H-pyrazol-4-yl)-7-fluoro-1H-indol-3-yl)thio)picolinic acid (compound no. 1-137);

6-(1-(1-(4-amino-3,3-dimethyl-4-oxobutyl)-1H-pyrazol-4-yl)-(6-chloro-2-cyclopropyl-7-fluoro-1H-indol-3-yl)thio)picolinic acid (compound no. 1-138).

**Table 2:**



Compound no.		R <sup>1</sup>	W	L <sup>1</sup>
2-1	pyridin-3-yl	-Cl	CF	absent
2-2	pyridin-3-yl	-Br	CF	absent
2-3	pyridin-3-yl	c-C <sub>3</sub> H <sub>5</sub>	CF	absent
2-4	pyridin-3-yl	-CN	CF	absent
2-5	1-ethyl-1H-pyrazol-4-yl	-Cl	CF	CH <sub>2</sub>
2-6	1-ethyl-1H-pyrazol-4-yl	-Br	CF	CH <sub>2</sub>
2-7	1-ethyl-1H-pyrazol-4-yl	c-C <sub>3</sub> H <sub>5</sub>	CF	CH <sub>2</sub>
2-8	1-ethyl-1H-pyrazol-4-yl	-CN	CF	CH <sub>2</sub>
2-9	1-ethyl-1H-pyrazol-4-yl	-Cl	CF	C(CH <sub>3</sub> ) <sub>2</sub>
2-10	1-ethyl-1H-pyrazol-4-yl	-Br	CF	C(CH <sub>3</sub> ) <sub>2</sub>
2-11	1-ethyl-1H-pyrazol-4-yl	c-C <sub>3</sub> H <sub>5</sub>	CF	C(CH <sub>3</sub> ) <sub>2</sub>
2-12	1-ethyl-1H-pyrazol-4-yl	-CN	CF	C(CH <sub>3</sub> ) <sub>2</sub>
2-13	1-ethyl-1H-pyrazol-4-yl	-Cl	CF	C(CH <sub>2</sub> CH <sub>2</sub> ) <sub>2</sub>
2-14	1-ethyl-1H-pyrazol-4-yl	-Br	CF	C(CH <sub>2</sub> CH <sub>2</sub> ) <sub>2</sub>
2-15	1-ethyl-1H-pyrazol-4-yl	c-C <sub>3</sub> H <sub>5</sub>	CF	C(CH <sub>2</sub> CH <sub>2</sub> ) <sub>2</sub>
2-16	1-ethyl-1H-pyrazol-4-yl	-CN	CF	C(CH <sub>2</sub> CH <sub>2</sub> ) <sub>2</sub>
2-17	1-propyl-1H-pyrazol-4-yl	-Cl	CF	CH <sub>2</sub>
2-18	1-propyl-1H-pyrazol-4-yl	-Br	CF	CH <sub>2</sub>
2-19	1-propyl-1H-pyrazol-4-yl	c-C <sub>3</sub> H <sub>5</sub>	CF	CH <sub>2</sub>
2-20	1-propyl-1H-pyrazol-4-yl	-CN	CF	CH <sub>2</sub>
2-21	1-propyl-1H-pyrazol-4-yl	-Cl	CF	C(CH <sub>3</sub> ) <sub>2</sub>
2-22	1-propyl-1H-pyrazol-4-yl	-Br	CF	C(CH <sub>3</sub> ) <sub>2</sub>
2-23	1-propyl-1H-pyrazol-4-yl	c-C <sub>3</sub> H <sub>5</sub>	CF	C(CH <sub>3</sub> ) <sub>2</sub>
2-24	1-propyl-1H-pyrazol-4-yl	-CN	CF	C(CH <sub>3</sub> ) <sub>2</sub>

Compound no.		R <sup>I</sup>	W	L <sup>I</sup>
2-25	1-propyl-1H-pyrazol-4-yl	-Cl	CF	C(CH <sub>2</sub> CH <sub>2</sub> ) <sub>2</sub>
2-26	1-propyl-1H-pyrazol-4-yl	-Br	CF	C(CH <sub>2</sub> CH <sub>2</sub> ) <sub>2</sub>
2-27	1-propyl-1H-pyrazol-4-yl	c-C <sub>3</sub> H <sub>5</sub>	CF	C(CH <sub>2</sub> CH <sub>2</sub> ) <sub>2</sub>
2-28	1-propyl-1H-pyrazol-4-yl	-CN	CF	C(CH <sub>2</sub> CH <sub>2</sub> ) <sub>2</sub>
2-29	1-ethyl-1H-pyrazol-4-yl	-Cl	N	CH <sub>2</sub>
2-30	1-ethyl-1H-pyrazol-4-yl	-Cl	N	C(CH <sub>3</sub> ) <sub>2</sub>
2-31	1-ethyl-1H-pyrazol-4-yl	-Cl	N	C(CH <sub>2</sub> CH <sub>2</sub> ) <sub>2</sub>
2-32	1-propyl-1H-pyrazol-4-yl	-Cl	N	CH <sub>2</sub>
2-33	1-propyl-1H-pyrazol-4-yl	-Cl	N	C(CH <sub>3</sub> ) <sub>2</sub>
2-34	1-propyl-1H-pyrazol-4-yl	-Cl	N	C(CH <sub>2</sub> CH <sub>2</sub> ) <sub>2</sub>

[00197] Compounds in Table 2 are named:

3-((2,6-dichloro-7-fluoro-1-(pyridin-3-yl)-1H-indol-3-yl)thio)-2-fluorobenzoic acid (compound no. 2-1);

3-((2-bromo-6-chloro-7-fluoro-1-(pyridin-3-yl)-1H-indol-3-yl)thio)-2-fluorobenzoic acid (compound no. 2-2);

3-((6-chloro-2-cyclopropyl-7-fluoro-1-(pyridin-3-yl)-1H-indol-3-yl)thio)-2-fluorobenzoic acid (compound no. 2-3);

3-((6-chloro-2-cyano-7-fluoro-1-(pyridin-3-yl)-1H-indol-3-yl)thio)-2-fluorobenzoic acid (compound no. 2-4);

2-(3-((2,6-dichloro-1-(1-ethyl-1H-pyrazol-4-yl)-7-fluoro-1H-indol-3-yl)thio)-2-fluorophenyl)acetic acid (compound no. 2-5);

2-(3-((2-bromo-6-chloro-1-(1-ethyl-1H-pyrazol-4-yl)-7-fluoro-1H-indol-3-yl)thio)-2-fluorophenyl)acetic acid (compound no. 2-6);

2-(3-((6-chloro-2-cyclopropyl-1-(1-ethyl-1H-pyrazol-4-yl)-7-fluoro-1H-indol-3-yl)thio)-2-fluorophenyl)acetic acid (compound no. 2-7);

2-(3-((6-chloro-2-cyano-1-(1-ethyl-1H-pyrazol-4-yl)-7-fluoro-1H-indol-3-yl)thio)-2-fluorophenyl)acetic acid (compound no. 2-8);

2-(3-((2,6-dichloro-1-(1-ethyl-1H-pyrazol-4-yl)-7-fluoro-1H-indol-3-yl)thio)-2-fluorophenyl)-2-methylpropanoic acid (compound no. 2-9);

2-(3-((2-bromo-6-chloro-1-(1-ethyl-1H-pyrazol-4-yl)-7-fluoro-1H-indol-3-yl)thio)-2-fluorophenyl)-2-methylpropanoic acid (compound no. 2-10);

2-(3-((6-chloro-2-cyclopropyl-1-(1-ethyl-1H-pyrazol-4-yl)-7-fluoro-1H-indol-3-yl)thio)-2-fluorophenyl)-2-methylpropanoic acid (compound no. 2-11);

2-(3-((6-chloro-2-cyano-1-(1-ethyl-1H-pyrazol-4-yl)-7-fluoro-1H-indol-3-yl)thio)-2-fluorophenyl)-2-methylpropanoic acid (compound no. 2-12)

1-(3-((2,6-dichloro-1-(1-ethyl-1H-pyrazol-4-yl)-7-fluoro-1H-indol-3-yl)thio)-2-fluorophenyl)cyclopropanecarboxylic acid (compound no. 2-13);

1-(3-((2-bromo-6-chloro-1-(1-ethyl-1H-pyrazol-4-yl)-7-fluoro-1H-indol-3-yl)thio)-2-fluorophenyl) cyclopropanecarboxylic acid (compound no. 2-14);

1-(3-((6-chloro-2-cyclopropyl-1-(1-ethyl-1H-pyrazol-4-yl)-7-fluoro-1H-indol-3-yl)thio)-2-fluorophenyl)cyclopropanecarboxylic acid (compound no. 2-15);

1-(3-((6-chloro-2-cyano-1-(1-ethyl-1H-pyrazol-4-yl)-7-fluoro-1H-indol-3-yl)thio)-2-fluorophenyl) cyclopropanecarboxylic acid (compound no. 2-16);

2-(3-((2,6-dichloro-1-(1-propyl-1H-pyrazol-4-yl)-7-fluoro-1H-indol-3-yl)thio)-2-fluorophenyl)acetic acid (compound no. 2-17);

2-(3-((2-bromo-6-chloro-1-(1-propyl-1H-pyrazol-4-yl)-7-fluoro-1H-indol-3-yl)thio)-2-fluorophenyl)acetic acid (compound no. 2-18);

2-(3-((6-chloro-2-cyclopropyl-1-(1-propyl-1H-pyrazol-4-yl)-7-fluoro-1H-indol-3-yl)thio)-2-fluorophenyl)acetic acid (compound no. 2-19);

2-(3-((6-chloro-2-cyano-1-(1-propyl-1H-pyrazol-4-yl)-7-fluoro-1H-indol-3-yl)thio)-2-fluorophenyl)acetic acid (compound no. 2-20);

2-(3-((2,6-dichloro-1-(1-propyl-1H-pyrazol-4-yl)-7-fluoro-1H-indol-3-yl)thio)-2-fluorophenyl)-2-methylpropanoic acid (compound no. 2-21);

2-(3-((2-bromo-6-chloro-1-(1-propyl-1H-pyrazol-4-yl)-7-fluoro-1H-indol-3-yl)thio)-2-fluorophenyl)-2-methylpropanoic acid (compound no. 2-22);

2-(3-((6-chloro-2-cyclopropyl-1-(1-propyl-1H-pyrazol-4-yl)-7-fluoro-1H-indol-3-yl)thio)-2-fluorophenyl)-2-methylpropanoic acid (compound no. 2-23);

2-(3-((6-chloro-2-cyano-1-(1-propyl-1H-pyrazol-4-yl)-7-fluoro-1H-indol-3-yl)thio)-2-fluorophenyl)-2-methylpropanoic acid (compound no. 2-24)

1-(3-((2,6-dichloro-1-(1-propyl-1H-pyrazol-4-yl)-7-fluoro-1H-indol-3-yl)thio)-2-fluorophenyl)cyclopropanecarboxylic acid (compound no. 2-25);

1-(3-((2-bromo-6-chloro-1-(1-propyl-1H-pyrazol-4-yl)-7-fluoro-1H-indol-3-yl)thio)-2-fluorophenyl) cyclopropanecarboxylic acid (compound no. 2-26);

1-(3-((6-chloro-2-cyclopropyl-1-(1-propyl-1H-pyrazol-4-yl)-7-fluoro-1H-indol-3-yl)thio)-2-fluorophenyl)cyclopropanecarboxylic acid (compound no. 2-27);

1-(3-((6-chloro-2-cyano-1-(1-propyl-1H-pyrazol-4-yl)-7-fluoro-1H-indol-3-yl)thio)-2-fluorophenyl) cyclopropanecarboxylic acid (compound no. 2-28);

2-(6-((2,6-dichloro-1-(1-ethyl-1H-pyrazol-4-yl)-7-fluoro-1H-indol-3-yl)thio)pyridine-2-yl)acetic acid (compound no. 2-29);

2-(6-((2,6-dichloro-1-(1-ethyl-1H-pyrazol-4-yl)-7-fluoro-1H-indol-3-yl)thio)pyridine-2-yl)-2-methylpropanoic acid (compound no. 2-30);

1-(6-((2,6-dichloro-1-(1-ethyl-1H-pyrazol-4-yl)-7-fluoro-1H-indol-3-yl)thio)pyridine-2-yl)cyclopropanecarboxylic acid (compound no. 2-31);

2-(6-((2,6-dichloro-1-(1-propyl-1H-pyrazol-4-yl)-7-fluoro-1H-indol-3-yl)thio)pyridine-2-yl)acetic acid (compound no. 2-32);

2-(6-((2,6-dichloro-1-(1-propyl-1H-pyrazol-4-yl)-7-fluoro-1H-indol-3-yl)thio)pyridine-2-yl)-2-methylpropanoic acid (compound no. 2-33);

1-(6-((2,6-dichloro-1-(1-propyl-1H-pyrazol-4-yl)-7-fluoro-1H-indol-3-yl)thio)pyridine-2-yl)cyclopropanecarboxylic acid (compound no. 2-34).

**[00198]** In one aspect, compounds described herein are in the form of pharmaceutically acceptable salts. As well, active metabolites of these compounds having the same type of activity are included in the scope of the present disclosure. In addition, the compounds described herein can exist in unsolvated as well as solvated forms with pharmaceutically acceptable solvents such as water, ethanol, and the like. The solvated forms of the compounds presented herein are also considered to be disclosed herein.

**[00199]** “Pharmaceutically acceptable,” as used herein, refers a material, such as a carrier or diluent, which does not abrogate the biological activity or properties of the compound, and is relatively nontoxic, i.e., the material is administered to an individual without causing undesirable biological effects or interacting in a deleterious manner with any of the components of the composition in which it is contained.

**[00200]** The term “pharmaceutically acceptable salt” refers to a form of a therapeutically active agent that consists of a cationic form of the therapeutically active agent in combination with a suitable anion, or in alternative embodiments, an anionic form of the therapeutically active agent in combination with a suitable cation. Handbook of Pharmaceutical Salts: Properties, Selection and Use. International Union of Pure and Applied Chemistry, Wiley-VCH 2002. S.M. Berge, L.D. Bighley, D.C. Monkhouse, J. Pharm. Sci. 1977, 66, 1-19. P. H. Stahl and C. G. Wermuth, editors, *Handbook of Pharmaceutical Salts: Properties, Selection and Use*, Weinheim/Zürich:Wiley-VCH/VHCA, 2002. Pharmaceutical salts typically are more soluble and more rapidly soluble in stomach and intestinal juices than non-ionic species and so are useful in solid dosage forms. Furthermore, because their solubility often is a function of pH, selective dissolution in one or another part of the digestive tract is possible and this capability can be

manipulated as one aspect of delayed and sustained release behaviours. Also, because the salt-forming molecule can be in equilibrium with a neutral form, passage through biological membranes can be adjusted.

**[00201]** In some embodiments, pharmaceutically acceptable salts are obtained by reacting a compound described herein with an acid. In some embodiments, the compound described herein (i.e. free base form) is basic and is reacted with an organic acid or an inorganic acid. Inorganic acids include, but are not limited to, hydrochloric acid, hydrobromic acid, sulfuric acid, phosphoric acid, nitric acid, and metaphosphoric acid. Organic acids include, but are not limited to, 1-hydroxy-2-naphthoic acid; 2,2-dichloroacetic acid; 2-hydroxyethanesulfonic acid; 2-oxoglutaric acid; 4-acetamidobenzoic acid; 4-aminosalicylic acid; acetic acid; adipic acid; ascorbic acid (L); aspartic acid (L); benzenesulfonic acid; benzoic acid; camphoric acid (+); camphor-10-sulfonic acid (+); capric acid (decanoic acid); caproic acid (hexanoic acid); caprylic acid (octanoic acid); carbonic acid; cinnamic acid; citric acid; cyclamic acid; dodecylsulfuric acid; ethane-1,2-disulfonic acid; ethanesulfonic acid; formic acid; fumaric acid; galactaric acid; gentisic acid; glucoheptonic acid (D); gluconic acid (D); glucuronic acid (D); glutamic acid; glutaric acid; glycerophosphoric acid; glycolic acid; hippuric acid; isobutyric acid; lactic acid (DL); lactobionic acid; lauric acid; maleic acid; malic acid (- L); malonic acid; mandelic acid (DL); methanesulfonic acid; naphthalene-1,5-disulfonic acid; naphthalene-2-sulfonic acid; nicotinic acid; oleic acid; oxalic acid; palmitic acid; pamoic acid; phosphoric acid; propionic acid; pyroglutamic acid (- L); salicylic acid; sebacic acid; stearic acid; succinic acid; sulfuric acid; tartaric acid (+ L); thiocyanic acid; toluenesulfonic acid (*p*); and undecylenic acid.

**[00202]** In some embodiments, a compound described herein is prepared as a chloride salt, sulfate salt, bromide salt, mesylate salt, maleate salt, citrate salt or phosphate salt. In some embodiments, a compound described herein is prepared as a hydrochloride salt.

**[00203]** In some embodiments, pharmaceutically acceptable salts are obtained by reacting a compound described herein with a base. In some embodiments, the compound described herein is acidic and is reacted with a base. In such situations, an acidic proton of the compound described herein is replaced by a metal ion, e.g., lithium, sodium, potassium, magnesium, calcium, or an aluminum ion. In some cases, compounds described herein coordinate with an organic base, such as, but not limited to, ethanolamine, diethanolamine, triethanolamine, tromethamine, meglumine, N-methylglucamine, dicyclohexylamine, tris(hydroxymethyl)methylamine. In other cases, compounds described herein form salts with amino acids such as, but not limited to, arginine, lysine, and the like. Acceptable inorganic bases used to form salts with compounds that include an acidic proton, include, but are not limited to,

aluminum hydroxide, calcium hydroxide, potassium hydroxide, sodium carbonate, potassium carbonate, sodium hydroxide, lithium hydroxide, and the like. In some embodiments, the compounds provided herein are prepared as a sodium salt, calcium salt, potassium salt, magnesium salt, meglumine salt, N-methylglucamine salt or ammonium salt. In some embodiments, the compounds provided herein are prepared as a sodium salt.

**[00204]** It should be understood that a reference to a pharmaceutically acceptable salt includes the solvent addition forms. In some embodiments, solvates contain either stoichiometric or non-stoichiometric amounts of a solvent, and are formed during the process of crystallization with pharmaceutically acceptable solvents such as water, ethanol, and the like. Hydrates are formed when the solvent is water, or alcoholates are formed when the solvent is alcohol. Solvates of compounds described herein are conveniently prepared or formed during the processes described herein. In addition, the compounds provided herein optionally exist in unsolvated as well as solvated forms.

**[00205]** The methods and formulations described herein include the use of *N*-oxides (if appropriate), crystalline forms (also known as polymorphs), or pharmaceutically acceptable salts of compounds described herein, as well as active metabolites of these compounds having the same type of activity.

**[00206]** In some embodiments, sites on the organic radicals (e.g. alkyl groups, aromatic rings) of compounds described herein are susceptible to various metabolic reactions. Incorporation of appropriate substituents on the organic radicals will reduce, minimize or eliminate this metabolic pathway. In specific embodiments, the appropriate substituent to decrease or eliminate the susceptibility of the aromatic ring to metabolic reactions is, by way of example only, a halogen, deuterium, an alkyl group, a haloalkyl group, or a deuterioalkyl group.

**[00207]** In another embodiment, the compounds described herein are labeled isotopically (e.g. with a radioisotope) or by another other means, including, but not limited to, the use of chromophores or fluorescent moieties, bioluminescent labels, or chemiluminescent labels.

**[00208]** Compounds described herein include isotopically-labeled compounds, which are identical to those recited in the various formulae and structures presented herein, but for the fact that one or more atoms are replaced by an atom having an atomic mass or mass number different from the atomic mass or mass number usually found in nature. Examples of isotopes that can be incorporated into the present compounds include isotopes of hydrogen, carbon, nitrogen, oxygen, fluorine and chlorine, such as, for example,  $^2\text{H}$ ,  $^3\text{H}$ ,  $^{13}\text{C}$ ,  $^{14}\text{C}$ ,  $^{15}\text{N}$ ,  $^{18}\text{O}$ ,  $^{17}\text{O}$ ,  $^{35}\text{S}$ ,  $^{18}\text{F}$ ,  $^{36}\text{Cl}$ . In one aspect, isotopically-labeled compounds described herein, for example those into which radioactive isotopes such as  $^3\text{H}$  and  $^{14}\text{C}$  are incorporated, are useful in drug and/or substrate

tissue distribution assays. In one aspect, substitution with isotopes such as deuterium affords certain therapeutic advantages resulting from greater metabolic stability, such as, for example, increased *in vivo* half-life or reduced dosage requirements.

**[00209]** In some embodiments, the compounds described herein possess one or more stereocenters and each stereocenter exists independently in either the R or S configuration. The compounds presented herein include all diastereomeric, enantiomeric, atropisomers, and epimeric forms as well as the appropriate mixtures thereof. The compounds and methods provided herein include all *cis*, *trans*, *syn*, *anti*, *entgegen* (E), and *zusammen* (Z) isomers as well as the appropriate mixtures thereof.

**[00210]** Individual stereoisomers are obtained, if desired, by methods such as, stereoselective synthesis and/or the separation of stereoisomers by chiral chromatographic columns. In certain embodiments, compounds described herein are prepared as their individual stereoisomers by reacting a racemic mixture of the compound with an optically active resolving agent to form a pair of diastereoisomeric compounds/salts, separating the diastereomers and recovering the optically pure enantiomers. In some embodiments, resolution of enantiomers is carried out using covalent diastereomeric derivatives of the compounds described herein. In another embodiment, diastereomers are separated by separation/resolution techniques based upon differences in solubility. In other embodiments, separation of stereoisomers is performed by chromatography or by the forming diastereomeric salts and separation by recrystallization, or chromatography, or any combination thereof. Jean Jacques, Andre Collet, Samuel H. Wilen, "Enantiomers, Racemates and Resolutions", John Wiley And Sons, Inc., 1981. In some embodiments, stereoisomers are obtained by stereoselective synthesis.

**[00211]** In some embodiments, compounds described herein are prepared as prodrugs. A "prodrug" refers to an agent that is converted into the parent drug *in vivo*. Prodrugs are often useful because, in some situations, they are easier to administer than the parent drug. They are, for instance, bioavailable by oral administration whereas the parent is not. Further or alternatively, the prodrug also has improved solubility in pharmaceutical compositions over the parent drug. In some embodiments, the design of a prodrug increases the effective water solubility. An example, without limitation, of a prodrug is a compound described herein, which is administered as an ester (the "prodrug") but then is metabolically hydrolyzed to provide the active entity. A further example of a prodrug is a short peptide (polyaminoacid) bonded to an acid group where the peptide is metabolized to reveal the active moiety. In certain embodiments, upon *in vivo* administration, a prodrug is chemically converted to the biologically, pharmaceutically or therapeutically active form of the compound. In certain embodiments, a



prodrug is enzymatically metabolized by one or more steps or processes to the biologically, pharmaceutically or therapeutically active form of the compound.

**[00212]** Prodrugs of the compounds described herein include, but are not limited to, esters, ethers, carbonates, thiocarbonates, N-acyl derivatives, N-acyloxyalkyl derivatives, quaternary derivatives of tertiary amines, N-Mannich bases, Schiff bases, amino acid conjugates, phosphate esters, and sulfonate esters. See for example Design of Prodrugs, Bundgaard, A. Ed., Elsevier, 1985 and Method in Enzymology, Widder, K. *et al.*, Ed.; Academic, 1985, vol. 42, p. 309-396; Bundgaard, H. "Design and Application of Prodrugs" in A Textbook of Drug Design and Development, Krosgaard-Larsen and H. Bundgaard, Ed., 1991, Chapter 5, p. 113-191; and Bundgaard, H., Advanced Drug Delivery Review, 1992, 8, 1-38, each of which is incorporated herein by reference. In some embodiments, a hydroxyl group in the compounds disclosed herein is used to form a prodrug, wherein the hydroxyl group is incorporated into an acyloxyalkyl ester, alkoxycarbonyloxyalkyl ester, alkyl ester, aryl ester, phosphate ester, sugar ester, ether, and the like. In some embodiments, a hydroxyl group in the compounds disclosed herein is a prodrug wherein the hydroxyl is then metabolized *in vivo* to provide a carboxylic acid group. In some embodiments, a carboxyl group is used to provide an ester or amide (i.e. the prodrug), which is then metabolized *in vivo* to provide a carboxylic acid group. In some embodiments, compounds described herein are prepared as alkyl ester prodrugs.

**[00213]** Prodrug forms of the herein described compounds, wherein the prodrug is metabolized *in vivo* to produce a compound described herein as set forth herein are included within the scope of the claims. In some cases, some of the herein-described compounds is a prodrug for another derivative or active compound.

**[00214]** In additional or further embodiments, the compounds described herein are metabolized upon administration to an organism in need to produce a metabolite that is then used to produce a desired effect, including a desired therapeutic effect.

**[00215]** A "metabolite" of a compound disclosed herein is a derivative of that compound that is formed when the compound is metabolized. The term "active metabolite" refers to a biologically active derivative of a compound that is formed when the compound is metabolized. The term "metabolized," as used herein, refers to the sum of the processes (including, but not limited to, hydrolysis reactions and reactions catalyzed by enzymes) by which a particular substance is changed by an organism. Thus, enzymes may produce specific structural alterations to a compound. For example, cytochrome P450 catalyzes a variety of oxidative and reductive reactions while uridine diphosphate glucuronyltransferases catalyze the transfer of an activated glucuronic-acid molecule to aromatic alcohols, aliphatic alcohols, carboxylic acids, amines and

free sulphydryl groups. Metabolites of the compounds disclosed herein are optionally identified either by administration of compounds to a host and analysis of tissue samples from the host, or by incubation of compounds with hepatic cells in vitro and analysis of the resulting compounds.

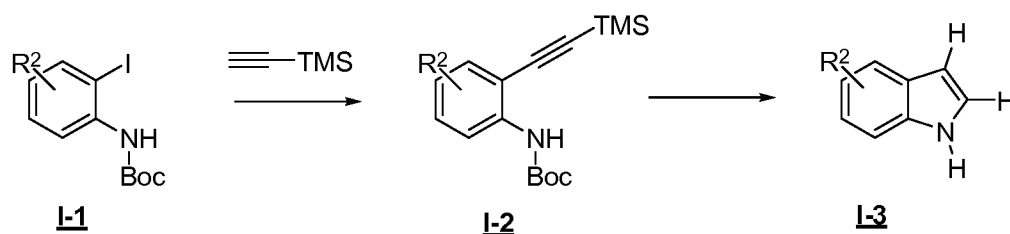
### **Synthesis of Compounds**

**[00216]** Compounds described herein are synthesized using standard synthetic techniques or using methods known in the art in combination with methods described herein.

**[00217]** Indoles are readily prepared by chemical synthesis using standard methodologies as described in the review “Practical methodologies for the synthesis of indoles” Humphrey and Kuethe, *Chem. Rev.*, **2006**, *106*, 2875-2911. Compounds are prepared using standard organic chemistry techniques such as those described in, for example, March’s Advanced Organic Chemistry, 6<sup>th</sup> Edition, John Wiley and Sons, Inc. Alternative reaction conditions for the synthetic transformations described herein may be employed such as variation of solvent, reaction temperature, reaction time, as well as different chemical reagents and other reaction conditions. The starting materials are available from commercial sources or are readily prepared. Many functionalized indole and 2-oxindole compounds are commercially available.

**[00218]** In some embodiments, the preparation of indole compounds begins with the sequence of steps shown in Scheme 1.

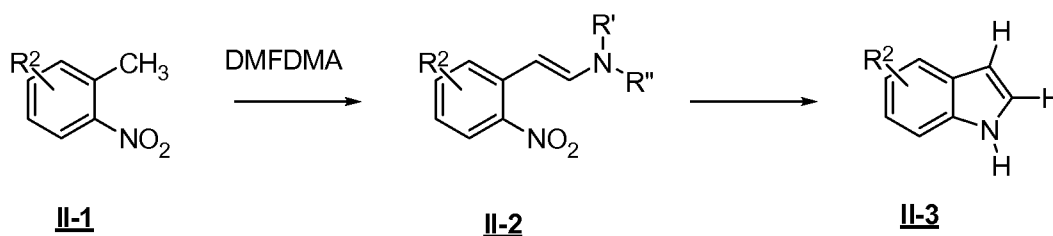
### **Scheme I**



**[00219]** In some embodiments, Boc-protected 2-iodoanilines (**I-1**) are treated with TMS-acetylene using Sonogashira cross-coupling conditions to generate the alkyne **I-2** which, upon treatment with base then cyclizes to give indoles of general structure **I-3**.

**[00220]** In other embodiments, the preparation of indole compounds begins with the sequence of steps shown in Scheme II.

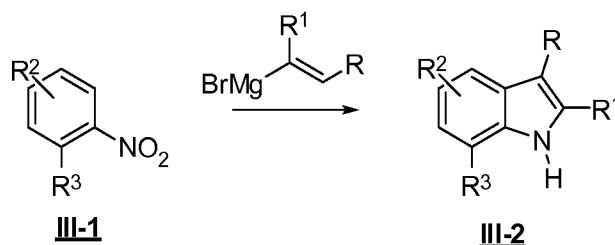
### **Scheme II**



[00221] The Leimgruber-Batcho indole synthesis is described in Scheme II. Substituted *O*-nitrotoluene **II-1** can be reacted with dimethylformamide dimethyl acetal (DMFDMA) to provide the vinyl intermediate **II-2**. Reductive cyclization using, for example, nickel boride and hydrazine then yields the indole of general structure **II-3**.

[00222] In other embodiments, the preparation of indole compounds begins with the sequence of steps shown in Scheme III.

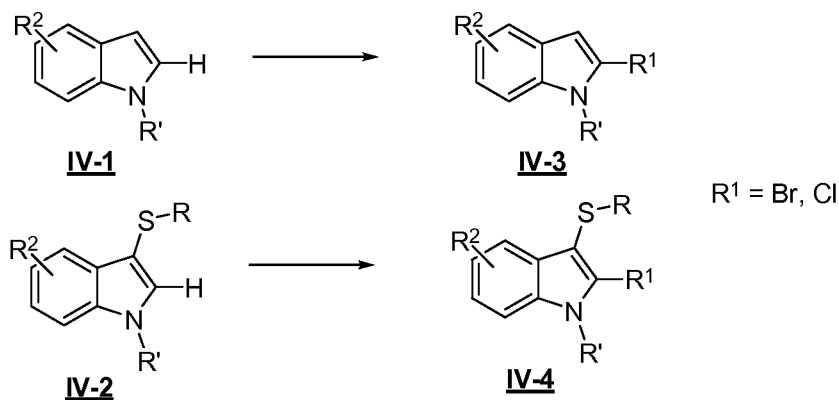
### **Scheme III**



[00223] The Bartoli indole synthesis is shown in Scheme III and requires an ortho-substituted nitrobenzene (**III-1**). Treatment of **III-1** with a vinyl magnesium Grignard reagent results in an indole of general structure **III-2**.

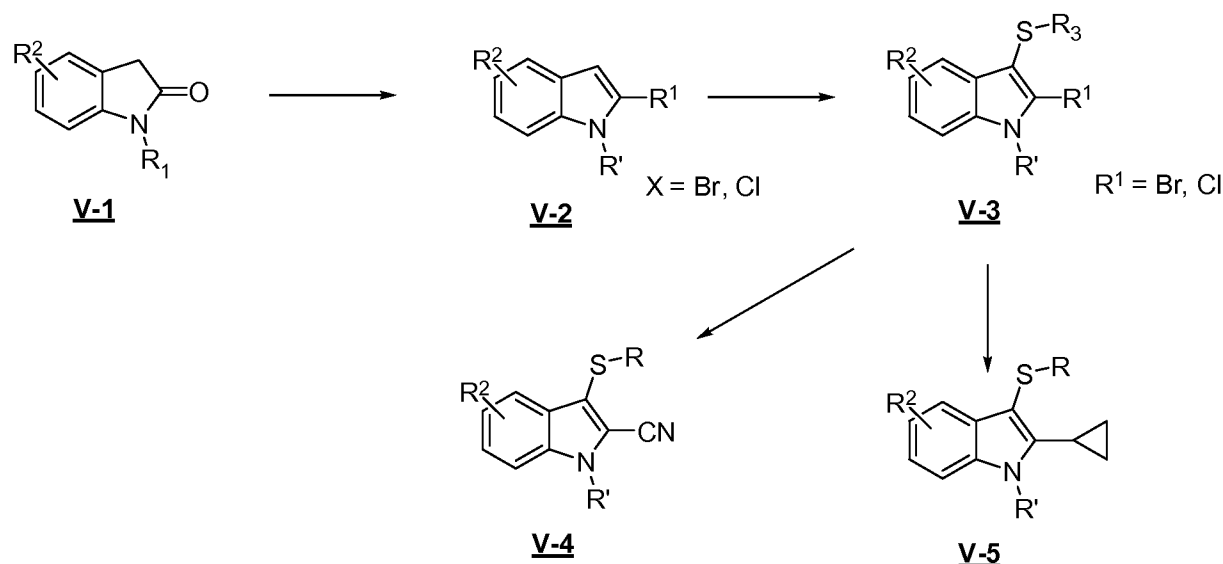
[00224] In some embodiments, 2-H Indoles are functionalized as shown in Scheme IV.

### **Scheme IV**



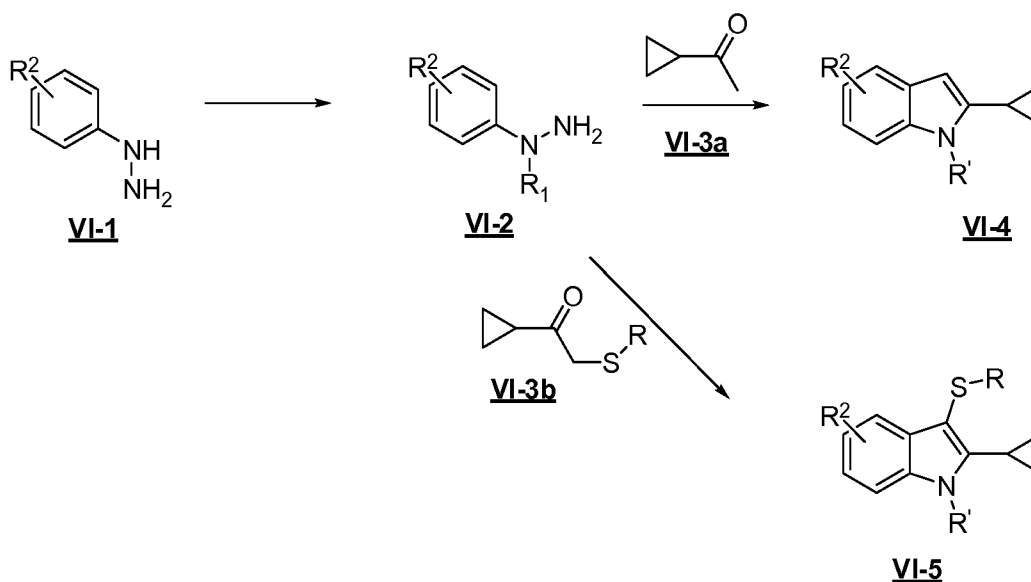
[00225] In some embodiments, treatment of 2-H Indoles of general structure **IV-1** or **IV-2** with NCS or NBS in an inert solvent affords 2-chloro or bromo indoles of general structure **IV-3** or **IV-4**.

[00226] In yet other embodiments, 2-oxindoles are used to prepare compounds described herein as shown in Scheme V.

**Scheme V**

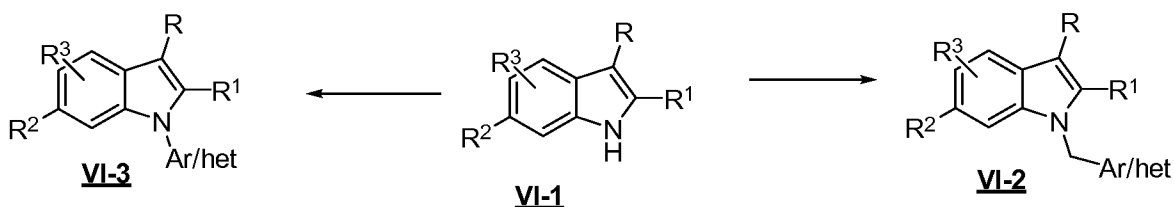
[00227] In some embodiments, 2-oxindoles such as **V-1** are treated with  $\text{POCl}_3$  or  $\text{POBr}_3$  to yield the 2-chloro or 2-bromo derivatives **V-2**. In some embodiments, compound **V-2** is then functionalized at C-3 of the indole to introduce a 3-thioether group by reacting with an appropriately substituted arylthiol in the presence of NCS to give compounds of structure **V-3**. In further embodiments, the 2-halo substituent is then be converted to **V-4** containing a 2-cyano substituent. In some embodiments, this transformation is performed with the use of organometallic reagents such as, for example,  $\text{Zn}(\text{CN})_2$  in the presence of a palladium catalyst such as  $\text{Pd}_2(\text{dba})_3$  and ligand such as xantphos. Alternative CN sources may be used such as  $\text{CuCN}$  at high temperature. Other ways of preparing 2-cyanoindoles include the dehydration of the corresponding primary amide. In some embodiments, introduction of a 2-cyclopropyl group is achieved by treating **V-3** with cyclopropylboronic acid under Suzuki-type couple conditions to yield **V-5**.

[00228] In some embodiments, indoles compounds described herein are prepared as shown in Scheme VI.

**Scheme VI**

[00229] In some embodiments, the Fisher indole reaction using the hydrazine **VI-1** or **VI-2** and the cyclopropylketone **VI-3a** is used to prepare 2-cyclopropyl indoles of general structure **VI-4** (Scheme VI). In some embodiments, the 3-thio substituted 2-cyclopropyl indole **VI-5** is prepared using the cyclopropylketone **VI-3b**.

[00230] N-H Indoles of general structure **VII-1** may be further modified as shown in Scheme VII.

**Scheme VII**

[00231] Treatment with a base such as NaH followed by alkylation with an electrophile (for example  $BrCH_2CONR'R''$  or  $BrCH_2CH_2CO_2tBu$  or  $ClCH_2Aryl$ ) can then form compounds of general structure **VII-2**. Subsequent chemical modifications can then be made to the indole N-substituent using standard chemical transformations. Direct arylation or heteroarylation may be achieved using Ullman-type conditions to generate **VII-3**.

[00232] In some embodiments, compounds described herein are synthesized as outlined in the Examples.

**Certain Terminology**

[00233] Unless otherwise stated, the following terms used in this application have the definitions given below. The use of the term “including” as well as other forms, such as

“include”, “includes,” and “included,” is not limiting. The section headings used herein are for organizational purposes only and are not to be construed as limiting the subject matter described.

**[00234]** As used herein, C<sub>1</sub>-C<sub>x</sub> includes C<sub>1</sub>-C<sub>2</sub>, C<sub>1</sub>-C<sub>3</sub> . . . C<sub>1</sub>-C<sub>x</sub>. By way of example only, a group designated as "C<sub>1</sub>-C<sub>4</sub>" indicates that there are one to four carbon atoms in the moiety, i.e. groups containing 1 carbon atom, 2 carbon atoms, 3 carbon atoms or 4 carbon atoms. Thus, by way of example only, "C<sub>1</sub>-C<sub>4</sub> alkyl" indicates that there are one to four carbon atoms in the alkyl group, i.e., the alkyl group is selected from among methyl, ethyl, propyl, *iso*-propyl, *n*-butyl, *iso*-butyl, *sec*-butyl, and *t*-butyl.

**[00235]** An “alkyl” group refers to an aliphatic hydrocarbon group. The alkyl group is branched or straight chain. In some embodiments, the “alkyl” group has 1 to 10 carbon atoms, i.e. a C<sub>1</sub>-C<sub>10</sub>alkyl. Whenever it appears herein, a numerical range such as “1 to 10” refers to each integer in the given range; e.g., “1 to 10 carbon atoms” means that the alkyl group consist of 1 carbon atom, 2 carbon atoms, 3 carbon atoms, *etc.*, up to and including 10 carbon atoms, although the present definition also covers the occurrence of the term “alkyl” where no numerical range is designated. In some embodiments, an alkyl is a C<sub>1</sub>-C<sub>6</sub>alkyl. In one aspect the alkyl is methyl, ethyl, propyl, *iso*-propyl, *n*-butyl, *iso*-butyl, *sec*-butyl, or *t*-butyl. Typical alkyl groups include, but are in no way limited to, methyl, ethyl, propyl, isopropyl, butyl, isobutyl, *sec*-butyl, tertiary butyl, pentyl, neopentyl, or hexyl.

**[00236]** An “alkylene” group refers to a divalent alkyl radical. Any of the above mentioned monovalent alkyl groups may be an alkylene by abstraction of a second hydrogen atom from the alkyl. In some embodiments, an alkylene is a C<sub>1</sub>-C<sub>6</sub>alkylene. In other embodiments, an alkylene is a C<sub>1</sub>-C<sub>4</sub>alkylene. Typical alkylene groups include, but are not limited to, -CH<sub>2</sub>-, -CH(CH<sub>3</sub>)-, -C(CH<sub>3</sub>)<sub>2</sub>-, -CH<sub>2</sub>CH<sub>2</sub>-, -CH<sub>2</sub>CH(CH<sub>3</sub>)-, -CH<sub>2</sub>C(CH<sub>3</sub>)<sub>2</sub>-, -CH<sub>2</sub>CH<sub>2</sub>CH<sub>2</sub>-, -CH<sub>2</sub>CH<sub>2</sub>CH<sub>2</sub>CH<sub>2</sub>-, and the like.

**[00237]** “Deuteroalkyl” refers to an alkyl group where 1 or more hydrogen atoms of an alkyl are replaced with deuterium.

**[00238]** The term “alkenyl” refers to a type of alkyl group in which at least one carbon-carbon double bond is present. In one embodiment, an alkenyl group has the formula -C(R)=CR<sub>2</sub>, wherein R refers to the remaining portions of the alkenyl group, which may be the same or different. In some embodiments, R is H or an alkyl. Non-limiting examples of an alkenyl group include -CH=CH<sub>2</sub>, -C(CH<sub>3</sub>)=CH<sub>2</sub>, -CH=CHCH<sub>3</sub>, -C(CH<sub>3</sub>)=CHCH<sub>3</sub>, and -CH<sub>2</sub>CH=CH<sub>2</sub>.

**[00239]** The term “alkynyl” refers to a type of alkyl group in which at least one carbon-carbon triple bond is present. In one embodiment, an alkenyl group has the formula -C≡C-R, wherein R refers to the remaining portions of the alkynyl group. In some embodiments, R is H or an alkyl.

Non-limiting examples of an alkynyl group include  $-C\equiv CH$ ,  $-C\equiv CCH_3$ ,  $-C\equiv CCH_2CH_3$ ,  $-CH_2C\equiv CH$ .

[00240] An “alkoxy” group refers to a (alkyl)O- group, where alkyl is as defined herein.

[00241] The term “alkylamine” refers to the  $-N(alkyl)_xH_y$  group, where x is 0 and y is 2, or where x is 1 and y is 1, or where x is 2 and y is 0.

[00242] The term “aromatic” refers to a planar ring having a delocalized  $\pi$ -electron system containing  $4n+2$   $\pi$  electrons, where n is an integer. The term “aromatic” includes both carbocyclic aryl (“aryl”, *e.g.*, phenyl) and heterocyclic aryl (or “heteroaryl” or “heteroaromatic”) groups (*e.g.*, pyridine). The term includes monocyclic or fused-ring polycyclic (*i.e.*, rings which share adjacent pairs of carbon atoms) groups.

[00243] The term “carbocyclic” or “carbocycle” refers to a ring or ring system where the atoms forming the backbone of the ring are all carbon atoms. The term thus distinguishes carbocyclic from “heterocyclic” rings or “heterocycles” in which the ring backbone contains at least one atom which is different from carbon. In some embodiments, at least one of the two rings of a bicyclic carbocycle is aromatic. In some embodiments, both rings of a bicyclic carbocycle are aromatic.

[00244] As used herein, the term “aryl” refers to an aromatic ring wherein each of the atoms forming the ring is a carbon atom. In one aspect, aryl is phenyl or a naphthyl. In some embodiments, an aryl is a phenyl. In some embodiments, an aryl is a  $C_6$ - $C_{10}$ aryl. Depending on the structure, an aryl group is a monoradical or a diradical (*i.e.*, an arylene group).

[00245] The term “cycloalkyl” refers to a monocyclic or polycyclic aliphatic, non-aromatic radical, wherein each of the atoms forming the ring (*i.e.* skeletal atoms) is a carbon atom. . In some embodiments, cycloalkyls are spirocyclic or bridged compounds. In some embodiments, cycloalkyls are optionally fused with an aromatic ring, and the point of attachment is at a carbon that is not an aromatic ring carbon atom. Cycloalkyl groups include groups having from 3 to 10 ring atoms. In some embodiments, cycloalkyl groups are selected from among cyclopropyl, cyclobutyl, cyclopentyl, cyclopentenyl, cyclohexyl, cyclohexenyl, cycloheptyl, cyclooctyl, spiro[2.2]pentyl, norbornyl and bicycle[1.1.1]pentyl. In some embodiments, a cycloalkyl is a  $C_3$ - $C_6$ cycloalkyl.

[00246] The term “halo” or, alternatively, “halogen” or “halide” means fluoro, chloro, bromo or iodo. In some embodiments, halo is fluoro, chloro, or bromo.

[00247] The term “fluoroalkyl” refers to an alkyl in which one or more hydrogen atoms are replaced by a fluorine atom. In one aspect, a fluoralkyl is a  $C_1$ - $C_6$ fluoroalkyl.

[00248] The term “heteroalkyl” refers to an alkyl group in which one or more skeletal atoms of the alkyl are selected from an atom other than carbon, *e.g.*, oxygen, nitrogen (*e.g.* –NH-, -N(alkyl)-, sulfur, or combinations thereof. A heteroalkyl is attached to the rest of the molecule at a carbon atom of the heteroalkyl. In one aspect, a heteroalkyl is a C<sub>1</sub>-C<sub>6</sub>heteroalkyl.

[00249] The term “heterocycle” or “heterocyclic” refers to heteroaromatic rings (also known as heteroaryls) and heterocycloalkyl rings (also known as heteroalicyclic groups) containing one to four heteroatoms in the ring(s), where each heteroatom in the ring(s) is selected from O, S and N, wherein each heterocyclic group has from 3 to 10 atoms in its ring system, and with the proviso that any ring does not contain two adjacent O or S atoms. Non-aromatic heterocyclic groups (also known as heterocycloalkyls) include rings having 3 to 10 atoms in its ring system and aromatic heterocyclic groups include rings having 5 to 10 atoms in its ring system. The heterocyclic groups include benzo-fused ring systems. Examples of non-aromatic heterocyclic groups are pyrrolidinyl, tetrahydrofuranyl, dihydrofuranyl, tetrahydrothienyl, oxazolidinonyl, tetrahydropyranyl, dihydropyranyl, tetrahydrothiopyranyl, piperidinyl, morpholinyl, thiomorpholinyl, thioxanyl, piperazinyl, aziridinyl, azetidiny, oxetanyl, thietanyl, homopiperidinyl, oxepanyl, thiepanyl, oxazepinyl, diazepinyl, thiazepinyl, 1,2,3,6-tetrahydropyridinyl, pyrrolin-2-yl, pyrrolin-3-yl, indolinyl, 2H-pyranyl, 4H-pyranyl, dioxanyl, 1,3-dioxolanyl, pyrazolinyl, dithianyl, dithiolanyl, dihydropyranyl, dihydrothienyl, dihydrofuranyl, pyrazolidinyl, imidazolinyl, imidazolidinyl, 3-azabicyclo[3.1.0]hexanyl, 3-azabicyclo[4.1.0]heptanyl, 3H-indolyl, indolin-2-onyl, isoindolin-1-onyl, isoindoline-1,3-dionyl, 3,4-dihydroisoquinolin-1(2H)-onyl, 3,4-dihydroquinolin-2(1H)-onyl, isoindoline-1,3-dithionyl, benzo[d]oxazol-2(3H)-onyl, 1H-benzo[d]imidazol-2(3H)-onyl, benzo[d]thiazol-2(3H)-onyl, and quinolizinyl. Examples of aromatic heterocyclic groups are pyridinyl, imidazolyl, pyrimidinyl, pyrazolyl, triazolyl, pyrazinyl, tetrazolyl, furyl, thienyl, isoxazolyl, thiazolyl, oxazolyl, isothiazolyl, pyrrolyl, quinolinyl, isoquinolinyl, indolyl, benzimidazolyl, benzofuranyl, cinnolinyl, indazolyl, indolizinyl, phthalazinyl, pyridazinyl, triazinyl, isoindolyl, pteridinyl, purinyl, oxadiazolyl, thiadiazolyl, furazanyl, benzofurazanyl, benzothiophenyl, benzothiazolyl, benzoxazolyl, quinazolinyl, quinoxalinyl, naphthyridinyl, and furopyridinyl. The foregoing groups are either C-attached (or C-linked) or N-attached where such is possible. For instance, a group derived from pyrrole includes both pyrrol-1-yl (*N*-attached) or pyrrol-3-yl (*C*-attached). Further, a group derived from imidazole includes imidazol-1-yl or imidazol-3-yl (both *N*-attached) or imidazol-2-yl, imidazol-4-yl or imidazol-5-yl (all *C*-attached). The heterocyclic groups include benzo-fused ring systems. Non-aromatic heterocycles are optionally substituted with one or two oxo (=O) moieties, such as pyrrolidin-2-one. In some embodiments, at least one



of the two rings of a bicyclic heterocycle is aromatic. In some embodiments, both rings of a bicyclic heterocycle are aromatic.

**[00250]** The terms “heteroaryl” or, alternatively, “heteroaromatic” refers to an aryl group that includes one or more ring heteroatoms selected from nitrogen, oxygen and sulfur. Illustrative examples of heteroaryl groups include monocyclic heteroaryls and bicyclic heteroaryls. Monocyclic heteroaryls include pyridinyl, imidazolyl, pyrimidinyl, pyrazolyl, triazolyl, pyrazinyl, tetrazolyl, furyl, thienyl, isoxazolyl, thiazolyl, oxazolyl, isothiazolyl, pyrrolyl, pyridazinyl, triazinyl, oxadiazolyl, thiadiazolyl, and furazanyl. Monocyclic heteroaryls include indolizine, indole, benzofuran, benzothiophene, indazole, benzimidazole, purine, quinolizine, quinoline, isoquinoline, cinnoline, phthalazine, quinazoline, quinoxaline, 1,8-naphthyridine, and pteridine. In some embodiments, a heteroaryl contains 0-4 N atoms in the ring. In some embodiments, a heteroaryl contains 1-4 N atoms in the ring. In some embodiments, a heteroaryl contains 0-4 N atoms, 0-1 O atoms, and 0-1 S atoms in the ring. In some embodiments, a heteroaryl contains 1-4 N atoms, 0-1 O atoms, and 0-1 S atoms in the ring. In some embodiments, heteroaryl is a C<sub>1</sub>-C<sub>9</sub>heteroaryl. In some embodiments, monocyclic heteroaryl is a C<sub>1</sub>-C<sub>5</sub>heteroaryl. In some embodiments, monocyclic heteroaryl is a 5-membered or 6-membered heteroaryl. In some embodiments, bicyclic heteroaryl is a C<sub>6</sub>-C<sub>9</sub>heteroaryl.

**[00251]** A “heterocycloalkyl” or “heteroalicyclic” group refers to a cycloalkyl group that includes at least one heteroatom selected from nitrogen, oxygen and sulfur. In some embodiments, a heterocycloalkyl is fused with an aryl or heteroaryl. In some embodiments, the heterocycloalkyl is oxazolidinonyl, pyrrolidinyl, tetrahydrofuranyl, tetrahydrothienyl, tetrahydropyranyl, tetrahydrothiopyranyl, piperidinyl, morpholinyl, thiomorpholinyl, piperazinyl, piperidin-2-onyl, pyrrolidine-2,5-dithionyl, pyrrolidine-2,5-dionyl, pyrrolidinonyl, imidazolidinyl, imidazolidin-2-onyl, or thiazolidin-2-onyl. The term heteroalicyclic also includes all ring forms of the carbohydrates, including but not limited to the monosaccharides, the disaccharides and the oligosaccharides. In one aspect, a heterocycloalkyl is a C<sub>2</sub>-C<sub>10</sub>heterocycloalkyl. In another aspect, a heterocycloalkyl is a C<sub>4</sub>-C<sub>10</sub>heterocycloalkyl. In some embodiments, a heterocycloalkyl contains 0-2 N atoms in the ring. In some embodiments, a heterocycloalkyl contains 0-2 N atoms, 0-2 O atoms and 0-1 S atoms in the ring.

**[00252]** The term “bond” or “single bond” refers to a chemical bond between two atoms, or two moieties when the atoms joined by the bond are considered to be part of larger substructure. In one aspect, when a group described herein is a bond, the referenced group is absent thereby allowing a bond to be formed between the remaining identified groups.

**[00253]** The term “moiety” refers to a specific segment or functional group of a molecule. Chemical moieties are often recognized chemical entities embedded in or appended to a molecule.

**[00254]** The term “optionally substituted” or “substituted” means that the referenced group is optionally substituted with one or more additional group(s) individually and independently selected from halogen, -CN, -NH<sub>2</sub>, -NH(alkyl), -N(alkyl)<sub>2</sub>, -OH, -CO<sub>2</sub>H, -CO<sub>2</sub>alkyl, -C(=O)NH<sub>2</sub>, -C(=O)NH(alkyl), -C(=O)N(alkyl)<sub>2</sub>, -S(=O)<sub>2</sub>NH<sub>2</sub>, -S(=O)<sub>2</sub>NH(alkyl), -S(=O)<sub>2</sub>N(alkyl)<sub>2</sub>, alkyl, cycloalkyl, fluoroalkyl, heteroalkyl, alkoxy, fluoroalkoxy, heterocycloalkyl, aryl, heteroaryl, aryloxy, alkylthio, arylthio, alkylsulfoxide, arylsulfoxide, alkylsulfone, and arylsulfone. In some other embodiments, optional substituents are independently selected from halogen, -CN, -NH<sub>2</sub>, -NH(CH<sub>3</sub>), -N(CH<sub>3</sub>)<sub>2</sub>, -OH, -CO<sub>2</sub>H, -CO<sub>2</sub>(C<sub>1</sub>-C<sub>4</sub>alkyl), -C(=O)NH<sub>2</sub>, -C(=O)NH(C<sub>1</sub>-C<sub>4</sub>alkyl), -C(=O)N(C<sub>1</sub>-C<sub>4</sub>alkyl)<sub>2</sub>, -S(=O)<sub>2</sub>NH<sub>2</sub>, -S(=O)<sub>2</sub>NH(C<sub>1</sub>-C<sub>4</sub>alkyl), -S(=O)<sub>2</sub>N(C<sub>1</sub>-C<sub>4</sub>alkyl)<sub>2</sub>, C<sub>1</sub>-C<sub>4</sub>alkyl, C<sub>3</sub>-C<sub>6</sub>cycloalkyl, C<sub>1</sub>-C<sub>4</sub>fluoroalkyl, C<sub>1</sub>-C<sub>4</sub>heteroalkyl, C<sub>1</sub>-C<sub>4</sub>alkoxy, C<sub>1</sub>-C<sub>4</sub>fluoroalkoxy, -SC<sub>1</sub>-C<sub>4</sub>alkyl, -S(=O)C<sub>1</sub>-C<sub>4</sub>alkyl, and -S(=O)<sub>2</sub>C<sub>1</sub>-C<sub>4</sub>alkyl. In some embodiments, optional substituents are independently selected from halogen, -CN, -NH<sub>2</sub>, -OH, -NH(CH<sub>3</sub>), -N(CH<sub>3</sub>)<sub>2</sub>, -CH<sub>3</sub>, -CH<sub>2</sub>CH<sub>3</sub>, -CF<sub>3</sub>, -OCH<sub>3</sub>, and -OCF<sub>3</sub>. In some embodiments, substituted groups are substituted with one or two of the preceding groups. In some embodiments, an optional substituent on an aliphatic carbon atom (acyclic or cyclic) includes oxo (=O).

**[00255]** The term “acceptable” with respect to a formulation, composition or ingredient, as used herein, means having no persistent detrimental effect on the general health of the subject being treated.

**[00256]** The term “modulate” as used herein, means to interact with a target either directly or indirectly so as to alter the activity of the target, including, by way of example only, to enhance the activity of the target, to inhibit the activity of the target, to limit the activity of the target, or to extend the activity of the target.

**[00257]** The term “modulator” as used herein, refers to a molecule that interacts with a target either directly or indirectly. The interactions include, but are not limited to, the interactions of an agonist, partial agonist, an inverse agonist, antagonist, degrader, or combinations thereof. In some embodiments, a modulator is an antagonist. In some embodiments, a modulator is a degrader.

**[00258]** The terms "administer," "administering", "administration," and the like, as used herein, refer to the methods that may be used to enable delivery of compounds or compositions to the desired site of biological action. These methods include, but are not limited to oral routes, intraduodenal routes, parenteral injection (including intravenous, subcutaneous, intraperitoneal,

intramuscular, intravascular or infusion), topical and rectal administration. Those of skill in the art are familiar with administration techniques that can be employed with the compounds and methods described herein. In some embodiments, the compounds and compositions described herein are administered orally.

**[00259]** The terms “co-administration” or the like, as used herein, are meant to encompass administration of the selected therapeutic agents to a single patient, and are intended to include treatment regimens in which the agents are administered by the same or different route of administration or at the same or different time.

**[00260]** The terms “effective amount” or “therapeutically effective amount,” as used herein, refer to a sufficient amount of an agent or a compound being administered, which will relieve to some extent one or more of the symptoms of the disease or condition being treated. The result includes reduction and/or alleviation of the signs, symptoms, or causes of a disease, or any other desired alteration of a biological system. For example, an “effective amount” for therapeutic uses is the amount of the composition comprising a compound as disclosed herein required to provide a clinically significant decrease in disease symptoms. An appropriate “effective” amount in any individual case is optionally determined using techniques, such as a dose escalation study.

**[00261]** The terms “enhance” or “enhancing,” as used herein, means to increase or prolong either in potency or duration a desired effect. Thus, in regard to enhancing the effect of therapeutic agents, the term “enhancing” refers to the ability to increase or prolong, either in potency or duration, the effect of other therapeutic agents on a system. An “enhancing-effective amount,” as used herein, refers to an amount adequate to enhance the effect of another therapeutic agent in a desired system.

**[00262]** The term “pharmaceutical combination” as used herein, means a product that results from the mixing or combining of more than one active ingredient and includes both fixed and non-fixed combinations of the active ingredients. The term “fixed combination” means that the active ingredients, e.g. a compound described herein, or a pharmaceutically acceptable salt thereof, and a co-agent, are both administered to a patient simultaneously in the form of a single entity or dosage. The term “non-fixed combination” means that the active ingredients, e.g. a compound described herein, or a pharmaceutically acceptable salt thereof, and a co-agent, are administered to a patient as separate entities either simultaneously, concurrently or sequentially with no specific intervening time limits, wherein such administration provides effective levels of the two compounds in the body of the patient. The latter also applies to cocktail therapy, e.g. the administration of three or more active ingredients.

**[00263]** The terms “kit” and “article of manufacture” are used as synonyms.

[00264] The term “subject” or “patient” encompasses mammals. Examples of mammals include, but are not limited to, any member of the Mammalian class: humans, non-human primates such as chimpanzees, and other apes and monkey species; farm animals such as cattle, horses, sheep, goats, swine; domestic animals such as rabbits, dogs, and cats; laboratory animals including rodents, such as rats, mice and guinea pigs, and the like. In one aspect, the mammal is a human.

[00265] The terms “treat,” “treating” or “treatment,” as used herein, include alleviating, abating or ameliorating at least one symptom of a disease or condition, preventing additional symptoms, inhibiting the disease or condition, e.g., arresting the development of the disease or condition, relieving the disease or condition, causing regression of the disease or condition, relieving a condition caused by the disease or condition, or stopping the symptoms of the disease or condition either prophylactically and/or therapeutically.

### **Pharmaceutical compositions**

[00266] In some embodiments, the compounds described herein are formulated into pharmaceutical compositions. Pharmaceutical compositions are formulated in a conventional manner using one or more pharmaceutically acceptable inactive ingredients that facilitate processing of the active compounds into preparations that are used pharmaceutically. Proper formulation is dependent upon the route of administration chosen. A summary of pharmaceutical compositions described herein is found, for example, in Remington: The Science and Practice of Pharmacy, Nineteenth Ed (Easton, Pa.: Mack Publishing Company, 1995); Hoover, John E., Remington’s Pharmaceutical Sciences, Mack Publishing Co., Easton, Pennsylvania 1975; Liberman, H.A. and Lachman, L., Eds., Pharmaceutical Dosage Forms, Marcel Decker, New York, N.Y., 1980; and Pharmaceutical Dosage Forms and Drug Delivery Systems, Seventh Ed. (Lippincott Williams & Wilkins 1999), herein incorporated by reference for such disclosure.

[00267] In some embodiments, the compounds described herein are administered either alone or in combination with pharmaceutically acceptable carriers, excipients or diluents, in a pharmaceutical composition. Administration of the compounds and compositions described herein can be effected by any method that enables delivery of the compounds to the site of action. These methods include, though are not limited to delivery via enteral routes (including oral, gastric or duodenal feeding tube, rectal suppository and rectal enema), parenteral routes (injection or infusion, including intraarterial, intracardiac, intradermal, intraduodenal, intramedullary, intramuscular, intraosseous, intraperitoneal, intrathecal, intravascular, intravenous, intravitreal, epidural and subcutaneous), inhalational, transdermal, transmucosal, sublingual, buccal and topical (including epicutaneous, dermal, enema, eye drops, ear drops, intranasal, vaginal) administration, although the most suitable route may depend upon for

example the condition and disorder of the recipient. By way of example only, compounds described herein can be administered locally to the area in need of treatment, by for example, local infusion during surgery, topical application such as creams or ointments, injection, catheter, or implant. The administration can also be by direct injection at the site of a diseased tissue or organ.

**[00268]** In some embodiments, pharmaceutical compositions suitable for oral administration are presented as discrete units such as capsules, cachets or tablets each containing a predetermined amount of the active ingredient; as a powder or granules; as a solution or a suspension in an aqueous liquid or a non-aqueous liquid; or as an oil-in-water liquid emulsion or a water-in-oil liquid emulsion. In some embodiments, the active ingredient is presented as a bolus, electuary or paste.

**[00269]** Pharmaceutical compositions which can be used orally include tablets, push-fit capsules made of gelatin, as well as soft, sealed capsules made of gelatin and a plasticizer, such as glycerol or sorbitol. Tablets may be made by compression or molding, optionally with one or more accessory ingredients. Compressed tablets may be prepared by compressing in a suitable machine the active ingredient in a free-flowing form such as a powder or granules, optionally mixed with binders, inert diluents, or lubricating, surface active or dispersing agents. Molded tablets may be made by molding in a suitable machine a mixture of the powdered compound moistened with an inert liquid diluent. In some embodiments, the tablets are coated or scored and are formulated so as to provide slow or controlled release of the active ingredient therein. All formulations for oral administration should be in dosages suitable for such administration. The push-fit capsules can contain the active ingredients in admixture with filler such as lactose, binders such as starches, and/or lubricants such as talc or magnesium stearate and, optionally, stabilizers. In soft capsules, the active compounds may be dissolved or suspended in suitable liquids, such as fatty oils, liquid paraffin, or liquid polyethylene glycols. In some embodiments, stabilizers are added. Dragee cores are provided with suitable coatings. For this purpose, concentrated sugar solutions may be used, which may optionally contain gum arabic, talc, polyvinyl pyrrolidone, carbopol gel, polyethylene glycol, and/or titanium dioxide, lacquer solutions, and suitable organic solvents or solvent mixtures. Dyestuffs or pigments may be added to the tablets or Dragee coatings for identification or to characterize different combinations of active compound doses.

**[00270]** In some embodiments, pharmaceutical compositions are formulated for parenteral administration by injection, e.g., by bolus injection or continuous infusion. Formulations for injection may be presented in unit dosage form, e.g., in ampoules or in multi-dose containers,

with an added preservative. The compositions may take such forms as suspensions, solutions or emulsions in oily or aqueous vehicles, and may contain formulatory agents such as suspending, stabilizing and/or dispersing agents. The compositions may be presented in unit-dose or multi-dose containers, for example sealed ampoules and vials, and may be stored in powder form or in a freeze-dried (lyophilized) condition requiring only the addition of the sterile liquid carrier, for example, saline or sterile pyrogen-free water, immediately prior to use. Extemporaneous injection solutions and suspensions may be prepared from sterile powders, granules and tablets of the kind previously described.

**[00271]** Pharmaceutical compositions for parenteral administration include aqueous and non-aqueous (oily) sterile injection solutions of the active compounds which may contain antioxidants, buffers, bacteriostats and solutes which render the formulation isotonic with the blood of the intended recipient; and aqueous and non-aqueous sterile suspensions which may include suspending agents and thickening agents. Suitable lipophilic solvents or vehicles include fatty oils such as sesame oil, or synthetic fatty acid esters, such as ethyl oleate or triglycerides, or liposomes. Aqueous injection suspensions may contain substances which increase the viscosity of the suspension, such as sodium carboxymethyl cellulose, sorbitol, or dextran. Optionally, the suspension may also contain suitable stabilizers or agents which increase the solubility of the compounds to allow for the preparation of highly concentrated solutions.

**[00272]** Pharmaceutical compositions may also be formulated as a depot preparation. Such long acting formulations may be administered by implantation (for example subcutaneously or intramuscularly) or by intramuscular injection. Thus, for example, the compounds may be formulated with suitable polymeric or hydrophobic materials (for example, as an emulsion in an acceptable oil) or ion exchange resins, or as sparingly soluble derivatives, for example, as a sparingly soluble salt.

**[00273]** For buccal or sublingual administration, the compositions may take the form of tablets, lozenges, pastilles, or gels formulated in conventional manner. Such compositions may comprise the active ingredient in a flavored basis such as sucrose and acacia or tragacanth.

**[00274]** Pharmaceutical compositions may also be formulated in rectal compositions such as suppositories or retention enemas, e.g., containing conventional suppository bases such as cocoa butter, polyethylene glycol, or other glycerides.

**[00275]** Pharmaceutical compositions may be administered topically, that is by non-systemic administration. This includes the application of a compound of the present invention externally to the epidermis or the buccal cavity and the instillation of such a compound into the ear, eye and

nose, such that the compound does not significantly enter the blood stream. In contrast, systemic administration refers to oral, intravenous, intraperitoneal and intramuscular administration.

[00276] Pharmaceutical compositions suitable for topical administration include liquid or semi-liquid preparations suitable for penetration through the skin to the site of inflammation such as gels, liniments, lotions, creams, ointments or pastes, and drops suitable for administration to the eye, ear or nose. The active ingredient may comprise, for topical administration, from 0.001% to 10% w/w, for instance from 1% to 2% by weight of the formulation.

[00277] Pharmaceutical compositions for administration by inhalation are conveniently delivered from an insufflator, nebulizer pressurized packs or other convenient means of delivering an aerosol spray. Pressurized packs may comprise a suitable propellant such as dichlorodifluoromethane, trichlorofluoromethane, dichlorotetrafluoroethane, carbon dioxide or other suitable gas. In the case of a pressurized aerosol, the dosage unit may be determined by providing a valve to deliver a metered amount. Alternatively, for administration by inhalation or insufflation, pharmaceutical preparations may take the form of a dry powder composition, for example a powder mix of the compound and a suitable powder base such as lactose or starch. The powder composition may be presented in unit dosage form, in for example, capsules, cartridges, gelatin or blister packs from which the powder may be administered with the aid of an inhalator or insufflator.

[00278] It should be understood that in addition to the ingredients particularly mentioned above, the compounds and compositions described herein may include other agents conventional in the art having regard to the type of formulation in question, for example those suitable for oral administration may include flavoring agents.

### **Methods of Dosing and Treatment Regimens**

[00279] In one embodiment, the compounds described herein, or a pharmaceutically acceptable salt thereof, are used in the preparation of medicaments for the treatment of diseases or conditions in a mammal that would benefit from inhibition or reduction of autotaxin activity. Methods for treating any of the diseases or conditions described herein in a mammal in need of such treatment, involves administration of pharmaceutical compositions that include at least one compound described herein or a pharmaceutically acceptable salt, active metabolite, prodrug, or pharmaceutically acceptable solvate thereof, in therapeutically effective amounts to said mammal.

[00280] In certain embodiments, the compositions containing the compound(s) described herein are administered for prophylactic and/or therapeutic treatments. In certain therapeutic applications, the compositions are administered to a patient already suffering from a disease or

condition, in an amount sufficient to cure or at least partially arrest at least one of the symptoms of the disease or condition. Amounts effective for this use depend on the severity and course of the disease or condition, previous therapy, the patient's health status, weight, and response to the drugs, and the judgment of the treating physician. Therapeutically effective amounts are optionally determined by methods including, but not limited to, a dose escalation and/or dose ranging clinical trial.

**[00281]** In prophylactic applications, compositions containing the compounds described herein are administered to a patient susceptible to or otherwise at risk of a particular disease, disorder or condition. Such an amount is defined to be a "prophylactically effective amount or dose." In this use, the precise amounts also depend on the patient's state of health, weight, and the like. When used in patients, effective amounts for this use will depend on the severity and course of the disease, disorder or condition, previous therapy, the patient's health status and response to the drugs, and the judgment of the treating physician. In one aspect, prophylactic treatments include administering to a mammal, who previously experienced at least one symptom of the disease being treated and is currently in remission, a pharmaceutical composition comprising a compound described herein, or a pharmaceutically acceptable salt thereof, in order to prevent a return of the symptoms of the disease or condition.

**[00282]** In certain embodiments wherein the patient's condition does not improve, upon the doctor's discretion the administration of the compounds are administered chronically, that is, for an extended period of time, including throughout the duration of the patient's life in order to ameliorate or otherwise control or limit the symptoms of the patient's disease or condition.

**[00283]** In certain embodiments wherein a patient's status does improve, the dose of drug being administered is temporarily reduced or temporarily suspended for a certain length of time (*i.e.*, a "drug holiday"). In specific embodiments, the length of the drug holiday is between 2 days and 1 year, including by way of example only, 2 days, 3 days, 4 days, 5 days, 6 days, 7 days, 10 days, 12 days, 15 days, 20 days, 28 days, or more than 28 days. The dose reduction during a drug holiday is, by way of example only, by 10%-100%, including by way of example only 10%, 15%, 20%, 25%, 30%, 35%, 40%, 45%, 50%, 55%, 60%, 65%, 70%, 75%, 80%, 85%, 90%, 95%, and 100%.

**[00284]** Once improvement of the patient's conditions has occurred, a maintenance dose is administered if necessary. Subsequently, in specific embodiments, the dosage or the frequency of administration, or both, is reduced, as a function of the symptoms, to a level at which the improved disease, disorder or condition is retained. In certain embodiments, however, the patient requires intermittent treatment on a long-term basis upon any recurrence of symptoms.



[00285] The amount of a given agent that corresponds to such an amount varies depending upon factors such as the particular compound, disease condition and its severity, the identity (*e.g.*, weight, sex) of the subject or host in need of treatment, but nevertheless is determined according to the particular circumstances surrounding the case, including, *e.g.*, the specific agent being administered, the route of administration, the condition being treated, and the subject or host being treated.

[00286] In general, however, doses employed for adult human treatment are typically in the range of 0.01 mg-5000 mg per day. In one aspect, doses employed for adult human treatment are from about 1 mg to about 1000 mg per day. In one embodiment, the desired dose is conveniently presented in a single dose or in divided doses administered simultaneously or at appropriate intervals, for example as two, three, four or more sub-doses per day.

[00287] In one embodiment, the daily dosages appropriate for the compound described herein, or a pharmaceutically acceptable salt thereof, are from about 0.01 to about 50 mg/kg per body weight. In some embodiments, the daily dosage or the amount of active in the dosage form are lower or higher than the ranges indicated herein, based on a number of variables in regard to an individual treatment regime. In various embodiments, the daily and unit dosages are altered depending on a number of variables including, but not limited to, the activity of the compound used, the disease or condition to be treated, the mode of administration, the requirements of the individual subject, the severity of the disease or condition being treated, and the judgment of the practitioner.

[00288] Toxicity and therapeutic efficacy of such therapeutic regimens are determined by standard pharmaceutical procedures in cell cultures or experimental animals, including, but not limited to, the determination of the LD<sub>50</sub> and the ED<sub>50</sub>. The dose ratio between the toxic and therapeutic effects is the therapeutic index and it is expressed as the ratio between LD<sub>50</sub> and ED<sub>50</sub>. In certain embodiments, the data obtained from cell culture assays and animal studies are used in formulating the therapeutically effective daily dosage range and/or the therapeutically effective unit dosage amount for use in mammals, including humans. In some embodiments, the daily dosage amount of the compounds described herein lies within a range of circulating concentrations that include the ED<sub>50</sub> with minimal toxicity. In certain embodiments, the daily dosage range and/or the unit dosage amount varies within this range depending upon the dosage form employed and the route of administration utilized.

[00289] In some embodiments, liver toxicity can be assessed in suitable *in vivo* assays. In some embodiments, liver toxicity is assessed by monitoring any increases in the levels of liver markers ALT, AST, AlkP and bilirubin. For example, in a suitable dog liver toxicity study, Compound (1-

34) exhibited undesired elevated liver markers whereas Compound (1-13) did not exhibit the same effects. In some embodiments, no increases in liver markers ALT, AST, AlkP and bilirubin were observed for Compound (1-13) when dosed at 100mpk for 5 days.

**[00290]** In any of the aforementioned aspects are further embodiments in which the effective amount of the compound described herein, or a pharmaceutically acceptable salt thereof, is: (a) systemically administered to the mammal; and/or (b) administered orally to the mammal; and/or (c) intravenously administered to the mammal; and/or (d) administered by injection to the mammal; and/or (e) administered topically to the mammal; and/or (f) administered non-systemically or locally to the mammal.

**[00291]** In any of the aforementioned aspects are further embodiments comprising single administrations of the effective amount of the compound, including further embodiments in which (i) the compound is administered once a day; or (ii) the compound is administered to the mammal multiple times over the span of one day.

**[00292]** In any of the aforementioned aspects are further embodiments comprising multiple administrations of the effective amount of the compound, including further embodiments in which (i) the compound is administered continuously or intermittently: as in a single dose; (ii) the time between multiple administrations is every 6 hours; (iii) the compound is administered to the mammal every 8 hours; (iv) the compound is administered to the mammal every 12 hours; (v) the compound is administered to the mammal every 24 hours. In further or alternative embodiments, the method comprises a drug holiday, wherein the administration of the compound is temporarily suspended or the dose of the compound being administered is temporarily reduced; at the end of the drug holiday, dosing of the compound is resumed. In one embodiment, the length of the drug holiday varies from 2 days to 1 year.

**[00293]** In certain instances, it is appropriate to administer at least one compound described herein, or a pharmaceutically acceptable salt thereof, in combination with one or more other therapeutic agents. In certain embodiments, the pharmaceutical composition further comprises one or more anti-cancer agents.

**[00294]** In one embodiment, the therapeutic effectiveness of one of the compounds described herein is enhanced by administration of an adjuvant (*i.e.*, by itself the adjuvant has minimal therapeutic benefit, but in combination with another therapeutic agent, the overall therapeutic benefit to the patient is enhanced). Or, in some embodiments, the benefit experienced by a patient is increased by administering one of the compounds described herein with another agent (which also includes a therapeutic regimen) that also has therapeutic benefit.

[00295] In one specific embodiment, a compound described herein, or a pharmaceutically acceptable salt thereof, is co-administered with a second therapeutic agent, wherein the compound described herein, or a pharmaceutically acceptable salt thereof, and the second therapeutic agent modulate different aspects of the disease, disorder or condition being treated, thereby providing a greater overall benefit than administration of either therapeutic agent alone.

[00296] In any case, regardless of the disease, disorder or condition being treated, the overall benefit experienced by the patient is simply be additive of the two therapeutic agents or the patient experiences a synergistic benefit.

[00297] In certain embodiments, different therapeutically-effective dosages of the compounds disclosed herein will be utilized in formulating pharmaceutical composition and/or in treatment regimens when the compounds disclosed herein are administered in combination with one or more additional agent, such as an additional therapeutically effective drug, an adjuvant or the like. Therapeutically-effective dosages of drugs and other agents for use in combination treatment regimens is optionally determined by means similar to those set forth hereinabove for the actives themselves. Furthermore, the methods of prevention/treatment described herein encompasses the use of metronomic dosing, i.e., providing more frequent, lower doses in order to minimize toxic side effects. In some embodiments, a combination treatment regimen encompasses treatment regimens in which administration of a compound described herein, or a pharmaceutically acceptable salt thereof, is initiated prior to, during, or after treatment with a second agent described herein, and continues until any time during treatment with the second agent or after termination of treatment with the second agent. It also includes treatments in which a compound described herein, or a pharmaceutically acceptable salt thereof, and the second agent being used in combination are administered simultaneously or at different times and/or at decreasing or increasing intervals during the treatment period. Combination treatment further includes periodic treatments that start and stop at various times to assist with the clinical management of the patient.

[00298] It is understood that the dosage regimen to treat, prevent, or ameliorate the condition(s) for which relief is sought, is modified in accordance with a variety of factors (e.g. the disease, disorder or condition from which the subject suffers; the age, weight, sex, diet, and medical condition of the subject). Thus, in some instances, the dosage regimen actually employed varies and, in some embodiments, deviates from the dosage regimens set forth herein.

[00299] For combination therapies described herein, dosages of the co-administered compounds vary depending on the type of co-drug employed, on the specific drug employed, on the disease or condition being treated and so forth. In additional embodiments, when co-administered with

one or more other therapeutic agents, the compound provided herein is administered either simultaneously with the one or more other therapeutic agents, or sequentially.

**[00300]** In combination therapies, the multiple therapeutic agents (one of which is one of the compounds described herein) are administered in any order or even simultaneously. If administration is simultaneous, the multiple therapeutic agents are, by way of example only, provided in a single, unified form, or in multiple forms (e.g., as a single pill or as two separate pills).

**[00301]** The compounds described herein, or a pharmaceutically acceptable salt thereof, as well as combination therapies, are administered before, during or after the occurrence of a disease or condition, and the timing of administering the composition containing a compound varies. Thus, in one embodiment, the compounds described herein are used as a prophylactic and are administered continuously to subjects with a propensity to develop conditions or diseases in order to prevent the occurrence of the disease or condition. In another embodiment, the compounds and compositions are administered to a subject during or as soon as possible after the onset of the symptoms. In specific embodiments, a compound described herein is administered as soon as is practicable after the onset of a disease or condition is detected or suspected, and for a length of time necessary for the treatment of the disease. In some embodiments, the length required for treatment varies, and the treatment length is adjusted to suit the specific needs of each subject. For example, in specific embodiments, a compound described herein or a formulation containing the compound is administered for at least 2 weeks, about 1 month to about 5 years.

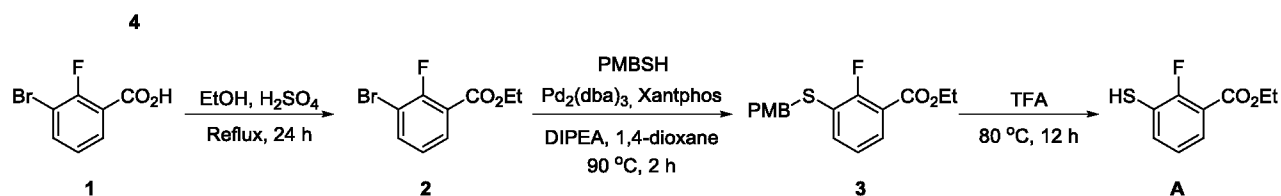
**[00302]** In some embodiments, a compound described herein, or a pharmaceutically acceptable salt thereof, is administered in combination with chemotherapy, hormone blocking therapy, radiation therapy, monoclonal antibodies, or combinations thereof.

**[00303]** Chemotherapy includes the use of anti-cancer agents.

### EXAMPLES

**[00304]** The following examples are provided for illustrative purposes only and not to limit the scope of the claims provided herein.

#### Synthesis of ethyl 2-fluoro-3-mercaptobenzoate (Intermediate A):



**Step 1: Synthesis of ethyl 3-bromo-2-fluorobenzoate (2):**

[00305] To a stirred solution of 3-bromo-2-fluorobenzoic acid **1** (25.0 g, 114.15 mmol) in ethanol (400 mL) was added conc. H<sub>2</sub>SO<sub>4</sub> (3 mL) at RT and stirred at reflux temperature for 24 h. The reaction was monitored by LC-MS; after completion of the reaction, the reaction mixture was concentrated to obtain the residue. The residue was diluted with EtOAc (500 mL), washed with water (300 mL), brine (300 mL), dried over Na<sub>2</sub>SO<sub>4</sub>, filtered and concentrated under reduced pressure to afford compound **2** (26.0 g, 92%) as a light yellow liquid. **<sup>1</sup>H NMR (400 MHz, CDCl<sub>3</sub>):**  $\delta$  7.88-7.84 (m, 1H), 7.72-7.69 (m, 1H), 7.08-7.04 (m, 1H), 4.39 (q,  $J$  = 7.2 Hz, 2H), 1.39 (t,  $J$  = 7.2 Hz, 3H).

**Step 2: Synthesis of ethyl 2-fluoro-3-((4-methoxybenzyl)thio)benzoate (3):**

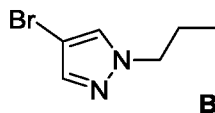
[00306] 1,4-dioxane (250 mL) was degassed by purging with N<sub>2</sub> gas for 30 min and to this, were added a solution of compound **2** (13.2 g, 53.4 mmol) in 1,4-dioxane (50 mL; *degassed*), (4-methoxyphenyl)methanethiol (PMBSH) (8.2 g, 53.4 mmol), xantphos (1.54 g, 2.66 mmol), diisopropyl ethyl amine (19.6 mL, 106.8 mmol) and Pd<sub>2</sub>(dba)<sub>3</sub> (1.22 g, 1.33 mmol) at RT. The reaction mixture was heated to 90 °C and stirred for 2 h. The reaction was monitored by TLC; after completion of the reaction, the reaction mixture was diluted with hexane (450 mL) and stirred at RT for 15 min. The resultant solution was filtered through celite and washed with hexane (100 mL). The filtrate was washed with water (250 mL) dried over Na<sub>2</sub>SO<sub>4</sub>, filtered and concentrated under reduced pressure to obtain the crude. This was purified by silica gel column chromatography using 3-4% EtOAc/Hexanes to afford compound **3** (15 g, 88%) as pale yellow solid. **<sup>1</sup>H NMR (500 MHz, CDCl<sub>3</sub>):**  $\delta$  7.78-7.74 (m, 1H), 7.43-7.39 (m, 1H), 7.19 (d,  $J$  = 8.0 Hz, 2H), 7.07-7.04 (m, 1H), 6.80 (d,  $J$  = 8.0 Hz, 2H), 4.41 (q,  $J$  = 7.2 Hz, 2H), 4.08 (s, 2H), 3.78 (s, 3H), 1.41 (t,  $J$  = 7.2 Hz, 3H). **LC-MS (ESI):** 89.7%;  $m/z$  318.9 (M - H<sup>+</sup>); (column: X Select CSH C-18, 50 × 3.0 mm, 3.5  $\mu$ m); RT 4.22 min; 5 mM NH<sub>4</sub>OAc: ACN; 0.8 mL/min).

**Step 3: Synthesis of ethyl 2-fluoro-3-mercaptopbenzoate (A):**

[00307] A stirred solution of compound **3** (30.0 g, 93.75 mmol) in TFA (54.5 mL) was heated to 80 °C and stirred for 12 h under inert atmosphere. The reaction was monitored by TLC; after completion of the reaction, the volatiles were removed under reduced pressure. The residue was dissolved in ice-cold water (100 mL), basified with solid sodium bicarbonate and extracted with EtOAc (2 x 200 mL). The combined organic extracts were dried over Na<sub>2</sub>SO<sub>4</sub>, filtered and concentrated under reduced pressure to obtain the crude. This was purified by silica gel column chromatography using 3% EtOAc/Hexanes to afford compound **A** (11.7 g, 62%) as a pale brown syrup. **<sup>1</sup>H NMR (500 MHz, CDCl<sub>3</sub>):**  $\delta$  7.70-7.66 (m, 1H), 7.48-7.44 (m, 1H), 7.08-7.04 (m, 1H), 4.20 (q,  $J$  = 7.5 Hz, 2H), 3.67 (s, 1H), 1.40 (t,  $J$  = 7.5 Hz, 3H); **LC-MS (ESI):** 91.8%;  $m/z$  199.0

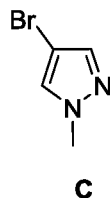
(M - H<sup>+</sup>); (column: X Select CSH C-18, 50 × 3.0 mm, 3.5 μm); RT 2.60 min; 5 mM NH<sub>4</sub>OAc: ACN; 0.8 mL/min).

**Synthesis of 4-bromo-1-propyl-1H-pyrazole (Intermediate B):**



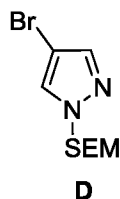
[00308] A solution of 4-bromo-1H-pyrazole (25.0 g, 170.10 mmol) in THF (100 mL) was added drop wise to NaH (10.2 g, 255.0 mmol; 60% in oil) in THF (200 mL) at 0 °C under inert atmosphere and stirred for 30 min. The reaction mixture was then warmed to rt and stirring was continued for additional 45 min. To this, iodopropane (31.8 g, 204.12 mmol) was added at 0 °C; warmed to rt and stirred for 12 h. The reaction was monitored by TLC; after completion of the reaction, the reaction mixture was quenched with water (40 mL) and extracted with EtOAc (3 x 50 mL). The combined organic extracts were dried over Na<sub>2</sub>SO<sub>4</sub>, filtered and concentrated under reduced pressure to obtain the crude. This was purified by silica gel column chromatography using 2-5% EtOAc/Hexanes to afford intermediate **B** (4-bromo-1-propyl-1H-pyrazole; 27.3 g, 86%) as a colorless oil. <sup>1</sup>H NMR (400 MHz, CDCl<sub>3</sub>): δ 7.44 (s, 1H), 7.38 (s, 1H), 4.04 (t, J = 7.2 Hz, 2H), 1.90-1.82 (m, 2H), 0.92 (t, J = 7.2 Hz, 3H); MS (ESI): m/z 189 (M + H<sup>+</sup>).

**Synthesis of 4-bromo-1-methyl-1H-pyrazole (Intermediate C):**



[00309] Following the procedure for Intermediate **B** but using EtI in place of iodopropane, Intermediate **C** was prepared as a pale yellow liquid. <sup>1</sup>H NMR (500 MHz, CDCl<sub>3</sub>): δ 7.45 (s, 1H), 7.38 (s, 1H), 3.79 (s, 3H).

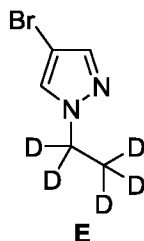
**Synthesis of 4-bromo-1-((2-(trimethylsilyl)ethoxy)methyl)-1H-pyrazole (Intermediate D):**



[00310] Following the procedure for Intermediate **B** but using SEM chloride in place of iodopropane, Intermediate **D** was prepared as a yellow liquid. <sup>1</sup>H NMR (500 MHz, DMSO-*d*<sub>6</sub>):

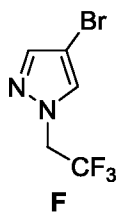
$\delta$  8.15 (s, 1H), 7.63 (s, 1H), 5.38 (s, 2H), 3.52 (t,  $J = 8.5$  Hz, 2H), 0.82 (t,  $J = 7.5$  Hz, 2H), 0.04 (s, 9H).

**Synthesis of 4-bromo-1-(ethyl- $d_5$ )-1H-pyrazole (Intermediate E):**



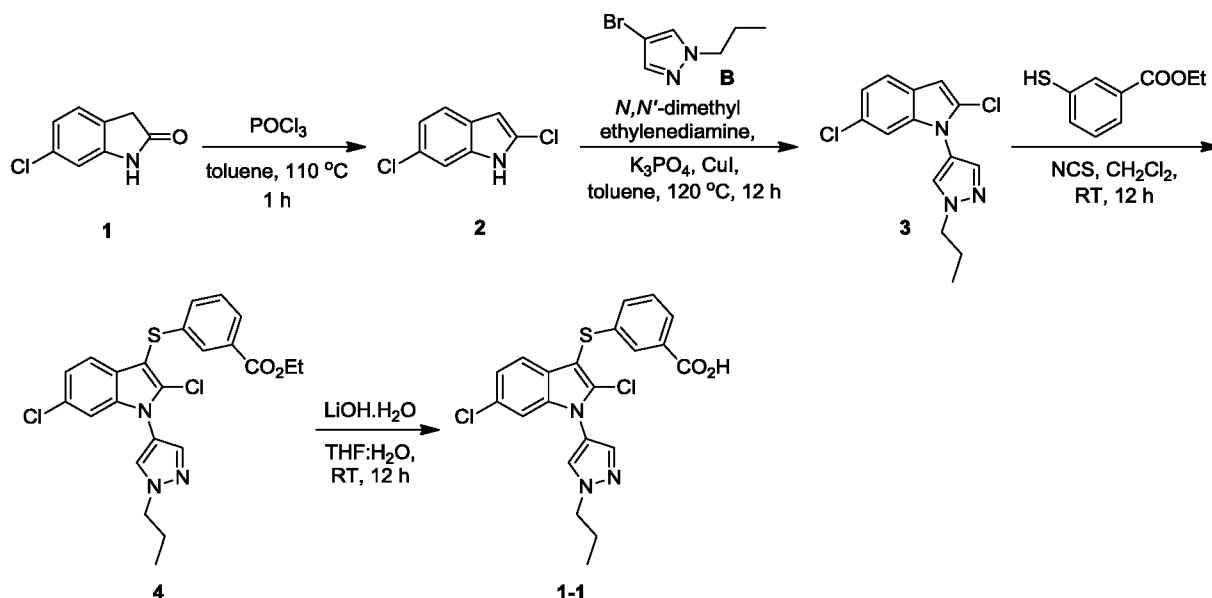
[00311] Following the procedure for Intermediate **B** but using ethyl iodide- $d_5$  in place of iodopropane, Intermediate **E** was prepared as a colorless oil.  $^1\text{H}$  NMR (500 MHz,  $\text{CDCl}_3$ ):  $\delta$  7.44 (s, 1H), 7.40 (s, 1H).

**Synthesis of 4-bromo-1-(2,2,2-trifluoroethyl)-1H-pyrazole (Intermediate F):**



[00312] Following the procedure for Intermediate **B** but using 1,1,1-trifluoro-2-iodoethane in place of iodopropane and  $\text{Cs}_2\text{CO}_3$  /DMF in place of NaH/THF, Intermediate **F** was prepared as a colorless oil.  $^1\text{H}$  NMR (400 MHz,  $\text{CDCl}_3$ ):  $\delta$  7.55 (s, 1H), 7.54 (s, 1H), 4.67 (q, 2H).

**Example 1: Synthesis of 3-((2,6-dichloro-1-(1-propyl-1H-pyrazol-4-yl)-1H-indol-3-yl)thio)benzoic acid (Compound 1-1)**



**Step 1: Synthesis of 2,6-dichloro-1H-indole (2):**

[00313] To a stirred solution of 6-chloroindolin-2-one **1** (500 mg, 2.99 mmol) in toluene (25 mL) under inert atmosphere were added *N,N*-dimethylaniline (362 mg, 2.99 mmol) and POCl<sub>3</sub> (918 g, 5.98 mmol) at RT; heated to 110 °C and stirred for 1 h. The reaction was monitored by TLC; after completion of the reaction, the reaction mixture was quenched with 10% aq. NaHCO<sub>3</sub> solution (30 mL) and extracted with EtOAc (2 x 30 mL). The combined organic extracts were dried over Na<sub>2</sub>SO<sub>4</sub>, filtered and concentrated under reduced pressure to obtain the crude. This was purified by silica gel column chromatography using 5% EtOAc/ Hexanes to afford compound **2** (350 mg, 63%) as an off-white solid. <sup>1</sup>H NMR (400 MHz, CDCl<sub>3</sub>): δ 8.09 (br s, 1H), 7.41 (d, *J* = 8.4 Hz, 1H), 7.28 (s, 1H), 7.09 (d, *J* = 8.4 Hz, 1H), 6.39 (s, 1H); MS (ESI): *m/z* 184 (M - H<sup>+</sup>)

**Step 2: Synthesis of 2,6-dichloro-1-(1-propyl-1H-pyrazol-4-yl)-1H-indole (3):**

[00314] To a stirred solution of compound **2** (350 mg, 1.89 mmol) in toluene (10 mL) under inert atmosphere were added 4-bromo-1-propyl-1H-pyrazole (Intermediate **B**; 422 mg, 2.27 mmol), potassium phosphate (1 g, 4.72 mmol), *N,N'*-dimethylethylene diamine (66.7 mg, 0.75 mmol) and CuI (36 mg, 0.18 mmol) at RT; heated to 120 °C and stirred for 12 h in a sealed tube. The reaction was monitored by TLC; after completion of the reaction, the volatiles were removed under reduced pressure to obtain the crude. This was purified by silica gel column chromatography using 5-7% EtOAc/Hexanes to afford compound **3** (200 mg, 36%) as colorless oil. <sup>1</sup>H NMR (500 MHz, CDCl<sub>3</sub>): δ 7.63 (s, 1H), 7.59 (s, 1H), 7.44 (d, *J* = 9.0 Hz, 1H), 7.14 (s, 1H), 7.11 (d, *J* = 9.0 Hz, 1H), 6.55 (s, 1H), 4.18 (t, *J* = 7.0 Hz, 2H), 2.02-1.97 (m, 2H), 0.98 (t, *J* = 7.5 Hz, 3H); LC-MS (ESI): 59.4%; *m/z* 294.2 (M + H<sup>+</sup>); (column: X Select C-18, 50 × 3.0 mm, 3.5 μm); RT 4.66 min; 5 mM NH<sub>4</sub>OAc: ACN; 0.8 mL/min).

**Step 3: Synthesis of ethyl 3-((2,6-dichloro-1-(1-propyl-1H-pyrazol-4-yl)-1H-indol-3-yl)thio)benzoate (4):**

[00315] To a stirred solution of ethyl 3-mercaptopbenzoate (124.9 mg, 0.68 mmol) in CH<sub>2</sub>Cl<sub>2</sub> (20 mL) under inert atmosphere was added NCS (109 mg, 0.81 mmol) at 0 °C; warmed to RT and stirred for 1 h. To this, compound **3** (200 mg, 0.68 mmol) was added at 0 °C; warmed to RT and stirred for 12 h. The reaction was monitored by TLC; after completion of the reaction, the reaction mixture was diluted with water (25 mL) and extracted with CH<sub>2</sub>Cl<sub>2</sub> (3 x 25 mL). The combined organic extracts were dried over Na<sub>2</sub>SO<sub>4</sub>, filtered and concentrated under reduced pressure to obtain the crude. This was purified by preparative HPLC to afford compound **4** (15 mg, 5%) as colorless oil. <sup>1</sup>H NMR (500 MHz, CDCl<sub>3</sub>): δ 7.90 (s, 1H), 7.79-7.77 (m, 1H), 7.69 (s, 1H), 7.66 (s, 1H), 7.48 (d, *J* = 9.0 Hz, 1H), 7.26-7.22 (m, 3H), 7.16 (d, *J* = 9.0 Hz, 1H), 4.32



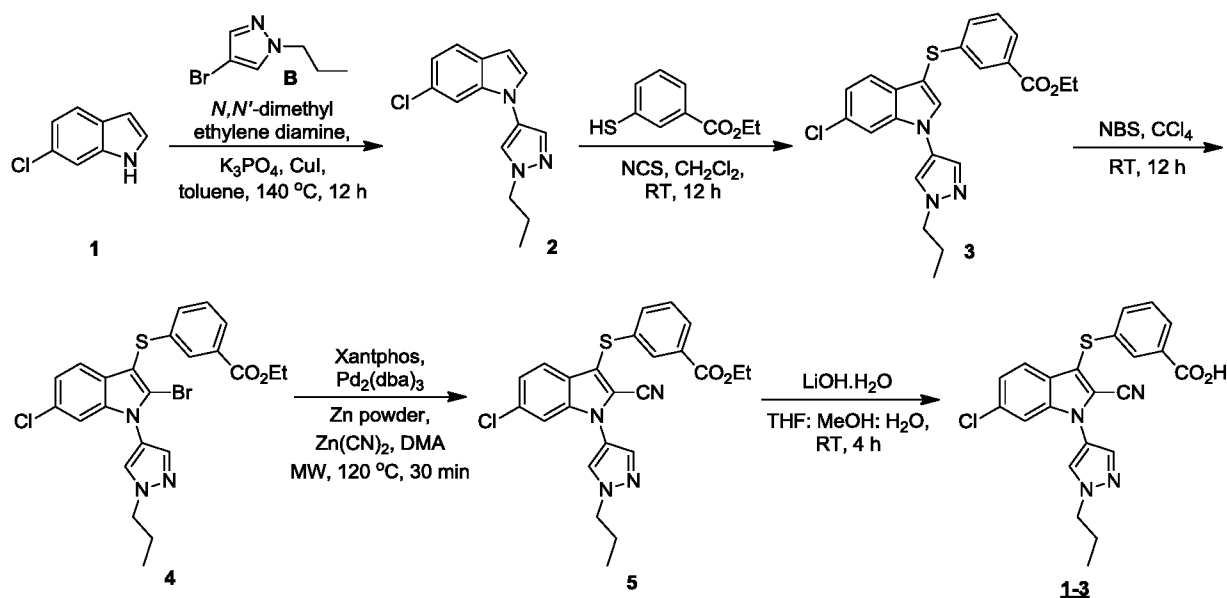
(q,  $J = 7.5$  Hz, 2H), 4.20 (t,  $J = 7.0$  Hz, 2H), 2.02-1.98 (m, 2H), 1.37-1.34 (t,  $J = 7.5$  Hz, 3H), 1.01 (t,  $J = 7.0$  Hz, 3H); **LC-MS (ESI)**: 92.7%;  $m/z$  475.8 ( $M + H^+$ ); (column: X Select C-18, 50  $\times$  3.0 mm, 3.5  $\mu$ m); RT 5.03 min; 5 mM  $\text{NH}_4\text{OAc}$ : ACN; 0.8 mL/min).

#### **Step 4: Synthesis of 3-((2,6-dichloro-1-(1-propyl-1H-pyrazol-4-yl)-1H-indol-3-yl)thio)benzoic acid:**

##### **benzoic acid:**

[00316] To a stirred solution of compound **4** (15 mg, 0.031 mmol) in THF:H<sub>2</sub>O (1:1, 5 mL) under inert atmosphere was added LiOH.H<sub>2</sub>O (5.3 mg, 0.12 mmol) at 0 °C; warmed to RT and stirred for 12 h. The reaction was monitored by TLC; after completion of the reaction, the volatiles were removed under reduced pressure. The residue was diluted with water (20 mL), acidified with citric acid and extracted with  $\text{CH}_2\text{Cl}_2$  (2  $\times$  20 mL). The combined organic extracts were dried over  $\text{Na}_2\text{SO}_4$ , filtered and concentrated under reduced pressure to afford the title compound **1-1** (10 mg, 71%) as an off-white solid. **<sup>1</sup>H NMR (400 MHz, CD<sub>3</sub>OD)**:  $\delta$  8.12 (s, 1H), 7.78-7.75 (m, 3H), 7.49 (d,  $J = 8.4$  Hz, 1H), 7.32-7.31 (m, 2H), 7.22-7.18 (m, 2H), 4.24 (t,  $J = 7.2$  Hz, 2H), 2.02-1.93 (m, 2H), 0.98 (t,  $J = 7.2$  Hz, 3H); **MS (ESI)**:  $m/z$  446.3 ( $M^+$ ); **HPLC**: 98.8%; (column: Acquity BEH C-18 (50  $\times$  2.1 mm, 1.7  $\mu$ ); RT 2.94 min; ACN: 0.025% TFA (aq); 0.5 mL/min.

#### **Example 2: Synthesis of 3-((6-chloro-2-cyano-1-(1-propyl-1H-pyrazol-4-yl)-1H-indol-3-yl)thio)benzoic acid (Compound 1-3)**



#### **Step 1: Synthesis of 6-chloro-1-(1-propyl-1H-pyrazol-4-yl)-1H-indole (2):**

[00317] To a stirred solution of 6-chloro-1H-indole **1** (1.0 g, 6.62 mmol) in toluene (25 mL) under inert atmosphere were added *N,N'*-dimethylethylene diamine (233 mg, 2.64 mmol), potassium phosphate (3.50 g, 16.55 mmol) and 4-bromo-1-propyl-1H-pyrazole (Intermediate **B**;

1.23 g, 6.62 mmol) at RT and then degassed under argon for 15 min. To this, CuI (126 mg, 0.66 mmol) was added and sealed the tube. The reaction mixture was heated to 140 °C and stirred for 12 h. The reaction was monitored by TLC; after completion of the reaction, the reaction mixture was filtered and the filtrate was concentrated under reduced pressure to obtain the crude. This was purified by silica gel column chromatography using 10-15% EtOAc/Hexanes to afford compound **2** (1.5 g, 88%) as yellow oil. **<sup>1</sup>H NMR (500 MHz, CDCl<sub>3</sub>):**  $\delta$  7.68 (s, 1H), 7.62 (s, 1H), 7.55 (d,  $J$  = 10.0 Hz, 1H), 7.35 (s, 1H), 7.17 (d,  $J$  = 3.5 Hz, 1H), 7.11 (d,  $J$  = 10.0 Hz, 1H), 6.59 (d,  $J$  = 3.5 Hz, 1H), 4.17 (t,  $J$  = 7.5 Hz, 2H), 2.00-1.96 (m, 2H), 1.00 (t,  $J$  = 7.5 Hz, 3H); **LC-MS (ESI):** 93.3%;  $m/z$  260.2 (M + H<sup>+</sup>); (column: X Select CSH C-18, 50 × 3.0 mm, 3.5  $\mu$ m); RT 4.04 min; 5 mM NH<sub>4</sub>OAc: ACN; 0.8 mL/min).

**Step 2: Synthesis of ethyl 3-((6-chloro-1-(1-propyl-1H-pyrazol-4-yl)-1H-indol-3-yl)thio)benzoate (3):**

[00318] To a stirred solution of ethyl 3-mercaptobenzoate (372 mg, 2.03 mmol) in CH<sub>2</sub>Cl<sub>2</sub> (20 mL) under inert atmosphere was added NCS (271 mg, 2.03 mmol) at 0 °C; warmed to RT and stirred for 45 min. To this, compound **2** (500 mg, 1.93 mmol) was added at 0 °C; warmed to RT and stirred for 12 h. The reaction was monitored by TLC; after completion of the reaction, the reaction mixture was diluted with water (40 mL) and extracted with CH<sub>2</sub>Cl<sub>2</sub> (3 x 20 mL). The combined organic extracts were dried over Na<sub>2</sub>SO<sub>4</sub>, filtered and concentrated under reduced pressure to obtain the crude. This was purified by silica gel column chromatography using 10-15% EtOAc/Hexanes to afford compound **3** (700 mg, 83%) as a yellow oil. **<sup>1</sup>H NMR (400 MHz, CDCl<sub>3</sub>):**  $\delta$  7.89 (s, 1H), 7.76-7.74 (m, 1H), 7.72 (s, 1H), 7.68 (s, 1H), 7.49-7.47 (m, 2H), 7.40 (s, 1H), 7.24-7.23 (m, 2H), 7.15 (d,  $J$  = 8.4 Hz, 1H), 4.32 (q,  $J$  = 7.2 Hz, 2H), 4.18 (t,  $J$  = 7.2 Hz, 2H), 2.01-1.96 (m, 2H), 1.34 (t,  $J$  = 7.2 Hz, 3H), 1.00 (t,  $J$  = 7.2 Hz, 3H); **LC-MS (ESI):** 72.2%;  $m/z$  440.4 (M + H<sup>+</sup>); (column: X Select CSH C-18, 50 × 3.0 mm, 3.5  $\mu$ m); RT 4.87 min; 5 mM NH<sub>4</sub>OAc: ACN; 0.8 mL/min).

**Step 3: Synthesis of ethyl 3-((2-bromo-6-chloro-1-(1-propyl-1H-pyrazol-4-yl)-1H-indol-3-yl)thio)benzoate (4):**

[00319] To a stirred solution of compound **3** (100 mg, 0.22 mmol) in CCl<sub>4</sub> (10 mL) was added NBS (44.85 mg, 0.25 mmol) at RT under inert atmosphere and stirred for 12 h. The reaction was monitored by TLC; after completion of the reaction, the reaction mixture was diluted with water (20 mL) and extracted with CH<sub>2</sub>Cl<sub>2</sub> (3 x 20 mL). The combined organic extracts were dried over sodium sulphate, filtered and concentrated under reduced pressure to obtain the crude. This was purified by silica gel column chromatography using 10-15% EtOAc/Hexanes to afford compound **4** (55 mg, 47%) as an off-white solid. **<sup>1</sup>H NMR (500 MHz, CDCl<sub>3</sub>):**  $\delta$  7.90 (s, 1H), 7.78-7.77 (m,

1H), 7.68 (s, 1H), 7.66 (s, 1H), 7.49 (d,  $J = 8.5$  Hz, 1H), 7.25-7.24 (m, 2H), 7.20 (s, 1H), 7.14 (d,  $J = 8.5$  Hz, 1H), 4.35 (q,  $J = 7.0$  Hz, 2H), 4.20 (t,  $J = 7.5$  Hz, 2H), 2.03-1.98 (m, 2H), 1.35 (t,  $J = 7.0$  Hz, 3H), 1.01 (t,  $J = 7.5$  Hz, 3H); **LC-MS (ESI)**: 93.3%;  $m/z$  520.8 ( $M^+ + 2$ ); (column: X Select CSH C-18,  $50 \times 3.0$  mm,  $3.5 \mu\text{m}$ ); RT 5.02 min; 5 mM  $\text{NH}_4\text{OAc}$ : ACN; 0.8 mL/min).

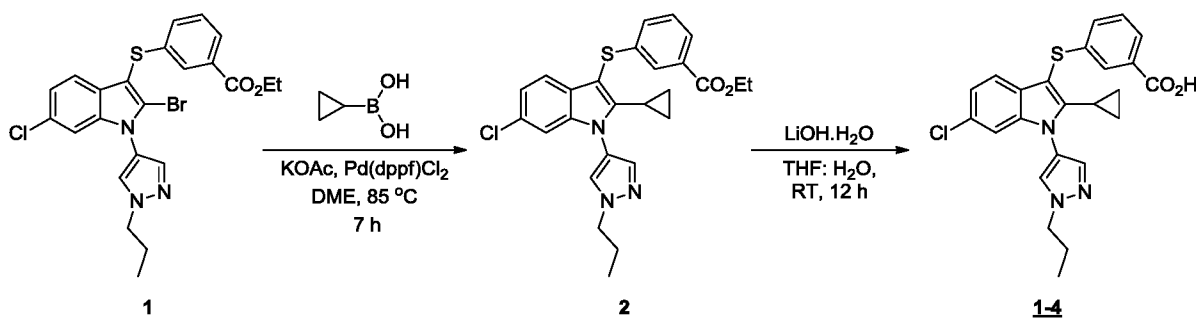
**Step 4: Synthesis of ethyl 3-((6-chloro-2-cyano-1-(1-propyl-1H-pyrazol-4-yl)-1H-indol-3-yl)thio) benzoate (5):**

[00320] To a stirred solution of compound **4** (200 mg, 0.38 mmol) in DMA (20 mL) under inert atmosphere were added zinc powder (5.02 mg, 0.07 mmol),  $\text{ZnCN}_2$  (67.8 mg, 0.58 mmol), xantphos (89.5 mg, 0.15 mmol),  $\text{Pd}_2(\text{dba})_3$  (70.85 mg, 0.07 mmol) at RT; heated to  $120^\circ\text{C}$  under microwave for 30 min. The reaction was monitored by TLC; after completion of the reaction, the reaction mixture was diluted with water (20 mL) and extracted with  $\text{CH}_2\text{Cl}_2$  ( $3 \times 20$  mL). The combined organic extracts were dried over  $\text{Na}_2\text{SO}_4$ , filtered and concentrated under reduced pressure to obtain the crude. This was purified by silica gel column chromatography using 10-15% EtOAc/ Hexanes to afford compound **5** (60 mg, 33%) as an off-white solid.  **$^1\text{H}$  NMR (500 MHz,  $\text{CDCl}_3$ )**:  $\delta$  7.99 (s, 1H), 7.87 (d,  $J = 7.5$  Hz, 1H), 7.78 (s, 2H), 7.54 (d,  $J = 8.5$  Hz, 1H), 7.42-7.27 (m, 3H), 7.24-7.22 (m, 1H), 4.36 (q,  $J = 7.0$  Hz, 2H), 4.21 (t,  $J = 7.5$  Hz, 2H), 2.02-1.98 (m, 2H), 1.36 (t,  $J = 7.0$  Hz, 3H), 1.01 (t,  $J = 7.5$  Hz, 3H); **LC-MS (ESI)**: 92.5%;  $m/z$  465 ( $M + \text{H}^+$ ); (column: X Select CSH C-18,  $50 \times 3.0$  mm,  $3.5 \mu\text{m}$ ); RT 4.92 min; 5 mM  $\text{NH}_4\text{OAc}$ : ACN; 0.8 mL/min).

**Step 5: Synthesis of 3-((6-chloro-2-cyano-1-(1-propyl-1H-pyrazol-4-yl)-1H-indol-3-yl)thio) benzoic acid:**

[00321] To a stirred solution of compound **5** (60 mg, 0.12 mmol) in THF:MeOH: $\text{H}_2\text{O}$  (3:1:1, 5 mL) under inert atmosphere was added  $\text{LiOH} \cdot \text{H}_2\text{O}$  (16.3 mg, 0.38 mmol) at  $0^\circ\text{C}$ ; warmed to RT and stirred for 4 h. The reaction was monitored by TLC; after completion of the reaction, the volatiles were removed under reduced pressure. The residue was diluted with water (15 mL), acidified with citric acid to pH  $\sim 2.0$ . The obtained solid was filtered and dried under reduced pressure to afford the title compound **1-3** (20 mg, 35%) as an off-white solid.  **$^1\text{H}$  NMR (400 MHz,  $\text{CD}_3\text{OD}$ )**:  $\delta$  8.23 (s, 1H), 7.88 (s, 1H), 7.87 (s, 1H), 7.82 (d,  $J = 8.0$  Hz, 1H), 7.57 (d,  $J = 8.4$  Hz, 1H), 7.43 (d,  $J = 8.4$  Hz, 1H), 7.38-7.32 (m, 2H), 7.27 (d,  $J = 8.4$  Hz, 1H), 4.25 (t,  $J = 7.2$  Hz, 2H), 2.02-1.93 (m, 2H), 0.98 (t,  $J = 7.2$  Hz, 3H); **LC-MS (ESI)**: 96.4%;  $m/z$  435.4 ( $M - \text{H}^+$ ); (column: X Select CSH C-18,  $50 \times 3.0$  mm,  $3.5 \mu\text{m}$ ); RT 3.19 min; 5 mM  $\text{NH}_4\text{OAc}$ : ACN; 0.8 mL/min); **HPLC**: 94.6%; (column: Acquity BEH C-18 ( $50 \times 2.1$  mm,  $1.7 \mu\text{m}$ ); RT 2.78 min; ACN: 0.025% TFA (aq); 0.5 mL/min).

**Example 3: Synthesis of 3-((6-chloro-2-cyclopropyl-1-(1-propyl-1H-pyrazol-4-yl)-1H-indol-3-yl)thio)benzoic acid (Compound 1-4)**



**Step 1: Synthesis of ethyl 3-((6-chloro-2-cyclopropyl-1-(1-propyl-1H-pyrazol-4-yl)-1H-indol-3-yl)thio)benzoate (2):**

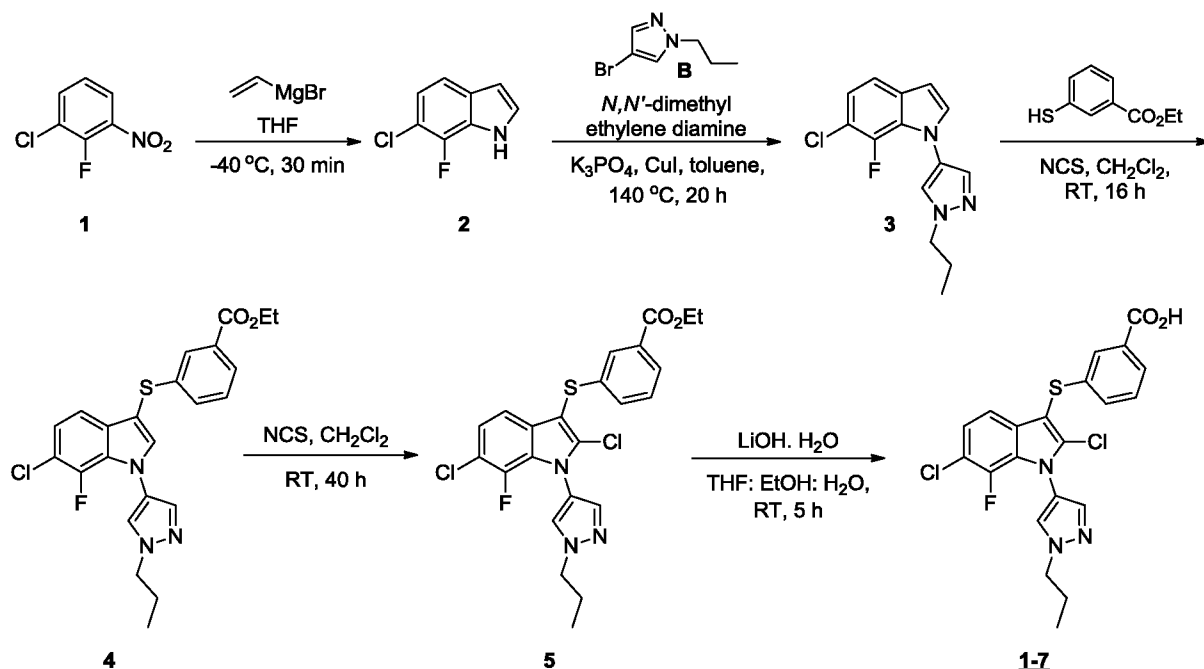
[00322] To a stirred solution of ethyl 3-((2-bromo-6-chloro-1-(1-propyl-1H-pyrazol-4-yl)-1H-indol-3-yl)thio)benzoate **1** (Example 2, Step 3; 100 mg, 0.19 mmol) in DME (20 mL) under inert atmosphere were added cyclopropyl boronic acid (16.6 mg, 0.19 mmol), KOAc (56.8 mg, 0.58 mmol) at RT and degassed for 15 min. To this, was added Pd(dppf)Cl<sub>2</sub> (28.3 mg, 0.038 mmol), heated to 85 °C and stirred for 7 h. The reaction was monitored by TLC; after completion of the reaction, the reaction mixture was diluted with water (20 mL) and extracted with CH<sub>2</sub>Cl<sub>2</sub> (3 x 20 mL). The combined organic extracts were dried over Na<sub>2</sub>SO<sub>4</sub>, filtered and concentrated under reduced pressure to obtain the crude. The crude was purified by silica gel column chromatography using 8-10% EtOAc/Hexanes to afford 43 mg of compound **2** with 51% purity. The impure material was further purified by preparative HPLC to afford pure compound **2** (25 mg, 27%) as a colorless oil. <sup>1</sup>H NMR (500 MHz, CDCl<sub>3</sub>): δ 7.83 (s, 1H), 7.74 (d, *J* = 7.5 Hz, 1H), 7.69 (s, 1H), 7.65 (s, 1H), 7.41 (d, *J* = 8.5 Hz, 1H), 7.26-7.22 (m, 2H), 7.14-7.08 (m, 2H), 4.34 (q, *J* = 7.5 Hz, 2H), 4.21 (t, *J* = 7.0 Hz, 2H), 2.03-1.98 (m, 2H), 1.76-1.75 (m, 1H), 1.05-1.01 (m, 2H), 1.36 (t, *J* = 7.5 Hz, 3H), 1.00 (t, *J* = 7.0 Hz, 3H), 0.87-0.84 (m, 2H); LC-MS (ESI): 89.7%; *m/z* 480.5 (M + H<sup>+</sup>); (column: X Select CSH C-18, 50 × 3.0 mm, 3.5 μm); RT 4.83 min; 5 mM NH<sub>4</sub>OAc: ACN; 0.8 mL/min).

**Step 2: Synthesis of 3-((6-chloro-2-cyclopropyl-1-(1-propyl-1H-pyrazol-4-yl)-1H-indol-3-yl)thio)benzoic acid:**

[00323] To a stirred solution of compound **2** (25 mg, 0.05 mmol) in THF:H<sub>2</sub>O (1:1, 5 mL) under inert atmosphere was added LiOH.H<sub>2</sub>O (6.5 mg, 0.15 mmol) at 0 °C; warmed to RT and stirred for 12 h. The reaction was monitored by TLC; after completion of the reaction, the volatiles were removed under reduced pressure. The residue was diluted with water (15 mL), acidified with citric acid and extracted with EtOAc (2 x 20 mL). The combined organic extracts were dried over Na<sub>2</sub>SO<sub>4</sub>, filtered and concentrated under reduced pressure to obtain the crude. The crude was

trituted with *n*-pentane (2 x 5 mL) to afford the title compound **1-4** (10 mg, 43%) as an off-white solid. **<sup>1</sup>H NMR (400 MHz, CD<sub>3</sub>OD):**  $\delta$  8.07 (s, 1H), 7.76 (s, 1H), 7.71 (d, *J* = 7.6 Hz, 1H), 7.68 (s, 1H), 7.38 (d, *J* = 8.0 Hz, 1H), 7.31-7.28 (m, 1H), 7.21-7.18 (m, 1H), 7.09-7.05 (m, 2H), 4.24 (t, *J* = 7.2 Hz, 2H), 2.02-1.97 (m, 2H), 1.86-1.82 (m, 1H), 1.01-0.97 (m, 5H), 0.85-0.82 (m, 2H); **MS (ESI):** *m/z* 452.3 (*M* + *H*<sup>+</sup>); **HPLC:** 86.9%; (column: Acquity BEH C-18 (50 x 2.1 mm, 1.7  $\mu$ ); RT 3.00 min; ACN: 0.025% TFA (aq); 0.5 mL/min.

**Example 4: Synthesis of 3-((2,6-dichloro-7-fluoro-1-(1-propyl-1H-pyrazol-4-yl)-1H-indol-3-yl)thio)benzoic acid (Compound 1-7)**



**Step 1: Synthesis of 6-chloro-7-fluoro-1H-indole (2):**

[00324] To a stirred solution of 1-chloro-2-fluoro-3-nitrobenzene **1** (10.0 g, 56.98 mmol) in THF (100 mL) under inert atmosphere was added vinyl magnesium bromide (1M in THF solution; 170 mL, 170.94 mmol) at RT, cooled to -40 °C and stirred for 30 min. The reaction was monitored by TLC; after completion of the reaction, the reaction mixture was quenched with saturated NH<sub>4</sub>Cl solution (50 mL), extracted with EtOAc (2 x 50 mL). The combined organic extracts were washed with NH<sub>4</sub>Cl solution (40 mL), dried over Na<sub>2</sub>SO<sub>4</sub>, filtered and concentrated under reduced pressure to obtain the crude. This was purified by silica gel column chromatography using 2% EtOAc/ Hexanes to afford compound **2** (1.1 g, 11.4%) as a brown oil. **<sup>1</sup>H NMR (500 MHz, CDCl<sub>3</sub>):**  $\delta$  8.36 (br s, 1H), 7.31 (d, *J* = 8.0 Hz, 1H), 7.25-7.22 (m, 1H), 7.08-7.05 (m, 1H), 6.56-6.54 (m, 1H).

**Step 2: Synthesis of 6-chloro-7-fluoro-1-(1-propyl-1H-pyrazol-4-yl)-1H-indole (3):**

[00325] To a stirred solution of compound **2** (1.1 g, 6.48 mmol) in toluene (15 mL) under inert atmosphere were added *N,N'*-dimethyl ethylene diamine (229 mg, 2.60 mmol), potassium phosphate (3.44 g, 16.27 mmol), 4-bromo-1-propyl-1H-pyrazole (Intermediate **B**; 1.21 g, 6.50 mmol), CuI (124 mg, 0.65 mmol) at RT, degassed under argon for 15 min; heated to 140 °C and stirred for 20 h in sealed tube. The reaction was monitored by TLC; after completion of the reaction, the reaction mixture was diluted with EtOAc (30 mL), filtered and the filtrate was concentrated under reduced pressure to obtain the crude. This was purified by silica gel column chromatography using 8-10% EtOAc/ Hexanes to afford compound **3** (1.3 g, 72%) as brown liquid. <sup>1</sup>H NMR (500 MHz, CDCl<sub>3</sub>): δ 7.64 (s, 1H), 7.60 (s, 1H), 7.31 (d, *J* = 7.5 Hz, 1H), 7.12-7.07 (m, 2H), 6.60 (s, 1H), 4.13 (t, *J* = 7.0 Hz, 2H), 1.99-1.91 (m, 2H), 0.97 (t, *J* = 8.0 Hz, 3H); LC-MS (ESI): 93.5%; *m/z* 278.2 (M + H<sup>+</sup>); (column: X Select CSH C-18, 50 × 3.0 mm, 3.5 μm); RT 4.08 min; 5 mM NH<sub>4</sub>OAc: ACN; 0.8 mL/min).

**Step 3: Synthesis of ethyl 3-((6-chloro-7-fluoro-1-(1-propyl-1H-pyrazol-4-yl)-1H-indol-3-yl)thio)benzoate (4):**

[00326] To a stirred solution of ethyl 3-mercaptopbenzoate (66 mg, 0.36 mmol) in CH<sub>2</sub>Cl<sub>2</sub> (5 mL) under inert atmosphere was added NCS (48.2 mg, 0.36 mmol) at RT and stirred for 50 min. To this, compound **3** (100 mg, 0.36 mmol) was added at RT and stirred for 16 h. The reaction was monitored by TLC; after completion of the reaction, the reaction mixture was diluted with water (25 mL) and extracted with CH<sub>2</sub>Cl<sub>2</sub> (2 x 20 mL). The combined organic extracts were washed with brine (20 mL), dried over Na<sub>2</sub>SO<sub>4</sub>, filtered and concentrated under reduced pressure to obtain the crude. This was purified by silica gel column chromatography using 9% EtOAc/Hexanes to afford compound **4** (100 mg, 61%) as a colorless syrup. <sup>1</sup>H NMR (500 MHz, CDCl<sub>3</sub>): δ 7.88 (s, 1H), 7.77-7.76 (m, 1H), 7.69 (s, 1H), 7.67 (s, 1H), 7.43 (s, 1H), 7.27-7.24 (m, 3H), 7.15-7.12 (m, 1H), 4.33 (q, *J* = 7.5 Hz, 2H), 4.15 (t, *J* = 7.0 Hz, 2H), 1.98-1.94 (m, 2H), 1.35 (t, *J* = 7.5 Hz, 3H), 0.98 (t, *J* = 7.0 Hz, 3H); LC-MS: 94.6%; *m/z* 458.4 (M + H<sup>+</sup>); (column: X Select CSH C-18, 50 × 3.0 mm, 3.5 μm); RT 4.91 min; 5 mM NH<sub>4</sub>OAc: ACN; 0.8 mL/min).

**Step 4: Synthesis of ethyl 3-((2,6-dichloro-7-fluoro-1-(1-propyl-1H-pyrazol-4-yl)-1H-indol-3-yl)thio)benzoate (5):**

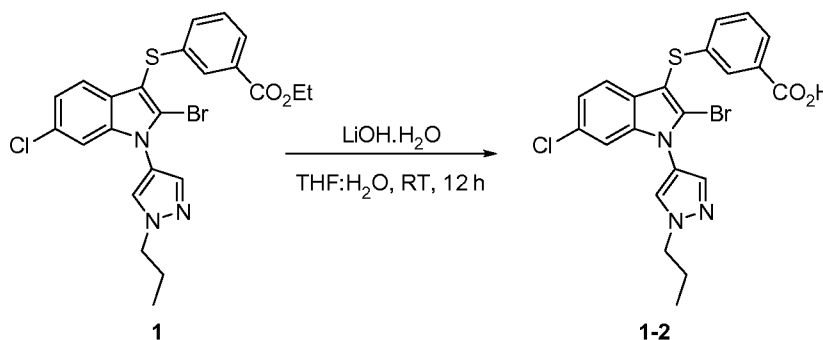
[00327] To a stirred solution of compound **4** (150 mg, 0.32 mmol) in CH<sub>2</sub>Cl<sub>2</sub> (3 mL) under inert atmosphere was added NCS (87 mg, 0.65 mmol) at RT. After 16 h stirring, NCS (87 mg, 0.65 mmol) was added again at RT and stirred for additional 24 h. The reaction was monitored by TLC; after completion of the reaction, the reaction mixture was diluted with water (15 mL) and extracted with CH<sub>2</sub>Cl<sub>2</sub> (2 x 20 mL). The combined organic extracts were washed with water (15

mL), dried over Na<sub>2</sub>SO<sub>4</sub>, filtered and concentrated under reduced pressure to obtain the crude. This was purified by silica gel column chromatography using 7% EtOAc/ *n*-Hexane to afford compound **5** (100 mg, 62%) as a brown solid. <sup>1</sup>H NMR (500 MHz, CDCl<sub>3</sub>): δ 7.89 (s, 1H), 7.80-7.79 (m, 1H), 7.67 (s, 1H), 7.65 (s, 1H), 7.28-7.26 (m, 3H), 7.17-7.14 (m, 1H), 4.33 (q, *J* = 7.5 Hz, 2H), 4.18 (t, *J* = 7.5 Hz, 2H), 2.00-1.95 (m, 2H), 1.36 (t, *J* = 7.5 Hz, 3H), 0.98 (t, *J* = 7.5 Hz, 3H); LC-MS (ESI): 97.6%; *m/z* 492.4 (M + H<sup>+</sup>); (column: X Select CSH C-18, 50 × 3.0 mm, 3.5 μm); RT 5.07 min; 5 mM NH<sub>4</sub>OAc: ACN; 0.8 mL/min).

**Step 5: Synthesis of 3-((2,6-dichloro-7-fluoro-1-(1-propyl-1*H*-pyrazol-4-yl)-1*H*-indol-3-yl)thio)benzoic acid:**

[00328] To a stirred solution of compound **5** (100 mg, 0.20 mmol) in THF:EtOH:H<sub>2</sub>O (3:1:1, 5 mL) under inert atmosphere was added LiOH·H<sub>2</sub>O (25.6 mg, 0.61 mmol) at RT and stirred for 5 h. The reaction was monitored by TLC; after completion of the reaction, the volatiles were removed under reduced pressure. The residue was diluted with water (10 mL), washed with Et<sub>2</sub>O (2 x 10 mL). The aqueous layer was acidified with 1*N* HCl and extracted with CH<sub>2</sub>Cl<sub>2</sub> (2 x 20 mL). The combined organic extracts were washed with water (15 mL), dried over Na<sub>2</sub>SO<sub>4</sub>, filtered and concentrated under reduced pressure to obtain the crude. The crude was triturated with *n*-pentane (2 x 5 mL) to afford the title compound **1-7** (60 mg, 64%) as an off-white solid. <sup>1</sup>H NMR (400 MHz, DMSO-*d*<sub>6</sub>): δ 12.90 (br s, 1H), 8.31 (s, 1H), 7.82 (s, 1H), 7.72-7.70 (m, 2H), 7.37-7.28 (m, 4H), 4.16 (t, *J* = 6.8 Hz, 2H), 1.87-1.82 (m, 2H), 0.85 (t, *J* = 7.6 Hz, 3H); MS (ESI): *m/z* 464.2 (M + H<sup>+</sup>); HPLC: 99.1%; (column: Acquity BEH C-18 (50 x 2.1 mm, 1.7 μ); RT 2.94 min; ACN: 0.025% TFA (aq); 0.5 mL/min).

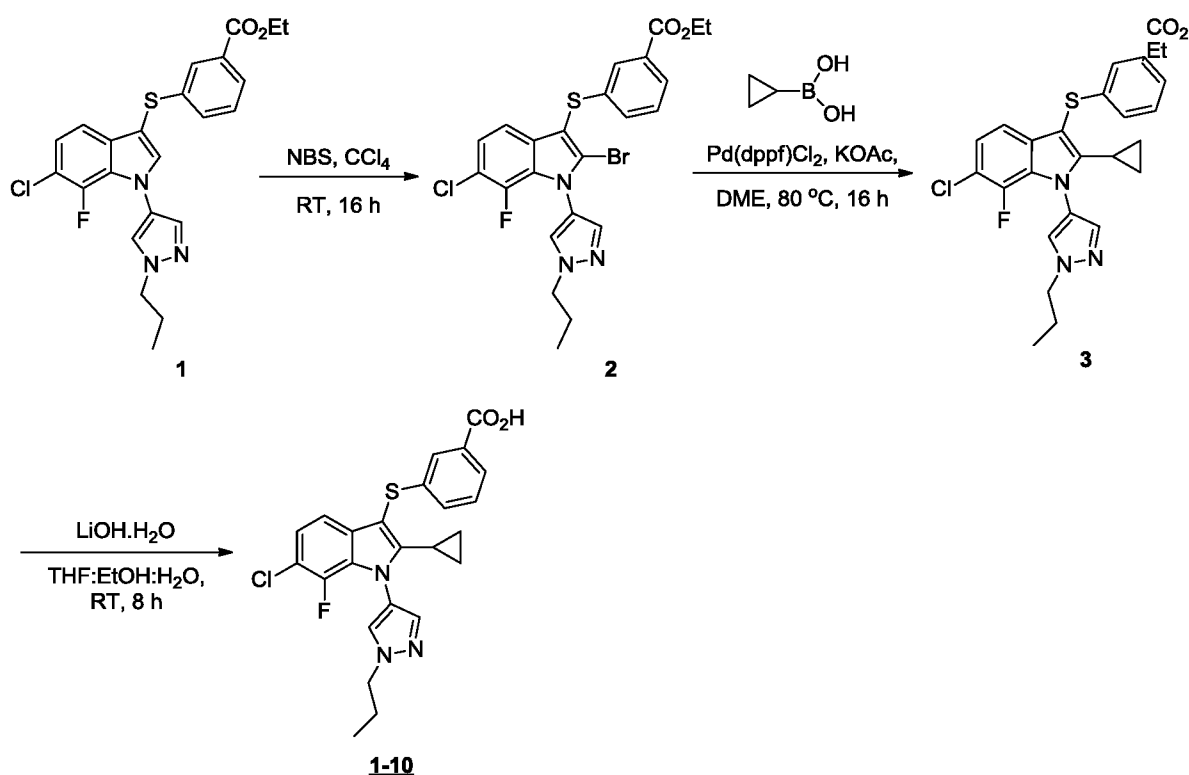
**Example 5: Synthesis of 3-((2-bromo-6-chloro-1-(1-propyl-1*H*-pyrazol-4-yl)-1*H*-indol-3-yl)thio) benzoic acid (Compound 1-2)**



[00329] To a stirred solution of ethyl 3-((2-bromo-6-chloro-1-(1-propyl-1*H*-pyrazol-4-yl)-1*H*-indol-3-yl)thio)benzoate **1** (Example 2, Step 3; 70 mg, 0.13 mmol) in THF:H<sub>2</sub>O (1:1, 10 mL) under inert atmosphere was added LiOH·H<sub>2</sub>O (17 mg, 0.40 mmol) at 0 °C; warmed to RT and stirred for 12 h. The reaction was monitored by TLC; after completion of the reaction, the

volatiles were removed under reduced pressure. The residue was diluted with water (15 mL), acidified with citric acid to pH ~ 2.0. The obtained solid was filtered and dried under reduced pressure to afford the title compound **1-2** (50 mg, 76%) as an off-white solid. **<sup>1</sup>H NMR (400 MHz, CD<sub>3</sub>OD)**:  $\delta$  8.10 (s, 1H), 7.77-7.75 (m, 3H), 7.49 (d,  $J$  = 8.4 Hz, 1H), 7.32-7.30 (m, 2H), 7.20-7.16 (m, 2H), 4.24 (t,  $J$  = 7.2 Hz, 2H), 2.02-1.93 (m, 2H), 0.98 (t,  $J$  = 7.2 Hz, 3H); **LC-MS (ESI)**: 90.8%;  $m/z$  488.8 ( $M - H^+$ ); (column: X Select CSH C-18, 50  $\times$  3.0 mm, 3.5  $\mu$ m); RT 3.35 min; 5 mM NH<sub>4</sub>OAc: ACN; 0.8 mL/min); **HPLC**: 96.4%; (column: Acquity BEH C-18 (50  $\times$  2.1 mm, 1.7  $\mu$ m); RT 2.96 min; ACN: 0.025% TFA (aq); 0.5 mL/min.

**Example 6: Synthesis of 3-((6-chloro-2-cyclopropyl-7-fluoro-1-(1-propyl-1H-pyrazol-4-yl)-1H-indol-3-yl)thio)benzoic acid (Compound 1-10)**



**Step 1: Synthesis of ethyl 3-((2-bromo-6-chloro-7-fluoro-1-(1-propyl-1H-pyrazol-4-yl)-1H-indol-3-yl)thio)benzoate (2):**

[00330] To a stirred solution of ethyl 3-((6-chloro-7-fluoro-1-(1-propyl-1H-pyrazol-4-yl)-1H-indol-3-yl)thio)benzoate **1** (Example 4, Step 3; 500 mg, 1.09 mmol) in CCl<sub>4</sub> (10 mL) under inert atmosphere was added NBS (391 mg, 2.18 mmol) at RT and stirred for 16 h. The reaction was monitored by TLC; after completion of the reaction, the reaction mixture was diluted with water (30 mL) and extracted with CH<sub>2</sub>Cl<sub>2</sub> (2  $\times$  30 mL). The combined organic extracts were washed with water (30 mL), dried over Na<sub>2</sub>SO<sub>4</sub>, filtered and concentrated under reduced pressure to obtain the crude. This was purified by silica gel column chromatography using 10% EtOAc/



Hexanes to afford compound **2** (360 mg, 62%) as an off-white solid. **<sup>1</sup>H NMR (400 MHz, CDCl<sub>3</sub>):**  $\delta$  7.89 (br s, 1H), 7.80-7.78 (m, 1H), 7.67 (s, 1H), 7.65 (s, 1H), 7.29-7.27 (m, 2H), 7.24-7.23 (m, 1H), 7.16-7.13 (m, 1H), 4.34 (q,  $J$  = 7.2 Hz, 2H), 4.19 (t,  $J$  = 6.8 Hz, 2H), 2.01-1.95 (m, 2H), 1.36 (t,  $J$  = 6.8 Hz, 3H), 0.98 (t,  $J$  = 7.2 Hz, 3H); **LC-MS (ESI):** 97.6%;  $m/z$  536.8 ( $M + H^+$ ); (column: X Select CSH C-18, 50  $\times$  3.0 mm, 3.5  $\mu$ m); RT 5.03 min; 5 mM NH<sub>4</sub>OAc: ACN; 0.8 mL/min).

**Step 2: Synthesis of ethyl 3-((6-chloro-2-cyclopropyl-7-fluoro-1-(1-propyl-1H-pyrazol-4-yl)-1H-indol-3-yl)thio)benzoate (3):**

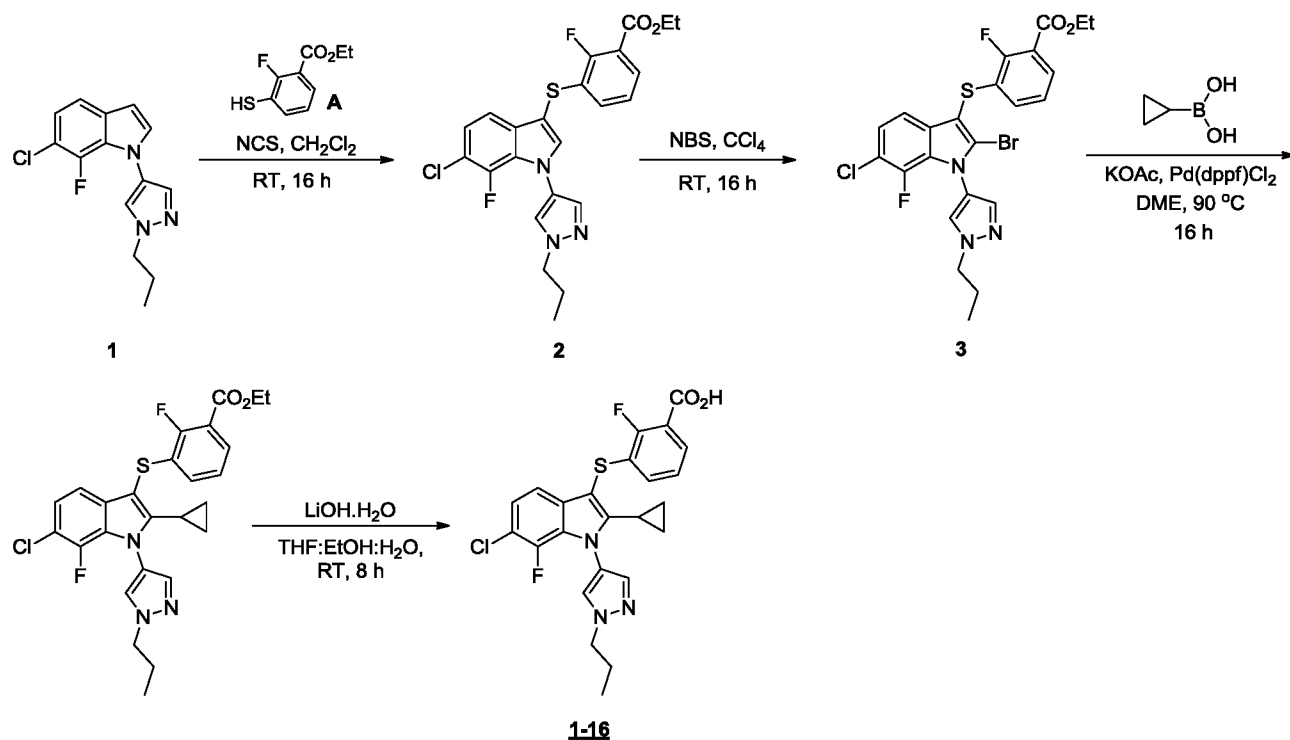
[00331] To a stirred solution of compound **2** (360 mg, 0.67 mmol) in DME (5 mL) under inert atmosphere were added KOAc (197 mg, 2.01 mmol), Pd(dppf)Cl<sub>2</sub> (98 mg, 0.13 mmol), cyclopropylboronic acid (57.8 mg, 0.67 mmol) at RT and degassed under Ar for 20 min; heated to 80 °C and stirred for 16 h. The reaction was monitored by TLC; after completion of the reaction, the reaction mixture was diluted with EtOAc (40 mL), filtered through celite. The filtrate was washed with water (25 mL), brine (25 mL), dried over Na<sub>2</sub>SO<sub>4</sub> and concentrated under reduced pressure to obtain the crude. This was purified by silica gel column chromatography and then preparative HPLC to afford pure compound **3** (50 mg, 15%) as a white solid. **<sup>1</sup>H NMR (500 MHz, CDCl<sub>3</sub>):**  $\delta$  7.79 (s, 1H), 7.74 (d,  $J$  = 7.5 Hz, 1H), 7.67 (s, 1H), 7.63 (s, 1H), 7.25-7.18 (m, 2H), 7.12 (d,  $J$  = 8.0 Hz, 1H), 7.06-7.05 (m, 1H), 4.33 (q,  $J$  = 7.5 Hz, 2H), 4.18 (t,  $J$  = 7.5 Hz, 2H), 2.00-1.95 (m, 2H), 1.70-1.69 (m, 1H), 1.36 (t,  $J$  = 7.5 Hz, 3H), 1.07-1.05 (m, 2H), 0.99-0.97 (t,  $J$  = 7.5 Hz, 3H), 0.87-0.84 (m, 2H); **LC-MS (ESI):** 99.7%;  $m/z$  498.5 ( $M + H^+$ ); (column: X Select CSH C-18, 50  $\times$  3.0 mm, 3.5  $\mu$ m); RT 5.11 min; 5 mM NH<sub>4</sub>OAc: ACN; 0.8 mL/min).

**Step 3: Synthesis of 3-((6-chloro-2-cyclopropyl-7-fluoro-1-(1-propyl-1H-pyrazol-4-yl)-1H-indol-3-yl)thio)benzoic acid:**

[00332] To a stirred solution of compound **3** (50 mg, 0.10 mmol) in THF:EtOH:H<sub>2</sub>O (3:1:1, 5 mL) under inert atmosphere was added LiOH.H<sub>2</sub>O (12.6 mg, 0.30 mmol) at RT and stirred for 8 h. The reaction was monitored by TLC; after completion of the reaction, the volatiles were removed under reduced pressure. The residue was diluted with water (20 mL), acidified with 1N HCl to pH~2 and extracted with CH<sub>2</sub>Cl<sub>2</sub> (2  $\times$  20 mL). The combined organic extracts were dried over Na<sub>2</sub>SO<sub>4</sub>, filtered and concentrated under reduced pressure to obtain the crude. The crude was triturated with *n*-pentane (2  $\times$  5 mL) and dried under reduced pressure to afford the title compound **1-10** (25 mg, 53%) as an off-white solid. **<sup>1</sup>H NMR (400 MHz, DMSO-*d*<sub>6</sub>):**  $\delta$  12.90 (br s, 1H), 8.26 (s, 1H), 7.79 (s, 1H), 7.66 (d,  $J$  = 7.6 Hz, 1H), 7.61 (s, 1H), 7.34 (t,  $J$  = 7.6 Hz, 1H), 7.19-7.16 (m, 3H), 4.15 (t,  $J$  = 6.8 Hz, 2H), 1.87-1.78 (m, 3H), 0.95-0.92 (m, 2H), 0.87-0.80

(m, 5H); **MS (ESI):**  $m/z$  470.7 ( $M + H^+$ ); **HPLC:** 97.8%; (column: Acquity BEH C-18 (50 x 2.1 mm, 1.7  $\mu$ ); RT 3.00 min; ACN: 0.025% TFA (aq); 0.5 mL/min.

**Example 7: Synthesis of 3-((6-chloro-2-cyclopropyl-7-fluoro-1-(1-propyl-1H-pyrazol-4-yl)-1H-indol-3-yl)thio)-2-fluorobenzoic acid (Compound 1-16)**



**Step 1: Synthesis of ethyl 3-((6-chloro-7-fluoro-1-(1-propyl-1H-pyrazol-4-yl)-1H-indol-3-yl)thio)-2-fluorobenzoate (2):**

[00333] To a stirred solution of ethyl 2-fluoro-3-mercaptopropanoate (Intermediate A; 108 mg, 0.54 mmol) in  $CH_2Cl_2$  (3 mL) under inert atmosphere was added NCS (72 mg, 0.54 mmol) at RT and stirred for 1 h. To this, compound 1 (Example 4, Step 2; 150 mg, 0.54 mmol) was added and stirred for 16 h. The reaction was monitored by TLC; after completion of the reaction, the reaction mixture was diluted with water (25 mL) and extracted with  $CH_2Cl_2$  (2 x 25 mL). The combined organic extracts were washed with brine (20 mL), dried over  $Na_2SO_4$ , filtered and concentrated under reduced pressure to obtain the crude. This was purified by silica gel column chromatography using 10% EtOAc/Hexanes to afford compound 2 (130 mg, 50%) as an off-white solid.  **$^1H$  NMR (500 MHz,  $CDCl_3$ ):**  $\delta$  7.69 (s, 1H), 7.67-7.64 (m, 2H), 7.44 (s, 1H), 7.29-7.27 (m, 1H), 7.17-7.14 (m, 1H), 7.01-6.94 (m, 2H), 4.40 (q,  $J = 7.5$  Hz, 2H), 4.15 (t,  $J = 8.0$  Hz, 2H), 1.98-1.94 (m, 2H), 1.40 (t,  $J = 7.5$  Hz, 3H), 0.98 (t,  $J = 8.0$  Hz, 3H); **LC-MS (ESI):** 97.6%;  $m/z$  476.7 ( $M + H^+$ ); (column: X Select CSH C-18, 50 x 3.0 mm, 3.5  $\mu$ m); RT 4.84 min; 5 mM  $NH_4OAc$ ; ACN; 0.8 mL/min).

**Step 2: Synthesis of ethyl 3-((2-bromo-6-chloro-7-fluoro-1-(1-propyl-1H-pyrazol-4-yl)-1H-indol-3-yl)thio)-2-fluorobenzoate (3):**

[00334] To a stirred solution of compound **2** (200 mg, 0.42 mmol) in CCl<sub>4</sub> (3 mL) under inert atmosphere was added NBS (150 mg, 0.84 mmol) at RT and stirred for 16 h. The reaction was monitored by TLC and LC-MS; after completion of the reaction, the reaction mixture was diluted with water (20 mL) and extracted with CH<sub>2</sub>Cl<sub>2</sub> (2 x 20 mL). The combined organic extracts were washed with brine (15 mL), dried over Na<sub>2</sub>SO<sub>4</sub>, filtered and concentrated under reduced pressure to obtain the crude. This was purified by silica gel column chromatography using 10-15% EtOAc/Hexanes to afford compound **3** (100 mg, 43%) as an off-white solid. <sup>1</sup>H NMR (400 MHz, CDCl<sub>3</sub>): δ 7.71-7.67 (m, 1H), 7.66 (s, 1H), 7.64 (s, 1H), 7.31 (d, *J* = 8.8 Hz, 1H), 7.18-7.15 (m, 1H), 7.00-6.96 (m, 2H), 4.40 (q, *J* = 7.2 Hz, 2H), 4.18 (t, *J* = 7.2 Hz, 2H), 2.02-1.93 (m, 2H), 1.40 (t, *J* = 7.2 Hz, 3H), 0.97 (t, *J* = 7.2 Hz, 3H); LC-MS (ESI): 98.1%; *m/z* 556.2 (M<sup>+</sup> + 2); (column: X Select CSH C-18, 50 × 3.0 mm, 3.5 μm); RT 4.94 min; 5 mM NH<sub>4</sub>OAc: ACN; 0.8 mL/min).

**Step 3: Synthesis of ethyl 3-((6-chloro-2-cyclopropyl-7-fluoro-1-(1-propyl-1H-pyrazol-4-yl)-1H-indol-3-yl)thio)-2-fluorobenzoate (4):**

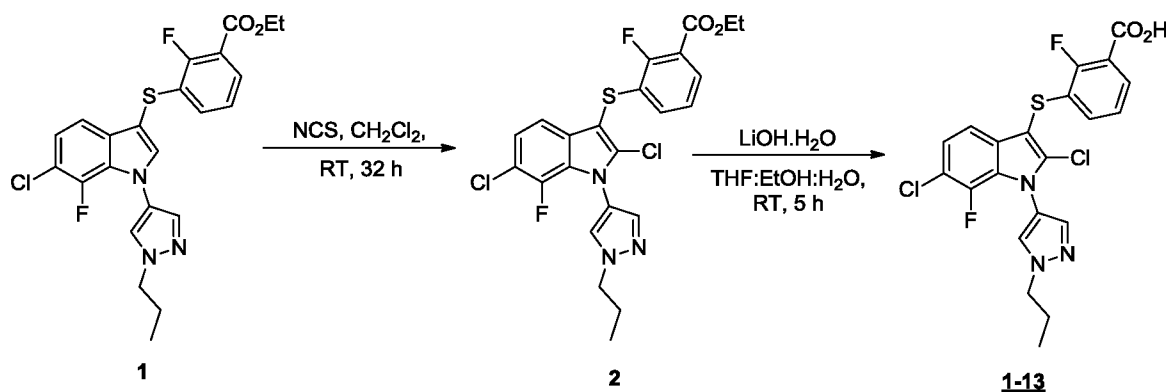
[00335] To a stirred solution of compound **3** (260 mg, 0.47 mmol) in DME (5 mL) under inert atmosphere were added cyclopropylboronic acid (40.4 mg, 0.47 mmol), Pd(dppf)<sub>2</sub>Cl<sub>2</sub> (69 mg, 0.09 mmol), KOAc (138 mg, 1.41 mmol) at RT; heated to 90 °C and stirred for 16 h. The reaction was monitored by TLC; after completion of the reaction, the reaction mixture was diluted with water (20 mL) and extracted with EtOAc (2 x 25 mL). The combined organic extracts were washed with brine (20 mL), dried over Na<sub>2</sub>SO<sub>4</sub>, filtered and concentrated under reduced pressure to obtain the crude. This was purified by silica gel column chromatography using 7-9% EtOAc/Hexanes to afford 70 mg of compound **4** which was further purified by preparative HPLC to afford pure compound **4** (20 mg, 9%) as a yellow syrup. <sup>1</sup>H NMR (400 MHz, CDCl<sub>3</sub>): δ 7.67 (s, 1H), 7.64-7.60 (m, 2H), 7.18 (d, *J* = 8.8 Hz, 1H), 7.10-7.06 (m, 1H), 6.95-6.91 (m, 1H), 6.79-6.75 (m, 1H), 4.41 (q, *J* = 7.2 Hz, 2H), 4.18 (t, *J* = 7.2 Hz, 2H), 2.00-1.93 (m, 2H), 1.74-1.67 (m, 1H), 1.41 (t, *J* = 7.2 Hz, 3H), 1.08-1.06 (m, 2H), 0.99 (t, *J* = 7.2 Hz, 3H), 0.87-0.84 (m, 2H); LC-MS (ESI): 99.9%; *m/z* 516.5 (M + H<sup>+</sup>); (column: X Select CSH C-18, 50 × 3.0 mm, 3.5 μm); RT 5.00 min; 5 mM NH<sub>4</sub>OAc: ACN; 0.8 mL/min).

**Step 4: Synthesis of 3-((6-chloro-2-cyclopropyl-7-fluoro-1-(1-propyl-1H-pyrazol-4-yl)-1H-indol-3-yl)thio)-2-fluorobenzoic acid:**

[00336] To a stirred solution of compound **4** (30 mg, 0.058 mmol) in THF:EtOH:H<sub>2</sub>O (3:1:1, 2.5 mL) under inert atmosphere was added LiOH.H<sub>2</sub>O (7.3 mg, 0.17 mmol) at RT and stirred for

8 h. The reaction was monitored by TLC; after completion of the reaction, the volatiles were removed under reduced pressure. The residue was diluted with water (10 mL), washed with Et<sub>2</sub>O (2 x 10 mL). The aqueous layer was acidified with 1N HCl solution and extracted with CH<sub>2</sub>Cl<sub>2</sub> (2 x 15 mL). The combined organic extracts were washed with brine (15 mL), dried over Na<sub>2</sub>SO<sub>4</sub>, filtered and concentrated under reduced pressure to obtain the crude. This was triturated with *n*-pentane (5 mL) to afford the title compound **1-16** (25 mg, 89%) as an off-white solid. <sup>1</sup>H NMR (400 MHz, DMSO-*d*<sub>6</sub>): δ 8.25 (s, 1H), 7.80 (s, 1H), 7.18-7.14 (m, 3H), 6.81 (t, *J* = 7.6 Hz, 1H), 6.42 (t, *J* = 7.6 Hz, 1H), 4.15 (t, *J* = 6.8 Hz, 2H), 1.87-1.76 (m, 3H), 0.95-0.93 (m, 2H), 0.86-0.80 (m, 5H); MS (ESI): *m/z* 488.4 (M + H<sup>+</sup>); HPLC: 99.7%; (column: Acquity BEH C-18 (50 x 2.1 mm, 1.7 μ); RT 2.88 min; ACN: 0.025% TFA (aq); 0.5 mL/min.

**Example 8: Synthesis of 3-((2,6-dichloro-7-fluoro-1-(1-propyl-1H-pyrazol-4-yl)-1H-indol-3-yl)thio)-2-fluorobenzoic acid (Compound 1-13)**



**Step 1: Synthesis of ethyl 3-((2,6-dichloro-7-fluoro-1-(1-propyl-1H-pyrazol-4-yl)-1H-indol-3-yl)thio)-2-fluorobenzoate (2):**

[00337] To a stirred solution of ethyl 3-((6-chloro-7-fluoro-1-(1-propyl-1H-pyrazol-4-yl)-1H-indol-3-yl)thio)-2-fluorobenzoate **1** (Example 7, Step 1; 100 mg, 0.21 mmol) in CH<sub>2</sub>Cl<sub>2</sub> (3 mL) was added NCS (33.7 mg, 0.25 mmol) at RT under inert atmosphere. After 8 h stirring, additional NCS (33.7 mg, 0.25 mmol) was added at RT and stirred again for 24 h. The reaction was monitored by TLC; after completion of the reaction, the reaction mixture was diluted with water (20 mL) and extracted with CH<sub>2</sub>Cl<sub>2</sub> (2 x 20 mL). The combined organic extracts were washed with brine (15 mL), dried over Na<sub>2</sub>SO<sub>4</sub>, filtered and concentrated under reduced pressure to obtain the crude. This was purified by silica gel column chromatography using 9-11% EtOAc/Hexanes to afford compound **2** (50 mg, 47%) as an off-white solid. <sup>1</sup>H NMR (400 MHz, CDCl<sub>3</sub>): δ 7.71-7.67 (m, 1H), 7.66 (s, 1H), 7.64 (s, 1H), 7.30 (d, *J* = 8.8 Hz, 1H), 7.18 (dd, *J* = 8.4, 6.0 Hz, 1H), 7.04-6.97 (m, 2H), 4.40 (q, *J* = 7.2 Hz, 2H), 4.18 (t, *J* = 7.2 Hz, 2H), 2.04-1.93 (m, 2H), 1.40 (t, *J* = 7.2 Hz, 3H), 0.97 (t, *J* = 7.2 Hz, 3H); LC-MS (ESI): 98.8%; *m/z* 510.4 (M +

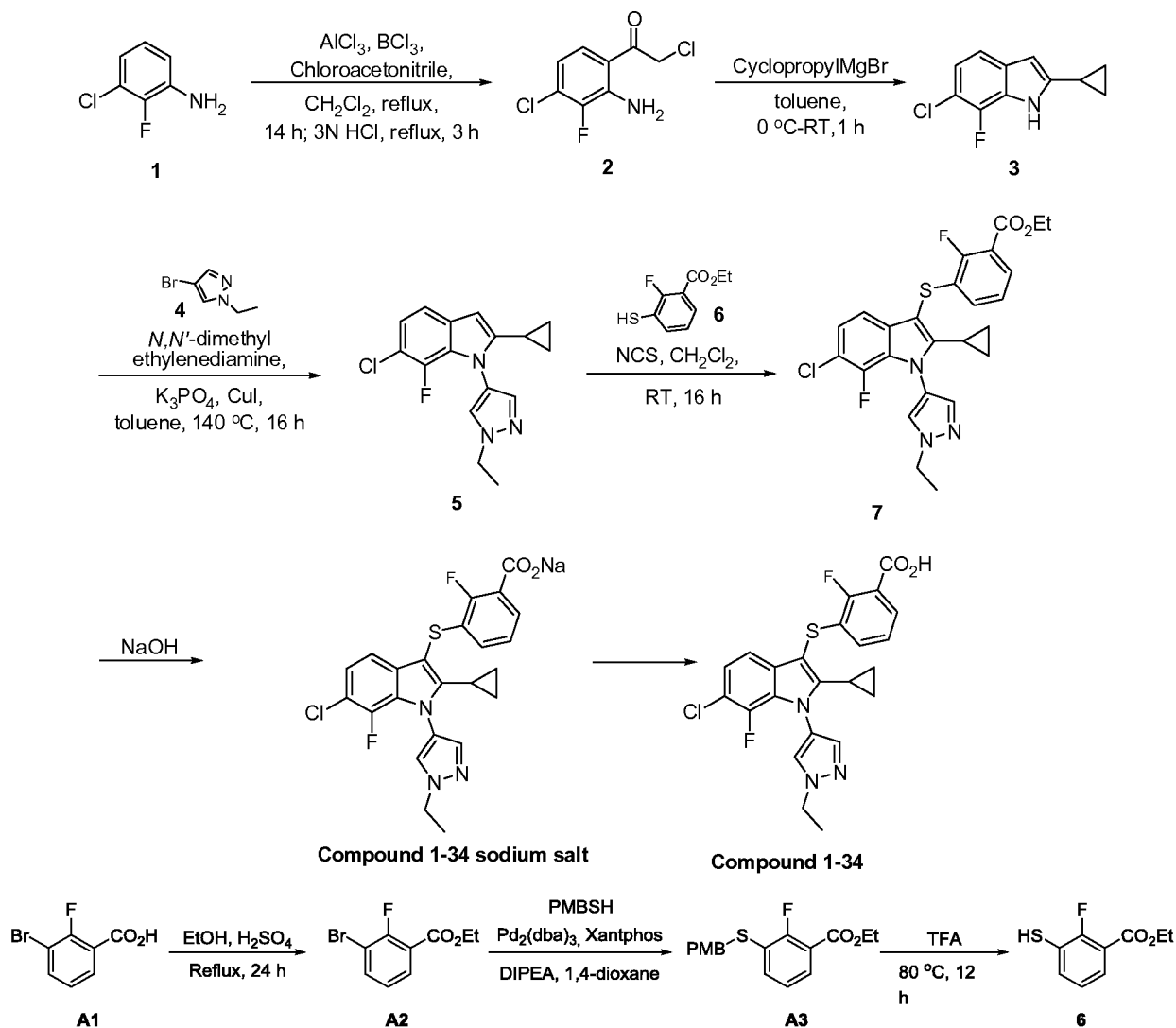
H<sup>+</sup>); (column: X Select CSH C-18, 50 × 3.0 mm, 3.5 μm); RT 4.94 min; 5 mM NH<sub>4</sub>OAc: ACN; 0.8 mL/min).

**Step 2: Synthesis of 3-((2,6-dichloro-7-fluoro-1-(1-propyl-1H-pyrazol-4-yl)-1H-indol-3-yl)thio)-2-fluorobenzoic acid:**

[00338] To a stirred solution of compound **2** (50 mg, 0.09 mmol) in THF:EtOH:H<sub>2</sub>O (3:1:1, 5 mL) under inert atmosphere was added LiOH.H<sub>2</sub>O (12.3 mg, 0.29 mmol) at RT and stirred for 5 h. The reaction was monitored by TLC; after completion of the reaction, the volatiles were removed under reduced pressure. The residue was diluted with water (10 mL), acidified with 1N HCl and extracted with CH<sub>2</sub>Cl<sub>2</sub> (2 x 10 mL). The combined organic extracts were washed with brine (10 mL), dried over Na<sub>2</sub>SO<sub>4</sub>, filtered and concentrated under reduced pressure to obtain the crude. This was triturated with n-pentane (2 x 5 mL) to afford the title compound **1-13** (15 mg, 34%) as an off-white solid. <sup>1</sup>H NMR (400 MHz, DMSO-*d*<sub>6</sub>): δ 13.24 (br s, 1H), 8.29 (s, 1H), 7.83 (s, 1H), 7.64-7.60 (m, 1H), 7.36-7.34 (m, 2H), 7.15-7.05 (m, 2H), 4.16 (t, *J* = 7.2 Hz, 2H), 1.89-1.80 (m, 2H), 0.85 (t, *J* = 7.2 Hz, 3H); MS (ESI): 480.1 (M - H<sup>+</sup>); HPLC: 97.0%; (column: Acquity BEH C-18 (50 x 2.1 mm, 1.7 μ); RT 2.86 min; ACN: 0.025% TFA (aq); 0.5 mL/min.

**Example 9: Synthesis of 3-((6-Chloro-2-cyclopropyl-1-(1-ethyl-1H-pyrazol-4-yl)-7-fluoro-1H-indol-3-yl)thio)-2-fluorobenzoic acid (Compound 1-34):**

**Route 1**



**Step 1: Synthesis of 1-(2-amino-4-chloro-3-fluorophenyl)-2-chloroethan-1-one (2):**

[00339] To a stirred solution of  $\text{AlCl}_3$  (10.0 g, 75.01 mmol) and  $\text{BCl}_3$  (1M in n-hexane) (74 mL, 75.01 mmol) in  $\text{CH}_2\text{Cl}_2$  (80 mL) was added 3-chloro-2-fluoroaniline **1** (9.0 g, 6.18 mmol) followed by a solution of chloroacetonitrile (11.6 g, 153.64 mmol) in  $\text{CH}_2\text{Cl}_2$  (20 mL) at 0 °C under inert atmosphere. The reaction mixture was allowed to stir at RT for 30 minutes; heated to reflux temperature and maintained for additional 14 h. The reaction mixture was then cooled to 0 °C, added aqueous 3N HCl solution (100 mL) and raised the temperature to reflux and stirred for 3 h. After completion of the reaction by TLC, the reaction mixture was cooled RT, diluted with water (50 mL) and extracted with  $\text{CH}_2\text{Cl}_2$  (2 x 150 mL). The combined organic extracts were dried over  $\text{Na}_2\text{SO}_4$ , filtered and concentrated under reduced pressure to obtain the crude. The crude was purified by triturating with n-pentane to afford compound **2** (4.5 g, 33%) as an off-

white solid. **<sup>1</sup>H NMR (500 MHz, DMSO-*d*<sub>6</sub>)**: δ 7.61 (d, *J* = 9.0 Hz, 1H), 7.35 (br s, 2H), 6.72 (d, *J* = 9.0 Hz, 1H), 5.06 (s, 2H).

**Step 2: Synthesis of 6-chloro-2-cyclopropyl-7-fluoro-1H-indole (3):**

[00340] To a stirred solution of compound **2** (4.5 g, 20.3 mmol) in toluene (50 mL) was added cyclopropyl magnesium bromide (0.5 M in THF; 102.0 mL, 50.9 mmol) at 0 °C under inert atmosphere. The reaction mixture was stirred at 0 °C for 15 min and then warmed to RT and stirring was continued for additional 1 h. After completion of the reaction by TLC, the reaction mixture was quenched with saturated ammonium chloride solution (10 mL) and extracted with EtOAc (3 x 75 mL). The combined organic extracts were dried over Na<sub>2</sub>SO<sub>4</sub>, filtered and concentrated under reduced pressure to obtain the crude. The crude was purified (silica gel chromatography; 1% EtOAc/Hexanes) to afford compound **3** (2.7 g, 63%) as an off-white solid. **<sup>1</sup>H NMR (500 MHz, DMSO-*d*<sub>6</sub>)**: δ 11.55 (s, 1H), 7.18 (d, *J* = 8.5 Hz, 1H), 6.97 (dd, *J* = 8.5, 6.5 Hz, 1H), 6.16 (s, 1H), 2.03-1.99 (m, 1H), 0.99-0.96 (m, 2H), 0.83-0.80 (m, 2H); **LC-MS (ESI)**: 91.6%; *m/z* 208.1 (*M* - H<sup>+</sup>); (column: X Select CSH C-18, 50 × 3.0 mm, 3.5 μm); RT 4.32 min; 5 mM NH<sub>4</sub>OAc: ACN; 0.8 mL/min).

**Step 3: Synthesis of 4-bromo-1-ethyl-1H-pyrazole (4):**

[00341] To a stirred solution of NaH (34.0 g, 0.85 mol; 60% in mineral oil) in THF (400 mL) was added a solution of 4-bromo-1H-pyrazole (50 g, 0.34 mol) in THF (100 mL) at 0 °C under inert atmosphere. The reaction mixture was warmed to RT and maintained at same temperature for 1 h. The reaction mixture was cooled again to 0 °C and added EtI (63.67 g, 0.408 mol) slowly for 5 min. The resultant solution was allowed to warm to RT and then stirred for 16 h. After completion of the reaction (monitored by TLC), the reaction mixture was quenched with ice-cold water (100 mL) and extracted with EtOAc (3 x 250 mL). The combined organic extracts were dried over Na<sub>2</sub>SO<sub>4</sub>, filtered and concentrated under reduced pressure to obtain the crude. The crude was purified (silica gel chromatography; 4-6% EtOAc/Hexanes) to afford compound **4** (43 g, 72%) as a pale yellow liquid. **<sup>1</sup>H NMR (500 MHz, CDCl<sub>3</sub>)**: δ 7.45 (s, 1H), 7.41 (s, 1H), 4.15 (q, *J* = 7.5 Hz, 2H), 1.47 (t, *J* = 7.5 Hz, 3H); **MS (ESI)**: *m/z* 175.0 (*M* + H<sup>+</sup>).

**Step 4: Synthesis of 6-chloro-2-cyclopropyl-1-(1-ethyl-1H-pyrazol-4-yl)-7-fluoro-1H-indole (5):**

[00342] To a solution of compound **3** (4.3 g, 20.5 mmol) in toluene (50 mL) were added 4-bromo-1-ethyl-1H-pyrazole **4** (4.0 g, 22.8 mmol), potassium phosphate (11.0 g, 51.2 mmol), N,N'-dimethylethylenediamine (722 mg, 8.2 mmol) and Cu(I)I (390 mg, 2.0 mmol) at RT under inert atmosphere. The reaction solution was purged with argon for 15 min and then sealed the tube. The reaction mixture was heated to 140 °C and stirred for 16 h. After completion of the reaction

by TLC, the reaction mixture was cooled to RT, diluted with EtOAc (50 mL) and filtered. The filtrate was washed with water (40 mL), brine (40 mL), dried over Na<sub>2</sub>SO<sub>4</sub>, filtered and concentrated under reduced pressure to obtain the crude. The crude was purified (silica gel chromatography; 9% EtOAc/Hexanes) to afford compound **5** (3.9 g, 63%) as a pale brown solid. **<sup>1</sup>H NMR (400 MHz, CDCl<sub>3</sub>):** δ 7.64 (s, 1H), 7.60 (s, 1H), 7.16 (d, J = 8.4 Hz, 1H), 7.01 (dd, J = 8.4, 6.4 Hz, 1H), 6.12 (s, 1H), 4.25 (q, J = 7.2 Hz, 2H), 1.69-1.62 (m, 1H), 1.56 (t, J = 7.2 Hz, 3H), 0.92-0.87 (m, 2H), 0.76-0.72 (m, 2H); **LC-MS (ESI):** 98.6%; m/z 304.3 (M + H<sup>+</sup>); (column: X Select C-18, 50 × 3.0 mm, 3.5 μm); RT 4.23 min; 5 mM NH<sub>4</sub>OAc: ACN; 0.8 mL/min).

**Step 5: Synthesis of ethyl 3-bromo-2-fluorobenzoate (A2):**

[00343] To a stirred solution of 3-bromo-2-fluorobenzoic acid **A1** (25.0 g, 114.15 mmol) in ethanol (400 mL) was added conc. H<sub>2</sub>SO<sub>4</sub> (3 mL) at RT and stirred at reflux temperature for 24 h. The reaction was monitored by LC-MS; after completion of the reaction, the reaction mixture was concentrated to obtain the residue. The residue was diluted with EtOAc (500 mL), washed with water (300 mL), brine (300 mL), dried over Na<sub>2</sub>SO<sub>4</sub>, filtered and concentrated under reduced pressure to afford compound **A2** (26.0 g, 92%) as a light yellow liquid. **<sup>1</sup>H NMR (400 MHz, CDCl<sub>3</sub>):** δ 7.88-7.84 (m, 1H), 7.72-7.69 (m, 1H), 7.08-7.04 (m, 1H), 4.39 (q, J = 7.2 Hz, 2H), 1.39 (t, J = 7.2 Hz, 3H).

**Step 6: Synthesis of ethyl 2-fluoro-3-((4-methoxybenzyl)thio)benzoate (A3):**

[00344] 1,4-dioxane (250 mL) was degassed by purging with N<sub>2</sub> gas for 30 min and to this, were added a solution of compound **A2** (13.2 g, 53.4 mmol) in 1,4-dioxane (50 mL; degassed), (4-methoxyphenyl)methanethiol (PMBSH) (8.2 g, 53.4 mmol), xantphos (1.54 g, 2.66 mmol), diisopropyl ethyl amine (19.6 mL, 106.8 mmol) and Pd<sub>2</sub>(dba)<sub>3</sub> (1.22 g, 1.33 mmol) at RT. The reaction mixture was heated to 90 °C and stirred for 2 h. The reaction was monitored by TLC; after completion of the reaction, the reaction mixture was diluted with hexane (450 mL) and stirred at RT for 15 min. The resultant solution was filtered through celite and washed with hexane (100 mL). The filtrate was washed with water (250 mL) dried over Na<sub>2</sub>SO<sub>4</sub>, filtered and concentrated under reduced pressure to obtain the crude. The crude was purified through silica gel column chromatography using 3-4% EtOAc/Hexanes to afford compound **A3** (15 g, 88%) as pale yellow solid. **<sup>1</sup>H NMR (500 MHz, CDCl<sub>3</sub>):** δ 7.78-7.74 (m, 1H), 7.43-7.39 (m, 1H), 7.19 (d, J = 8.0 Hz, 2H), 7.07-7.04 (m, 1H), 6.80 (d, J = 8.0 Hz, 2H), 4.41 (q, J = 7.2 Hz, 2H), 4.08 (s, 2H), 3.78 (s, 3H), 1.41 (t, J = 7.2 Hz, 3H). **LC-MS (ESI):** 89.7%; m/z 318.9 (M - H<sup>+</sup>); (column: X Select CSH C-18, 50 × 3.0 mm, 3.5 μm); RT 4.22 min; 5 mM NH<sub>4</sub>OAc: ACN; 0.8 mL/min).



**Step 7: Synthesis of ethyl 2-fluoro-3-mercaptopbenzoate (6):**

[00345] A stirred solution of compound **A3** (30.0 g, 93.75 mmol) in TFA (54.5 mL) was heated to 80 °C and stirred for 12 h under inert atmosphere. The reaction was monitored by TLC; after completion of the reaction, the volatiles were removed under reduced pressure. The residue was dissolved in ice-cold water (100 mL), basified with solid sodium bicarbonate and extracted with EtOAc (2 x 200 mL). The combined organic extracts were dried over Na<sub>2</sub>SO<sub>4</sub>, filtered and concentrated under reduced pressure to obtain the crude. The crude was purified through silica gel column chromatography using 3% EtOAc/Hexanes to afford compound **6** (11.7 g, 62%) as a pale brown syrup. <sup>1</sup>H NMR (500 MHz, CDCl<sub>3</sub>): δ 7.70-7.66 (m, 1H), 7.48-7.44 (m, 1H), 7.08-7.04 (m, 1H), 4.20 (q, J = 7.5 Hz, 2H), 3.67 (s, 1H), 1.40 (t, J = 7.5 Hz, 3H); LC-MS (ESI): 91.8%; m/z 199.0 (M - H<sup>+</sup>); (column: X Select CSH C-18, 50 × 3.0 mm, 3.5 μm); RT 2.60 min; 5 mM NH<sub>4</sub>OAc: ACN; 0.8 mL/min).

**Step 8: Synthesis of ethyl 3-((6-chloro-2-cyclopropyl-1-(1-ethyl-1H-pyrazol-4-yl)-7-fluoro-1H-indol-3-yl)thio)-2-fluorobenzoate (7):**

[00346] To a stirred solution of ethyl 2-fluoro-3-mercaptopbenzoate **6** (2.8 g, 14.0 mmol) in CH<sub>2</sub>Cl<sub>2</sub> (30 mL) under inert atmosphere was added NCS (1.9 g, 14.0 mmol) at RT and allowed to stir for 2 h. To this, compound **5** (3.9 g, 12.8 mmol) in CH<sub>2</sub>Cl<sub>2</sub> (10 mL) was added at RT and stirred for 16 h. After completion of the reaction by TLC, the reaction mixture was diluted with water (100 mL) and extracted with CH<sub>2</sub>Cl<sub>2</sub> (2 x 80 mL). The combined organic extracts were washed with water (2 x 200 mL), dried over Na<sub>2</sub>SO<sub>4</sub>, filtered and concentrated under reduced pressure to obtain the crude. The crude was purified by triturating with n-pentane (2 X 50 mL) to afford **7** (5.2 g, 81%) as a pale yellow solid. <sup>1</sup>H NMR (400 MHz, CDCl<sub>3</sub>): δ 7.66-7.7.60 (m, 3H), 7.18 (d, J = 8.4 Hz, 1H), 7.08 (dd, J = 8.4, 6.5 Hz, 1H), 6.93 (t, J = 8.4 Hz, 1H), 6.79-6.75 (m, 1H), 4.40 (q, J = 7.2 Hz, 2H), 4.26 (q, J = 7.6 Hz, 2H), 1.74-1.68 (m, 1H), 1.56 (t, J = 7.2 Hz, 3H), 1.41 (t, J = 7.6 Hz, 3H), 1.08-1.04 (m, 2H), 0.89-0.84 (m, 2H); MS (ESI): m/z 502.5 (M + H<sup>+</sup>); HPLC: 97.5%; (column: Acquity BEH C-18 (50 x 2.1 mm, 1.7 μ); RT 3.44 min; ACN: 0.025% TFA (aq); 0.5 mL/min).

**Step 9: Synthesis of 3-((6-chloro-2-cyclopropyl-1-(1-ethyl-1H-pyrazol-4-yl)-7-fluoro-1H-indol-3-yl)thio)-2-fluorobenzoic acid sodium salt (Compound 1-34 sodium salt):**

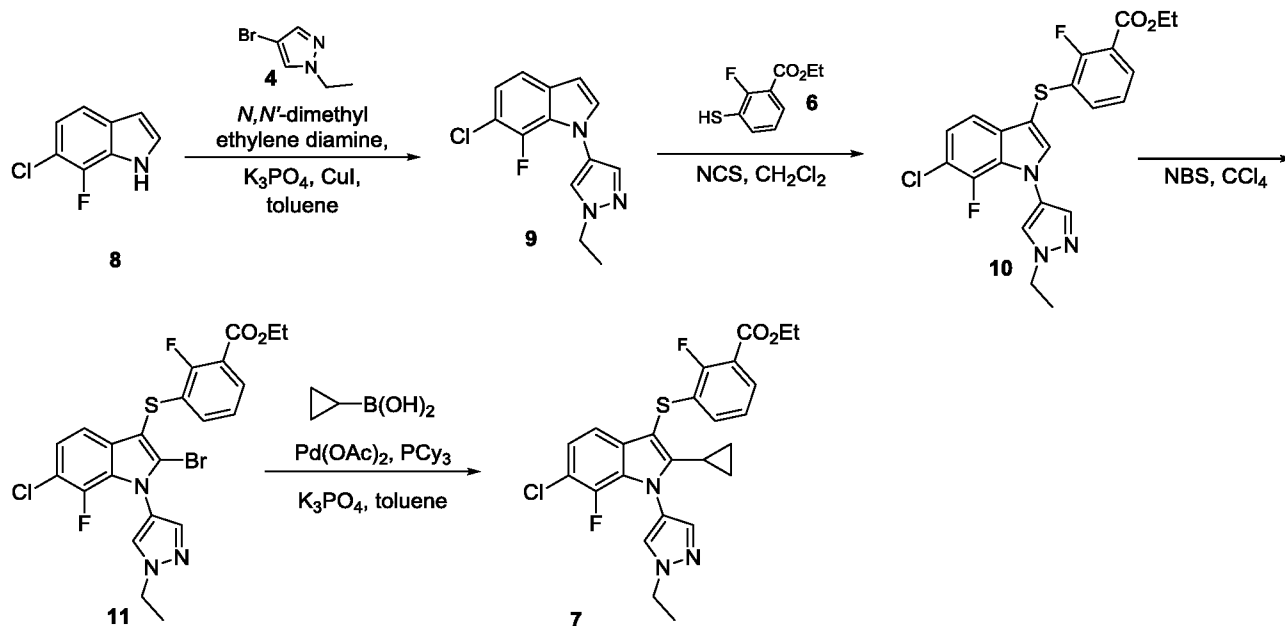
[00347] 1.0 M NaOH (10.25 mL, 10.2 mmol) was added to a solution of compound **7** (5.14 g, 10.2 mmol) in THF/MeOH (3 : 1)(56 mL). The mixture was heated at 65 °C for 1.5 h. Additional 1.0 M NaOH (0.23 mL, 0.2 mmol) was added to the reaction and heated at 65 °C for 0.5 h. The mixture was concentrated under reduced pressure to afford the crude acid sodium salt (5.12 g, 100 %) as a pale pink solid. The crude solid (600 mg) in THF/EtOH (4 : 1) (6 mL) and a

few drops of water. The mixture filtered and concentrated under reduced pressure and precipitants formed. The solids filtered off and washed with THF/EtOH (9 : 1) to afford 3-((6-chloro-2-cyclopropyl-1-(1-ethyl-1H-pyrazol-4-yl)-7-fluoro-1H-indol-3-yl)thio)-2-fluorobenzoic acid sodium salt (**Compound 1-34 sodium salt**; 449 mg) as an off white solid. <sup>1</sup>H NMR (300 MHz, DMSO-d<sub>6</sub>): δ 8.26 (s, 1H), 7.79 (m, 1H), 7.18-7.13 (m, 3H), 6.81 (t, 1H), 6.43-6.38 (m, 1H), 4.21 (q, 2H), 1.84-1.72 (m, 1H), 1.42 (t, 3H), 0.96-0.93 (m, 2H), 0.84-0.80 (m, 2H); LC-MS: 474 (M<sup>+</sup>).

**Step 9: 3-((6-Chloro-2-cyclopropyl-1-(1-ethyl-1H-pyrazol-4-yl)-7-fluoro-1H-indol-3-yl)thio)-2-fluorobenzoic acid (Compound 1-34):**

[00348] To Compound 1-34 sodium salt (50 mg, 0.10 mmol) suspended in CH<sub>2</sub>Cl<sub>2</sub> (1 mL) and water (1 mL) was added saturated citric acid until pH 3. The suspension stirred until clear solution. The organic layer was separated, washed with brine, dried over Na<sub>2</sub>SO<sub>4</sub>, filtered, and concentrated under reduced pressure to obtain the crude material to afford compound B as a white solid (33 mg, 70%) <sup>1</sup>H NMR (300 MHz, DMSO-d<sub>6</sub>): δ 13.39 (s, 1H), 8.24 (s, 1H), 7.79 (s, 1H), 7.57 (t, 1H), 7.22-7.06 (m, 3H), 6.80 (t, 1H), 4.21 (q, 2H), 1.84-1.72 (m, 1H), 1.42 (t, 3H), 0.96-0.88 (m, 2H), 0.86-0.80 (m, 2H); LC-MS: 474 (M<sup>+</sup>).

**Alternative route to intermediate 7:**



**Step 1: Synthesis of 6-chloro-1-(1-ethyl-1H-pyrazol-4-yl)-7-fluoro-1H-indole (9):**

[00349] To a stirred solution of 6-chloro-7-fluoro-1H-indole **8** (400 mg, 2.36 mmol) in toluene (10 mL) were added 4-bromo-1-ethyl-1H-pyrazole **4** (Step 3 above; 414 mg, 2.36 mmol), potassium phosphate (1.25 g, 5.91 mmol), *N,N'*-dimethylethylenediamine (84 mg, 0.95 mmol)

and Cu(I)I (45 mg, 0.24 mmol) at RT under inert atmosphere. The resulted solution was purged with argon and sealed the tube. The reaction mixture was then heated to 140 °C for 16 h. After completion of the reaction (monitored by TLC), the reaction mixture was cooled to RT, diluted with hexane (10 mL) and filtered through a short pad of celite. The filtrate was washed with water (2x10 mL), dried over Na<sub>2</sub>SO<sub>4</sub>, filtered and concentrated under reduced pressure to obtain the crude. The crude was purified (silica gel chromatography; 8-10% EtOAc/Hexanes) to afford compound **9** (224 mg, 36%) as a light brown thick liquid. <sup>1</sup>H NMR (500 MHz, CDCl<sub>3</sub>): δ 7.64 (s, 1H), 7.61 (s, 1H), 7.31 (d, J = 8.0 Hz, 1H), 7.12-7.07 (m, 2H), 6.60-6.59 (m, 1H), 4.22 (q, J = 7.5 Hz, 2H), 1.55 (t, J = 7.5 Hz, 3H); LC-MS (ESI): 94.7%; m/z 264.1 (M + H<sup>+</sup>); (column: X Select C-18, 50 × 3.0 mm, 3.5 μm); RT 3.87 min; 5 mM NH<sub>4</sub>OAc: ACN; 0.8 mL/min).

**Step 2: Synthesis of ethyl 3-((6-chloro-1-(1-ethyl-1H-pyrazol-4-yl)-7-fluoro-1H-indol-3-yl)thio)-2-fluorobenzoate (10):**

[00350] To a stirred solution of ethyl 2-fluoro-3-mercaptopbenzoate **6** (Step 7 above; 212 mg, 1.06 mmol) in CH<sub>2</sub>Cl<sub>2</sub> (4 mL) under inert atmosphere was added NCS (156 mg, 1.16 mmol) at 0 °C and allowed to stir at RT for 1 h. The reaction mixture was cooled to 0 °C and compound **3** (280 mg, 1.06 mmol) in CH<sub>2</sub>Cl<sub>2</sub> (1 mL) was added slowly and stirred at RT for 16 h. After completion of the reaction by TLC, the reaction mixture was diluted with CH<sub>2</sub>Cl<sub>2</sub> (15 mL) and washed with water (2 x 20 mL), dried over Na<sub>2</sub>SO<sub>4</sub>, filtered and concentrated under reduced pressure to obtain the crude. The crude was purified (silica gel chromatography; 8-10% EtOAc/Hexanes) to afford compound **10** (300 mg, 61%) as a pale brown solid. <sup>1</sup>H NMR (500 MHz, CDCl<sub>3</sub>): δ 7.69-7.64 (m, 3H), 7.44 (s, 1H), 7.27 (t, J = 8.0 Hz, 1H), 7.16 (dd, J = 8.5, 6.0 Hz, 1H), 7.01-6.94 (m, 2H), 4.39 (q, J = 7.5 Hz, 2H), 4.24 (q, J = 7.0 Hz, 2H), 1.57 (t, J = 7.0 Hz, 3H), 1.40 (t, J = 7.5 Hz, 3H); LC-MS (ESI): 98.6%; m/z 462.3 (M + H<sup>+</sup>); (column: X Select C-18, 50 × 3.0 mm, 3.5 μm); RT 4.70 min; 5 mM NH<sub>4</sub>OAc: ACN; 0.8 mL/min).

**Step 3: Synthesis of ethyl 3-((2-bromo-6-chloro-1-(1-ethyl-1H-pyrazol-4-yl)-7-fluoro-1H-indol-3-yl)thio)-2-fluorobenzoate (11):**

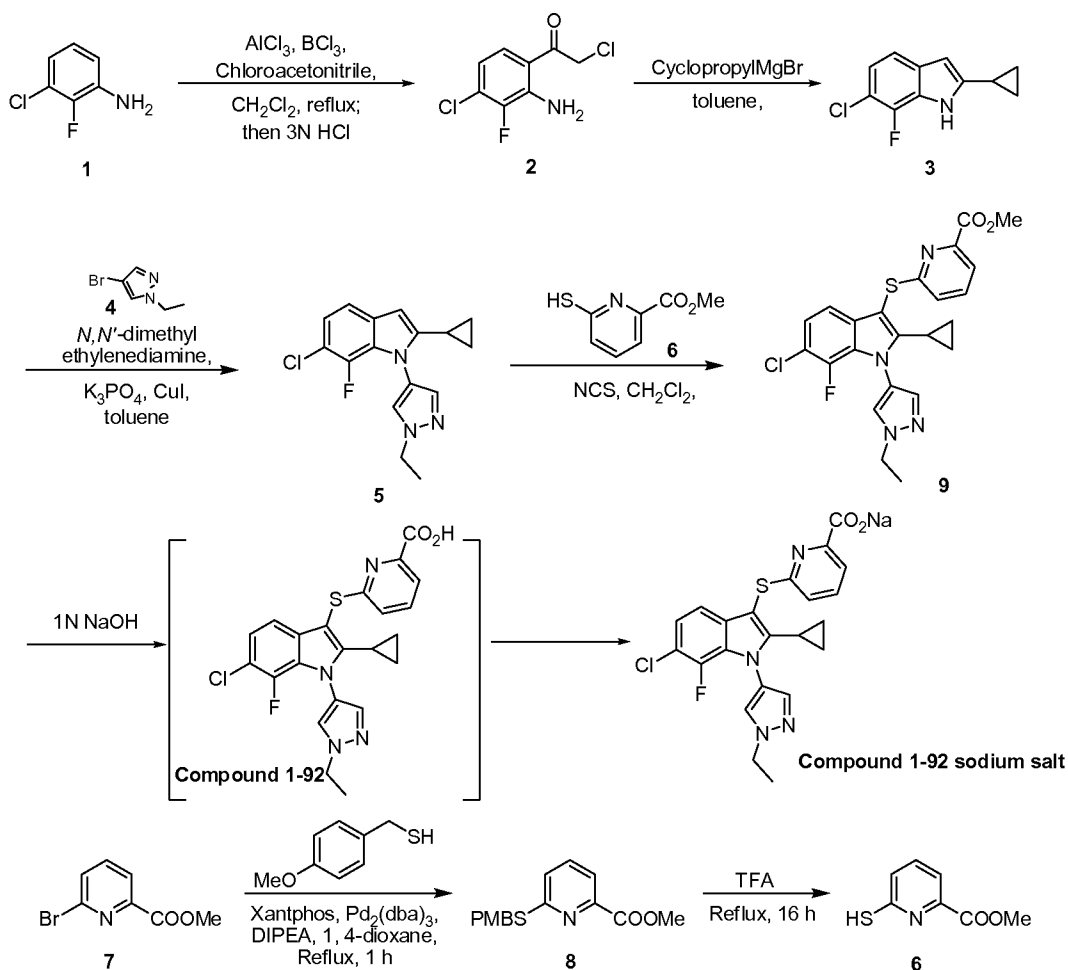
[00351] To a stirred solution of compound **10** (200 mg, 0.43 mmol) in CCl<sub>4</sub> (10 mL) under inert atmosphere was added NBS (178 mg, 0.99 mmol) at RT and stirred for 16 h. After completion of the reaction by TLC, the reaction mixture was diluted with water (10 mL) and extracted with CH<sub>2</sub>Cl<sub>2</sub> (2 x 20 mL). The combined organic extracts were washed with brine (10 mL), dried over Na<sub>2</sub>SO<sub>4</sub>, filtered and concentrated under reduced pressure to obtain the crude. The crude was purified (silica gel chromatography; 5-7% EtOAc/Hexanes) to afford compound **11** (180 mg, 77%) as an off-white solid. <sup>1</sup>H NMR (500 MHz, CDCl<sub>3</sub>): δ 7.70-7.67 (m, 1H), 7.65 (s, 2H), 7.30 (d, J = 8.0 Hz, 1H), 7.17 (dd, J = 8.5, 6.0 Hz, 1H), 7.00-6.98 (m, 2H), 4.40 (q, J = 7.5 Hz, 2H),

4.27 (q,  $J = 7.5$  Hz, 2H), 1.58 (t,  $J = 7.5$  Hz, 3H), 1.40 (t,  $J = 7.5$  Hz, 3H); **LC-MS (ESI)**: 99.5%;  $m/z$  542.4 ( $M^+ + 2$ ); (column: X Select CSH C-18,  $50 \times 3.0$  mm,  $3.5 \mu\text{m}$ ); RT 4.80 min; 5 mM  $\text{NH}_4\text{OAc}$ : ACN; 0.8 mL/min).

**Step 4: Synthesis of ethyl 3-((6-chloro-2-cyclopropyl-1-(1-ethyl-1H-pyrazol-4-yl)-7-fluoro-1H-indol-3-yl)thio)-2-fluorobenzoate (7):**

[00352] A solution of compound **11** (150 mg, 0.27 mmol) in toluene (10 mL) under inert atmosphere was purged with argon at RT for 10 min. To this, cyclopropylboronic acid (48 mg, 0.55 mmol), tricyclohexyl phosphine (16 mg, 0.05 mmol),  $\text{Pd}(\text{OAc})_2$  (6 mg, 0.02 mmol) and potassium phosphate (202 mg, 0.01 mmol) were added at RT under argon. The resultant solution was purged again with argon at RT for 5 min. The reaction mixture was then heated to reflux temperature and stirred for 3 h. The reaction was monitored by TLC & LC-MS; after completion of the reaction, the reaction was cooled to RT, diluted with EtOAc (20 mL) and filtered. The filtrate was washed with water ( $2 \times 10$  mL) and brine (10 mL), dried over  $\text{Na}_2\text{SO}_4$ , filtered and concentrated under reduced pressure to obtain the crude. This was purified (silica gel chromatography; 6% EtOAc/Hexanes) to afford **7** as a pale yellow solid.  **$^1\text{H}$  NMR (400 MHz,  $\text{CDCl}_3$ )**:  $\delta$  7.66-7.7.60 (m, 3H), 7.18 (d,  $J = 8.4$  Hz, 1H), 7.08 (dd,  $J = 8.4, 6.5$  Hz, 1H), 6.93 (t,  $J = 8.4$  Hz, 1H), 6.79-6.75 (m, 1H), 4.40 (q,  $J = 7.2$  Hz, 2H), 4.26 (q,  $J = 7.6$  Hz, 2H), 1.74-1.68 (m, 1H), 1.56 (t,  $J = 7.2$  Hz, 3H), 1.41 (t,  $J = 7.6$  Hz, 3H), 1.08-1.04 (m, 2H), 0.89-0.84 (m, 2H); **LC-MS (ESI)**: 92.9%;  $m/z$  502.5 ( $M^+$ ); (column: X Select CSH C-18,  $50 \times 3.0$  mm,  $3.5 \mu\text{m}$ ); RT 4.85 min; 5 mM  $\text{NH}_4\text{OAc}$ : ACN; 0.8 mL/min); **HPLC**: 93.1%; (column: Acquity BEH C-18 ( $50 \times 2.1$  mm,  $1.7 \mu$ ); RT 3.44 min; ACN: 0.025% TFA (aq); 0.5 mL/min).

**Example 10: Synthesis of 6-((6-chloro-2-cyclopropyl-1-(1-ethyl-1H-pyrazol-4-yl)-7-fluoro-1H-indol-3-yl)thio)picolinic acid (Compound 1-92)**



**Step 1: Synthesis of 1-(2-amino-4-chloro-3-fluorophenyl)-2-chloroethan-1-one (2):**

[00353] To a stirred solution of  $\text{AlCl}_3$  (10.0 g, 75.01 mmol) and  $\text{BCl}_3$  (1M in n-hexane) (74 mL, 75.01 mmol) in  $\text{CH}_2\text{Cl}_2$  (80 mL) was added 3-chloro-2-fluoroaniline **1** (9.0 g, 6.18 mmol) followed by a solution of chloroacetonitrile (11.6 g, 153.64 mmol) in  $\text{CH}_2\text{Cl}_2$  (20 mL) at 0 °C under inert atmosphere. The reaction mixture was allowed to stir at RT for 30 minutes; heated to reflux temperature and maintained for additional 14 h. The reaction mixture was then cooled to 0 °C, added aqueous 3N HCl solution (100 mL) and raised the temperature to reflux and stirred for 3 h. After completion of the reaction (TLC), the reaction mixture was cooled RT, diluted with water (50 mL) and extracted with  $\text{CH}_2\text{Cl}_2$  (2 x 150 mL). The combined organic extracts were dried over  $\text{Na}_2\text{SO}_4$ , filtered and concentrated under reduced pressure to obtain the crude. The crude was purified by triturating with n-pentane to afford compound **2** (4.5 g, 33%) as an off-white solid.  $^1\text{H}$  NMR (500 MHz,  $\text{DMSO-d}_6$ ):  $\delta$  7.61 (d,  $J$  = 9.0 Hz, 1H), 7.35 (br s, 2H), 6.72 (d,  $J$  = 9.0 Hz, 1H), 5.06 (s, 2H).

**Step 2: Synthesis of 6-chloro-2-cyclopropyl-7-fluoro-1H-indole (3):**

[00354] To a stirred solution of compound **2** (4.5 g, 20.3 mmol) in toluene (50 mL) was added cyclopropyl magnesium bromide (0.5 M in THF; 102.0 mL, 50.9 mmol) at 0 °C under inert atmosphere. The reaction mixture was stirred at 0 °C for 15 min and then warmed to RT and stirring was continued for additional 1 h. After completion of the reaction (TLC), the reaction mixture was quenched with sat. NH<sub>4</sub>Cl solution (10 mL) and extracted with EtOAc (3 x 75 mL). The combined organic extracts were dried over Na<sub>2</sub>SO<sub>4</sub>, filtered and concentrated under reduced pressure to obtain the crude. The crude was purified (silica gel column chromatography; 1% EtOAc/Hexanes to afford compound **3** (2.7 g, 63%) as an off-white solid. <sup>1</sup>H NMR (500 MHz, DMSO-d<sub>6</sub>): δ 11.55 (s, 1H), 7.18 (d, J = 8.5 Hz, 1H), 6.97 (dd, J = 8.5, 6.5 Hz, 1H), 6.16 (s, 1H), 2.03-1.99 (m, 1H), 0.99-0.96 (m, 2H), 0.83-0.80 (m, 2H); LC-MS (ESI): 91.6%; m/z 208.1 (M - H<sup>+</sup>); (column: X Select CSH C-18, 50 × 3.0 mm, 3.5 μm); RT 4.32 min; 5 mM NH<sub>4</sub>OAc: ACN; 0.8 mL/min).

**Step 3: Synthesis of 6-chloro-2-cyclopropyl-1-(1-ethyl-1H-pyrazol-4-yl)-7-fluoro-1H-indole (5):**

[00355] To a solution of compound **3** (4.3 g, 20.5 mmol) in toluene (50 mL) were added 4-bromo-1-ethyl-1H-pyrazole **4** (Example 2, Step 3; 4.0 g, 22.8 mmol), potassium phosphate (11.0 g, 51.2 mmol), N,N'-dimethylethylenediamine (722 mg, 8.2 mmol) and Cu(I)I (390 mg, 2.0 mmol) at RT under inert atmosphere. The reaction solution was purged with argon for 15 min and then sealed the tube. The reaction mixture was heated to 140 °C and stirred for 16 h. After completion of the reaction (TLC), the reaction mixture was cooled to RT, diluted with EtOAc (50 mL) and filtered. The filtrate was washed with water (40 mL), brine (40 mL), dried over Na<sub>2</sub>SO<sub>4</sub>, filtered and concentrated under reduced pressure to obtain the crude. The crude was purified (silica gel column chromatography; 9% EtOAc/Hexanes) to afford compound **5** (3.9 g, 63%) as a pale brown solid. <sup>1</sup>H NMR (400 MHz, CDCl<sub>3</sub>): δ 7.64 (s, 1H), 7.60 (s, 1H), 7.16 (d, J = 8.4 Hz, 1H), 7.01 (dd, J = 8.4, 6.4 Hz, 1H), 6.12 (s, 1H), 4.25 (q, J = 7.2 Hz, 2H), 1.69-1.62 (m, 1H), 1.56 (t, J = 7.2 Hz, 3H), 0.92-0.87 (m, 2H), 0.76-0.72 (m, 2H); LC-MS (ESI): 98.6%; m/z 304.3 (M + H<sup>+</sup>); (column: X Select C-18, 50 × 3.0 mm, 3.5 μm); RT 4.23 min; 5 mM NH<sub>4</sub>OAc: ACN; 0.8 mL/min).

**Step 4: Synthesis of methyl 6-((4-methoxybenzyl) thio) picolinate (8):**

[00356] To a stirred solution of methyl 6-bromopicolinate **7** (8 g, 37.2 mmol) in 1, 4-dioxane (110 mL) under inert atmosphere were added (4-methoxyphenyl) methanethiol (5.7 g, 37.0 mmol), xantphos (1.1 g, 1.9 mmol), diisopropyl ethyl amine (13.6 mL, 74.0 mmol), Pd<sub>2</sub>(dba)<sub>3</sub> (847 mg, 0.9 mmol) at RT, degassed under argon for 15 min; heated to reflux and stirred for 1 h. After

completion of the reaction (TLC), the reaction mixture was diluted with water (500 mL) and extracted with EtOAc (3 x 500 mL). The combined organic extracts were dried over Na<sub>2</sub>SO<sub>4</sub>, filtered and concentrated under reduced pressure to obtain the crude. The crude was purified (silica gel column chromatography; 10% EtOAc/ hexanes) to afford compound **8** (8 g, 75%) as yellow solid. **<sup>1</sup>H NMR (400 MHz, CDCl<sub>3</sub>):** δ 7.78 (d, J = 7.6 Hz, 1H), 7.57 (t, J = 8.0 Hz, 1H), 7.42-7.40 (m, 2H), 7.29-7.25 (m, 1H), 6.82 (d, J = 8.4 Hz, 2H), 4.44 (s, 2H), 4.00 (s, 3H), 3.77 (s, 3H); **LC-MS:** 95.7%; 290.3 (M<sup>+</sup>+1); (column: X Select C-18, 50 × 3.0 mm, 3.5 μm); RT 4.10 min. 5 mM NH<sub>4</sub>OAc: ACN; 0.8 mL/min).

**Step 5: Synthesis of methyl 6-mercaptopicolinate (6):**

[00357] A stirred solution of compound **8** (6 g, 20.7 mmol) in Trifluoro acetic acid (50 mL) under inert atmosphere was heated to reflux and stirred for 16 h. After completion of the reaction (TLC), the volatiles were removed under reduced pressure. The residue was diluted with EtOAc (500 mL), washed with aqueous NaHCO<sub>3</sub> solution (3 x 250 mL). The organic extract were dried over Na<sub>2</sub>SO<sub>4</sub>, filtered and concentrated under reduced pressure to obtain the compound **6** (3.5 g, crude) as pale brown solid. **LC-MS:** 61.1%; 170 (M<sup>+</sup>+1); (column: X Select C-18, 50 × 3.0 mm, 3.5 μm); RT 1.41 min. 5 mM NH<sub>4</sub>OAc: ACN; 0.8 mL/min).

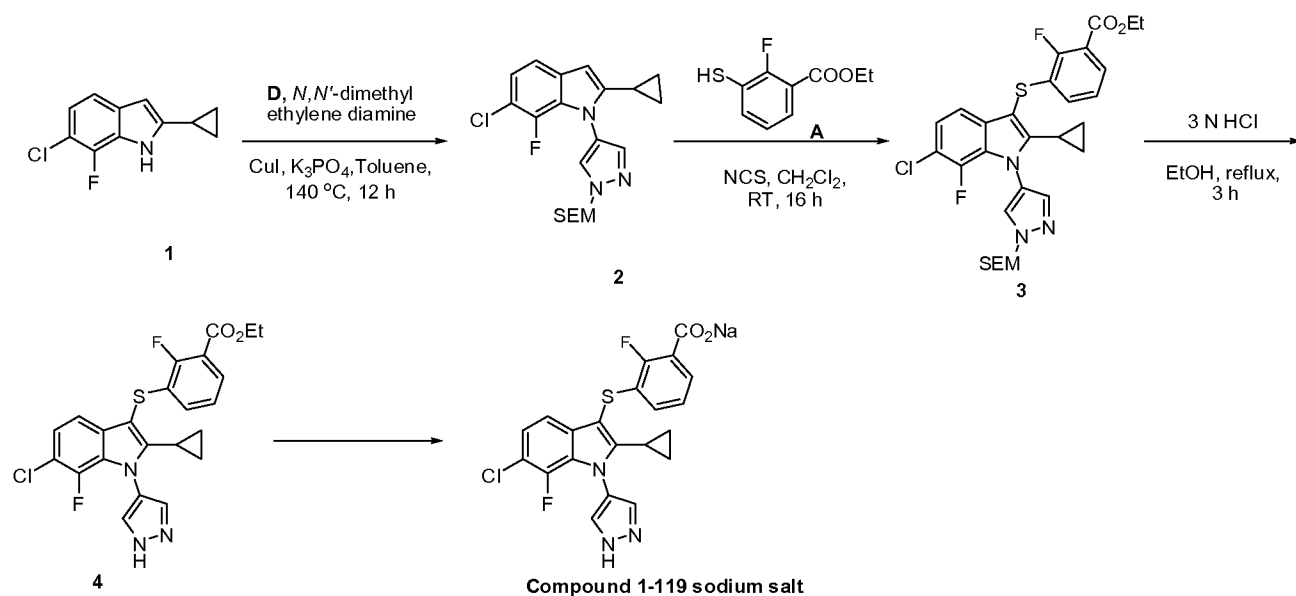
**Step 6: Synthesis of methyl 6-((6-chloro-2-cyclopropyl-1-(1-ethyl-1H-pyrazol-4-yl)-7-fluoro-1H-indol-3-yl)thio)picolinate (9):**

[00358] To a stirred solution of methyl 6-mercaptopicolinate **6** (3.15 g, crude) in CH<sub>2</sub>Cl<sub>2</sub> (50 mL) under inert atmosphere was added NCS (2.49 g, 18.63 mmol) at RT and stirred for 1 h. To this, indole **5** (5.6 g, 18.47 mmol) in CH<sub>2</sub>Cl<sub>2</sub> (50 mL) was added at RT and stirred for 16 h. After completion of the reaction (TLC), the reaction mixture was diluted CH<sub>2</sub>Cl<sub>2</sub> (100 mL) washed with water (3 x 100 mL). The organic extract was dried over Na<sub>2</sub>SO<sub>4</sub>, filtered and concentrated under reduced pressure to obtain the crude. The crude was purified (silica gel column chromatography; 10% EtOAc/ hexanes) to afford **9** (2.8 g, 32%) as a pale brown solid. **<sup>1</sup>H NMR (500 MHz, DMSO-d<sub>6</sub>):** δ 7.79 (d, J = 7.5 Hz, 1H), 7.66 (d, J = 10.5 Hz, 2H), 7.51 (t, J = 7.5 Hz, 1H), 7.19 (d, J = 8.5 Hz, 1H), 7.10-7.07 (m, 1H), 6.78 (d, J = 8.0 Hz, 1H), 4.28 (q, 2H), 4.00 (s, 3H), 1.75-1.69 (m, 1H), 1.58 (t, J = 7.0 Hz, 3H), 1.09-1.08 (m, 2H), 0.87-0.84 (m, 2H); **LC-MS:** 98.4%; m/z 471.4 (M + H<sup>+</sup>); (column; X-select CSH C-18, (50 × 3.0 mm, 3.5 μm); RT 4.25 min. 5.0 mM NH<sub>4</sub>OAc (Aq): ACN; 0.8 mL/min); **HPLC:** 98.1%; (column: Acquity BEH C-18 (50 x 2.1 mm, 1.7 μm); RT 3.02 min. ACN: 0.025% TFA (aq); 0.5 mL/min).

**Step 7: Synthesis of 6-((6-chloro-2-cyclopropyl-1-(1-ethyl-1H-pyrazol-4-yl)-7-fluoro-1H-indol-3-yl)thio)picolinic acid sodium salt (Compound 1-92 sodium salt):**

[00359] To a stirred solution of compound **9** (2.81 g, 5.97 mmol) in THF : water (4:1) (40 mL) was added 1M aq. NaOH solution (6.03 mL, 6.03 mmol) and the mixture was heated at 60 °C for 1 h. After completion of the reaction, the solvent was removed to afford **Compound 1-92** (2.83 g, 100%) as a light brown solid. LC-MS: 457 ( $M^+ + 1$ ).

**Example 11: Synthesis of 3-((6-chloro-2-cyclopropyl-7-fluoro-1-(1H-pyrazol-4-yl)-1H-indol-3-yl)thio)-2-fluorobenzoic acid sodium salt (Compound 1-119)**



**Step 1: Synthesis of ethyl 3-((6-chloro-2-cyclopropyl-7-fluoro-1-(1-((2-(trimethylsilyl)ethoxy) methyl)-1H-pyrazol-4-yl)-1H-indol-3-yl)thio)-2-fluorobenzoate (3):**

[00360] Following the procedure of Example 9, Steps 3 and 4 but using Intermediate **D** in place of Intermediate **B** in Step 3, the title compound **3** was obtained as a pale brown syrup. <sup>1</sup>H NMR (400 MHz, CDCl<sub>3</sub>):  $\delta$  7.85 (s, 1H), 7.73 (s, 1H), 7.64 (t,  $J$  = 7.5 Hz, 1H), 7.20 (d,  $J$  = 8.0 Hz, 1H), 7.12-7.09 (m, 1H), 6.95 (t,  $J$  = 7.5 Hz, 1H), 6.79 (t,  $J$  = 6.5 Hz, 1H), 5.54 (s, 2H), 4.42 (q, 2H), 3.62 (t,  $J$  = 7.5 Hz, 2H), 1.70-1.65 (m, 1H), 1.42 (t,  $J$  = 7.0 Hz, 3H), 1.06-1.05 (m, 2H), 0.96 (t,  $J$  = 8.5 Hz, 2H), 0.89-0.87 (m, 2H), 0.03 (s, 9H); LC-MS (ESI):  $m/z$  604.6 ( $M + H^+$ ).

**Step 2: Synthesis of ethyl 3-((6-chloro-2-cyclopropyl-7-fluoro-1-(1H-pyrazol-4-yl)-1H-indol-3-yl)thio)-2-fluorobenzoate (4):**

[00361] To a stirred solution of compound **3** (140 mg, 0.23 mmol) in EtOH (17 mL) was added 3 N HCl (4 mL) at RT and heated to reflux for 3 h. After completion of the reaction (TLC), the pH of the mixture was neutralized with Et<sub>3</sub>N (2 mL) and extracted with EtOAc (2 x 30 mL). The combined organic extracts were dried (Na<sub>2</sub>SO<sub>4</sub>), filtered and concentrated under reduced pressure

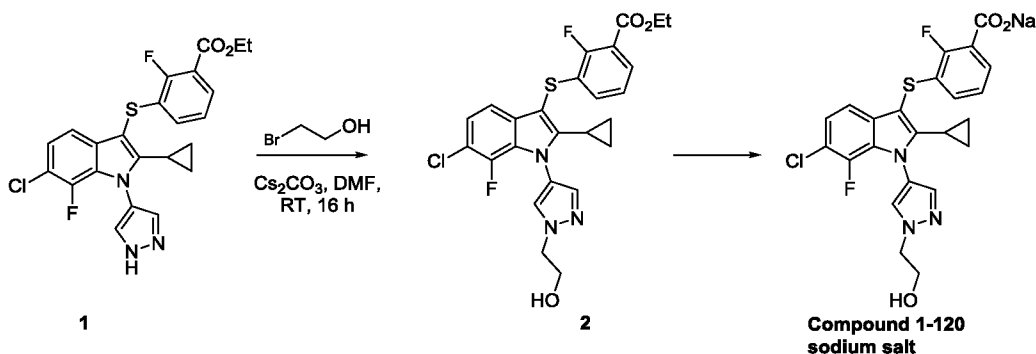


to obtain the crude. The crude was titrated with *n*-pentane, dried under reduced pressure to afford **4** (90 mg, 90%) as a pale brown solid. **<sup>1</sup>H NMR (500 MHz, DMSO-*d*<sub>6</sub>):**  $\delta$  13.21 (br s, 1H), 8.24 (s, 1H), 7.84 (s, 1H), 7.60 (t, *J* = 6.5 Hz, 1H), 7.21-7.11 (m, 3H), 6.84 (t, *J* = 6.5 Hz, 1H), 4.34 (q, 2H), 1.81-1.76 (m, 1H), 1.32 (t, *J* = 8.0 Hz, 3H), 0.93-0.90 (m, 2H), 0.84-0.79 (m, 2H); **LC-MS (ESI):** *m/z* 474.9 (*M* + *H*<sup>+</sup>).

**Step 3: Synthesis of 3-((6-chloro-2-cyclopropyl-7-fluoro-1-(1*H*-pyrazol-4-yl)-1*H*-indol-3-yl)thio)-2-fluorobenzoic acid sodium salt (Compound 1-119)**

[00362] To a solution of compound **4** (30 mg, 0.063 mmol) in THF : water (3:1) (4 mL) was added 1M aq. NaOH solution (0.063 mL, 0.063 mmol) at RT and then heat at 60 °C overnight. After the completion of the reaction, solvent was removed to afford **Compound 1-119 sodium salt** (29 mg, 100%) as an off-white solid. **LC-MS:** *m/z* 446 (*M*+1).

**Example 12: Synthesis of 3-((6-chloro-2-cyclopropyl-7-fluoro-1-(1-(2-hydroxyethyl)-1*H*-pyrazol-4-yl)-1*H*-indol-3-yl)thio)-2-fluorobenzoic acid sodium salt (Compound 1-120)**



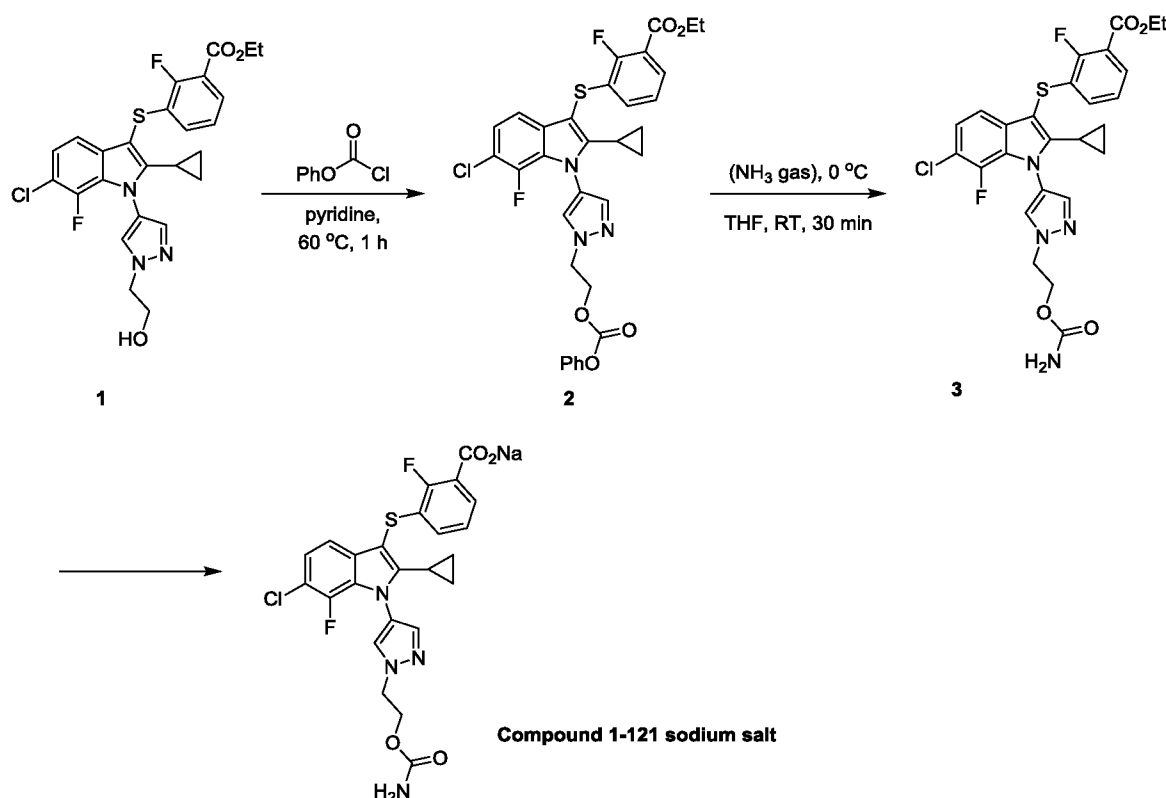
**Step 1: Synthesis of ethyl 3-((6-chloro-2-cyclopropyl-7-fluoro-1-(1-(2-hydroxyethyl)-1*H*-pyrazol-4-yl)-1*H*-indol-3-yl)thio)-2-fluorobenzoate (2):**

[00363] To a stirred solution of indole **1** (Example 11, Step 3; 480 mg, 1.01 mmol) in DMF (10 mL) under inert atmosphere were added Cs<sub>2</sub>CO<sub>3</sub> (1.32 g, 4.05 mmol) and 2-bromoethanol (152 mg, 1.27 mmol) at RT and stirred for 16 h. The mixture was diluted with water (20 mL) and extracted with EtOAc (3 x 20 mL). The combined organic extracts were dried (Na<sub>2</sub>SO<sub>4</sub>), filtered and concentrated under reduced pressure to obtain the crude. This was purified (silica gel; 55% EtOAc/ hexanes) to obtain compound **2** (100 mg, 19%) as a colorless syrup. **<sup>1</sup>H NMR (400 MHz, CDCl<sub>3</sub>):**  $\delta$  7.72 (d, *J* = 6.8 Hz, 2H), 7.62 (dt, *J* = 8.0 Hz, 1.6 Hz, 1H), 7.18 (d, *J* = 8.4 Hz, 1H), 7.10-7.07 (m, 1H), 6.94 (t, *J* = 8.0 Hz, 1H), 6.78 (dt, *J* = 8.0, 1.6 Hz, 1H), 4.41 (q, 2H), 4.36-4.34 (m, 2H), 4.10 (t, *J* = 4.8 Hz, 2H), 2.72 (br s, 1H), 1.74-1.67 (m, 1H), 1.41 (t, *J* = 7.2 Hz, 3H), 1.08-1.04 (m, 2H), 0.90-0.85 (m, 2H); **LC-MS:** *m/z* 518.7 (*M* + *H*<sup>+</sup>).

**Step 2: Synthesis of 3-((6-chloro-2-cyclopropyl-7-fluoro-1-(1-(2-hydroxyethyl)-1H-pyrazol-4-yl)-1H-indol-3-yl)thio)-2-fluorobenzoic acid sodium salt (Compound 1-120)**

[00364] Following the procedure of Example 11, Step 3 but using Intermediate **2** in place of Intermediate **4** in Step 3, the title **Compound 1-120 sodium salt** was obtained as a white solid. LC-MS:  $m/z$  490 ( $M+1$ ).

**Example 13: Synthesis of 3-((1-(1-(2-(carbamoyloxy)ethyl)-1H-pyrazol-4-yl)-6-chloro-2-cyclopropyl-7-fluoro-1H-indol-3-yl)thio)-2-fluorobenzoic acid sodium salt (Compound 1-121)**



**Step 1: Synthesis of ethyl 3-((6-chloro-2-cyclopropyl-7-fluoro-1-(1-(2-phenoxy-carbonyl)oxy)ethyl)-1H-pyrazol-4-yl)-1H-indol-3-yl)thio)-2-fluorobenzoate (2):**

[00365] To a stirred solution of indole **1** (Example 12, Step 1; 50 mg, 0.096 mmol) in pyridine (2 mL) under inert atmosphere was added phenyl chloroformate (18 mg, 0.11 mmol) at 0 °C; heated to 60 °C and stirred for 1 hr. The mixture was diluted with water (20 mL), acidified with 1 *N* aq. HCl (5 mL) and extracted with EtOAc (2 x 10 mL). The combined organic extracts were washed with brine (10 mL), dried (Na<sub>2</sub>SO<sub>4</sub>), filtered and concentrated under reduced pressure to obtain the crude. This was purified (silica gel; 30% EtOAc/ hexanes) to afford compound **2** (20 mg, 32%) as a yellow oil. LC-MS (ESI):  $m/z$  638.5 ( $M + H^+$ ).

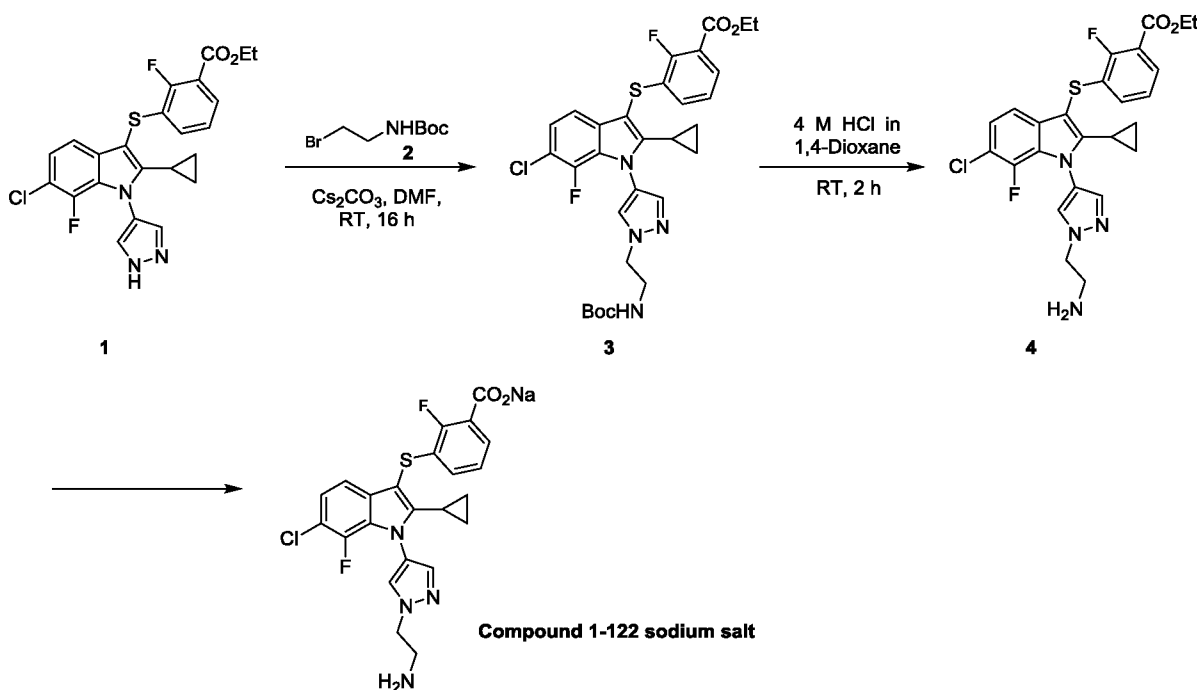
**Step 2: Synthesis of ethyl 3-((1-(1-(2-(carbamoyloxy)ethyl)-1H-pyrazol-4-yl)-6-chloro-2-cyclopropyl-7-fluoro-1H-indol-3-yl)thio)-2-fluorobenzoate (3):**

[00366] To a stirred solution of compound **2** (20 mg, 0.031 mmol) in THF (3 mL) under inert atmosphere was passed ammonia gas at 0 °C for 15 min; warmed to RT and stirred for 30 min. The volatiles were removed under reduced pressure and the crude was purified by triturating with *n*-pentane (2 x 5 mL) and dried under reduced pressure to afford **3** (6 mg, 35%) as a pale brown oil. <sup>1</sup>H NMR (500 MHz, CDCl<sub>3</sub>): δ 7.73 (s, 1H), 7.70 (s, 1H), 7.64 (t, *J* = 8.0 Hz, 1H), 7.20 (d, *J* = 8.5 Hz, 1H), 7.11-7.08 (m, 1H), 6.95 (t, *J* = 8.0 Hz, 1H), 6.79 (t, *J* = 8.0 Hz, 1H), 4.65 (br s, 2H), 4.54-4.47 (m, 4H), 4.42 (q, 2H), 1.74-1.70 (m, 1H), 1.43 (t, *J* = 7.5 Hz, 3H), 1.07-1.05 (m, 2H), 0.91-0.88 (m, 2H); LC-MS: *m/z* 561.7 (M + H<sup>+</sup>).

**Step 3: Synthesis of 3-((1-(1-(2-(carbamoyloxy)ethyl)-1H-pyrazol-4-yl)-6-chloro-2-cyclopropyl-7-fluoro-1H-indol-3-yl)thio)-2-fluorobenzoic acid sodium salt (Compound 1-121)**

[00367] To a solution of compound **3** (5 mg, 0.009 mmol) in THF : water (3:1) (4 mL) was added 1M aq. NaOH solution (0.009 mL, 0.009 mmol) at RT overnight. After the completion of the reaction, solvent was removed to afford **Compound 1-121 sodium salt** (5 mg, 100%) as an off-white solid. LC-MS: *m/z* 533 (M+1).

**Example 14: Synthesis of 3-((1-(1-(2-aminoethyl)-1H-pyrazol-4-yl)-6-chloro-2-cyclopropyl-7-fluoro-1H-indol-3-yl)thio)-2-fluorobenzoic acid sodium salt (Compound 1-122)**



**Step 1: Synthesis of ethyl 3-((1-(1-(2-((tert-butoxycarbonyl)amino)ethyl)-1H-pyrazol-4-yl)-6-chloro-2-cyclopropyl-7-fluoro-1H-indol-3-yl)thio)-2-fluorobenzoate (3):**

[00368] To a stirred solution of indole **1** (Example 11, Step 3; 300 mg, 0.63 mmol) in DMF (5 mL) under inert atmosphere were added Cs<sub>2</sub>CO<sub>3</sub> (310 mg, 0.95 mmol) and *tert*-butyl (2-bromoethyl)carbamate **2** (213 mg, 0.95 mmol) at RT and stirred for 16 h. The mixture was quenched with sat. aq. NH<sub>4</sub>Cl (10 mL) and extracted with EtOAc (2 x 30 mL). The combined organic extracts were dried (Na<sub>2</sub>SO<sub>4</sub>), filtered and concentrated under reduced pressure to obtain the crude which was purified (silica gel; 30% EtOAc/ hexanes) to afford compound **3** (200 mg, 51%) as a colorless syrup. <sup>1</sup>H NMR (500 MHz, CDCl<sub>3</sub>): δ 7.71 (s, 1H), 7.65-7.62 (m, 2H), 7.19 (d, *J* = 8.5 Hz, 1H), 7.11-7.08 (m, 1H), 6.95 (t, *J* = 8.0 Hz, 1H), 6.79 (t, *J* = 6.5 Hz, 1H), 4.82 (br s, 1H), 4.41 (q, 2H), 4.34 (t, *J* = 5.0 Hz, 2H), 3.65-2.04 (m, 2H), 1.72-1.68 (m, 1H), 1.43 (t, *J* = 7.5 Hz, 3H), 1.29 (s, 9H), 1.06-1.03 (m, 2H), 0.89-0.85 (m, 2H); LC-MS: 517.4 (Des-Boc) (M + H<sup>+</sup>).

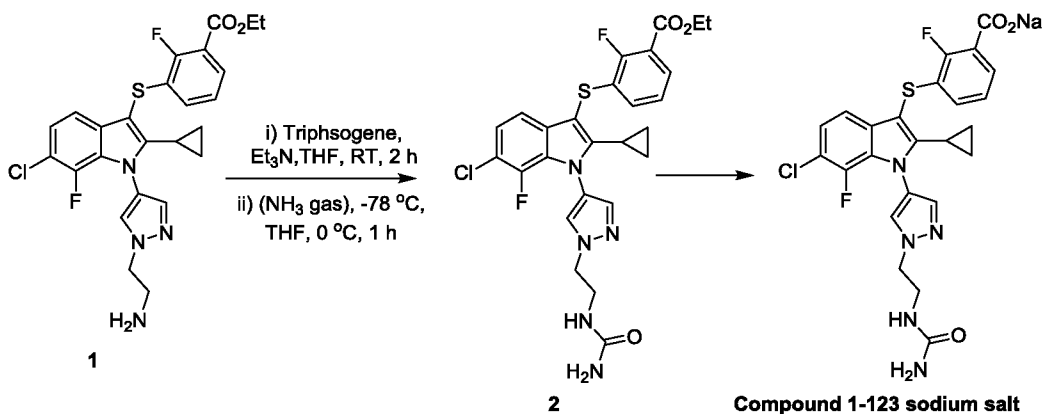
**Step 2: Synthesis of ethyl 3-((1-(1-(2-aminoethyl)-1H-pyrazol-4-yl)-6-chloro-2-cyclopropyl-7-fluoro-1H-indol-3-yl)thio)-2-fluorobenzoate (4):**

[00369] A solution of compound **3** (200 mg, 0.32 mmol) in 4.0 M HCl in 1,4-dioxane (5 mL) under inert atmosphere was stirred at 0 °C-RT for 2 h. The volatiles were removed under reduced pressure. The residue was diluted with water (5 mL), basified with aq. NaHCO<sub>3</sub> (5 mL) and extracted with EtOAc (2 x 20 mL). The combined organic extracts were dried (Na<sub>2</sub>SO<sub>4</sub>), filtered and concentrated under reduced pressure to afford **4** (130 mg, 81%) as an off-white solid. <sup>1</sup>H NMR (400 MHz, DMSO-*d*<sub>6</sub>): δ 8.24 (s, 1H), 7.82 (s, 1H), 7.60 (t, *J* = 6.8 Hz, 1H), 7.22-7.11 (m, 3H), 6.84 (t, *J* = 6.8 Hz, 1H), 4.33 (q, 2H), 4.17 (t, *J* = 6.0 Hz, 2H), 2.98 (t, *J* = 6.0 Hz, 2H), 1.84-1.80 (m, 3H), 1.32 (t, *J* = 7.2 Hz, 3H), 0.92-0.91 (m, 2H), 0.84-0.82 (m, 2H); MS: *m/z* 517.6 (M + H<sup>+</sup>).

**Step 3: Synthesis of 3-((1-(1-(2-aminoethyl)-1H-pyrazol-4-yl)-6-chloro-2-cyclopropyl-7-fluoro-1H-indol-3-yl)thio)-2-fluorobenzoic acid sodium salt (Compound 1-122)**

[00370] Following the procedure of Example 11, Step 3 but using Intermediate **4** in place of Intermediate **4** in Step 3, the title **Compound 1-122 sodium salt** was obtained as an off-white solid. LC-MS: *m/z* 489 (M+1).

**Example 15: Synthesis of 3-((6-chloro-2-cyclopropyl-7-fluoro-1-(1-(2-ureidoethyl)-1H-pyrazol-4-yl)-1H-indol-3-yl)thio)-2-fluorobenzoic acid sodium salt (Compound 1-123)**



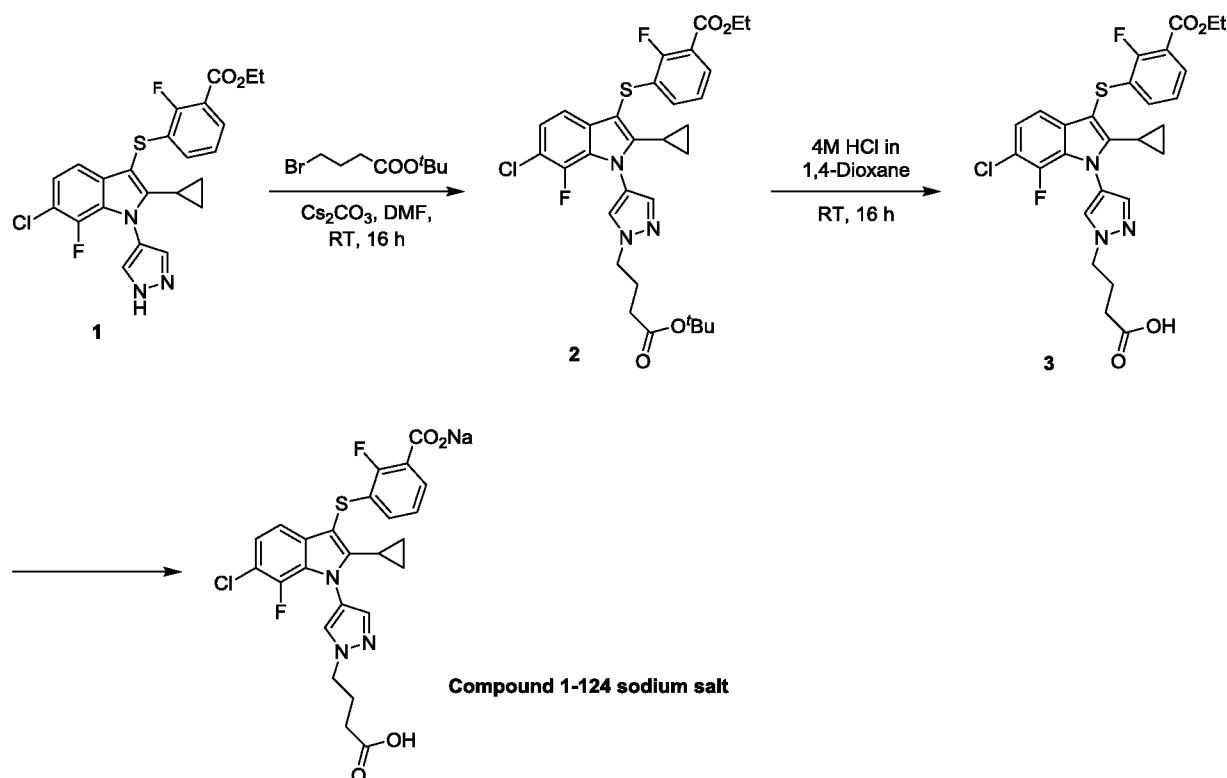
**Step 1: Synthesis of ethyl 3-((6-chloro-2-cyclopropyl-7-fluoro-1-(1-(2-ureidoethyl)-1H-pyrazol-4-yl)-1H-indol-3-yl)thio)-2-fluorobenzoate (2)**

[00371] To a stirred solution of indole **1** (Example 14, Step 2; 80 mg, 0.15 mmol) in THF (5 mL) under inert atmosphere were added Et<sub>3</sub>N (0.04 mL, 0.31 mmol) and triphosgene (18.3 mg, 0.06 mmol) at 0 °C, stirred for 1 h, warmed to RT and stirred for 2 h. To this solution of crude isocyanate was passed ammonia gas at -78 °C for 10 min; warmed to 0 °C and stirred for 1 hr. The mixture was diluted with water and extracted with EtOAc (2 x 20 mL). The combined organic extracts were dried (Na<sub>2</sub>SO<sub>4</sub>), filtered and concentrated under reduced pressure to obtain the crude. This was purified by triturating with Et<sub>2</sub>O (2 x 5 mL) and dried under reduced pressure to afford **2** (30 mg, 34%) as an off-white solid. <sup>1</sup>H NMR (400 MHz, DMSO-*d*<sub>6</sub>): δ 8.19 (s, 1H), 7.82 (s, 1H), 7.60 (t, *J* = 7.2 Hz, 1H), 7.22-7.11 (m, 3H), 6.84 (t, *J* = 7.2 Hz, 1H), 6.04-6.03 (m, 1H), 5.53 (br s, 2H), 4.33 (q, 2H), 4.21 (t, *J* = 6.0 Hz, 2H), 3.43 (t, *J* = 6.0 Hz, 2H), 1.84-1.78 (m, 1H), 1.32 (t, *J* = 7.2 Hz, 3H), 0.92-0.91 (m, 2H), 0.87-0.85 (m, 2H); MS: *m/z* 560.6 (M + H<sup>+</sup>).

**Step 2: Synthesis of 3-((6-chloro-2-cyclopropyl-7-fluoro-1-(1-(2-ureidoethyl)-1H-pyrazol-4-yl)-1H-indol-3-yl)thio)-2-fluorobenzoic acid sodium salt (Compound 1-123)**

[00372] Following the procedure of Example 13, Step 3 but using Intermediate **2** in place of Intermediate **3** in Step 3, the title **Compound 1-123 sodium salt** was obtained as an off-white solid. LC-MS: *m/z* 532 (M+1).

**Example 16: Synthesis of 3-((1-(1-(3-carboxypropyl)-1H-pyrazol-4-yl)-6-chloro-2-cyclopropyl-7-fluoro-1H-indol-3-yl)thio)-2-fluorobenzoic acid sodium salt (Compound 1-124)**



**Step 1: Synthesis of ethyl 3-((1-(1-(4-(tert-butoxy)-4-oxobutyl)-1H-pyrazol-4-yl)-6-chloro-2-cyclopropyl-7-fluoro-1H-indol-3-yl)thio)-2-fluorobenzoate (2):**

[00373] To a stirred solution of indole **1** (Example 11, Step 3; 200 mg, 0.42 mmol) in DMF (5 mL) under inert atmosphere were added  $\text{Cs}_2\text{CO}_3$  (206 mg, 0.63 mmol) and *tert*-butyl 4-bromobutanoate (141 mg, 0.63 mmol) at RT and stirred for 16 h. The mixture was diluted with ice cold water (20 mL) and extracted with EtOAc (3 x 30 mL). The combined organic extracts were dried ( $\text{Na}_2\text{SO}_4$ ), filtered and concentrated under reduced pressure to obtain the crude. This was purified (silica gel chromatography; 20% EtOAc/ hexanes) to afford compound **2** (180 mg, 70%) as a pale brown oil.  $^1\text{H NMR}$  (400 MHz,  $\text{CDCl}_3$ ):  $\delta$  7.67 (s, 1H), 7.64 (s, 1H), 7.63-7.60 (m, 1H), 7.18 (d,  $J = 8.4$  Hz, 1H), 7.10-7.06 (m, 1H), 6.93 (t,  $J = 8.0$  Hz, 1H), 6.77 (t,  $J = 7.6$  Hz, 1H), 4.41 (q, 2H), 4.28 (t,  $J = 6.8$  Hz, 2H), 2.28-2.19 (m, 4H), 1.74-1.66 (m, 1H), 1.46 (s, 9H), 1.41 (t,  $J = 7.2$  Hz, 3H), 1.06-1.02 (m, 2H), 0.89-0.84 (m, 2H); LC-MS (ESI):  $m/z$  618.6 ( $M + \text{H}^+$ ).

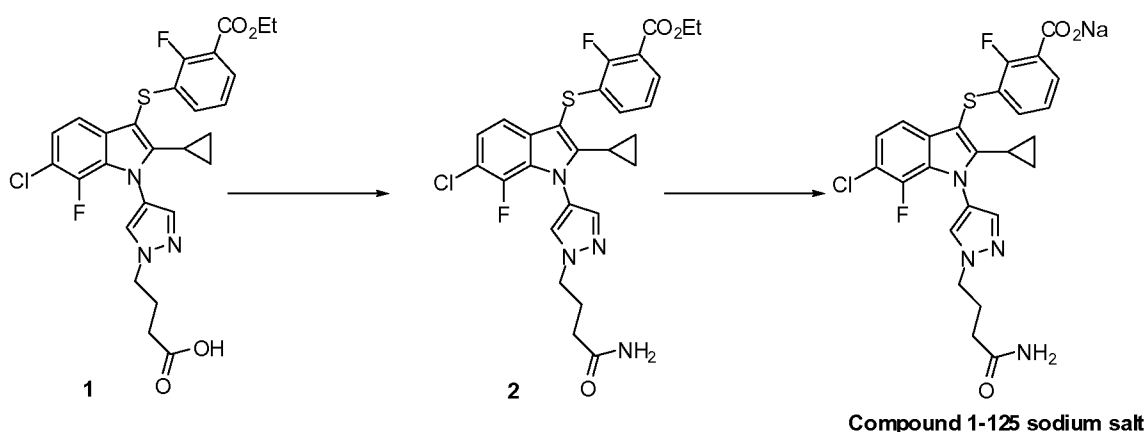
**Step 2: Synthesis of 4-(4-(6-chloro-2-cyclopropyl-3-((3-(ethoxycarbonyl)-2-fluorophenyl)thio)-7-fluoro-1H-indol-1-yl)-1H-pyrazol-1-yl)butanoic acid (3):**

[00374] A solution of compound **2** (100 mg, 0.29 mmol) in 4.0 M HCl in 1,4-dioxane (2 mL) under inert atmosphere was stirred at 0 °C-RT for 16 h. The volatiles were removed in vacuo and the residue was diluted with water (5 mL), basified with aq. NaHCO<sub>3</sub> (5 mL) and extracted with EtOAc (2 x 20 mL). The combined organic extracts were dried (Na<sub>2</sub>SO<sub>4</sub>), filtered and concentrated under reduced pressure to obtain the crude. This was purified by acid-base treatment to afford **3** (50 mg, 56%) as a white solid. <sup>1</sup>H NMR (500 MHz, DMSO-*d*<sub>6</sub>): δ 12.75 (br s, 1H), 8.24 (s, 1H), 7.82 (s, 1H), 7.59 (t, *J* = 7.0 Hz, 1H), 7.22-7.10 (m, 3H), 6.84 (t, *J* = 7.5 Hz, 1H), 4.33 (q, 2H), 4.22 (t, *J* = 7.0 Hz, 2H), 2.21 (t, *J* = 7.5 Hz, 2H), 2.06-2.03 (m, 2H), 1.81-1.78 (m, 1H), 1.32 (t, *J* = 7.0 Hz, 3H), 0.89-0.88 (m, 2H), 0.82-0.81 (m, 2H); MS: *m/z* 560.7 (M + H<sup>+</sup>).

**Step 3: Synthesis of 3-((1-(1-(3-carboxypropyl)-1H-pyrazol-4-yl)-6-chloro-2-cyclopropyl-7-fluoro-1H-indol-3-yl)thio)-2-fluorobenzoic acid sodium salt (Compound 1-124)**

[00375] To a solution of compound **3** (10 mg, 0.018 mmol) in THF : water (3:1) (4 mL) was added 1M aq. NaOH solution (0.036 mL, 0.036 mmol) at RT and then heated at 60°C overnight. After the completion of the reaction, solvent was removed to afford **Compound 1-124 sodium salt** (10 mg, 100%) as a white solid. LC-MS: *m/z* 532 (M+1).

**Example 17: Synthesis of 3-((1-(1-(4-amino-4-oxobutyl)-1H-pyrazol-4-yl)-6-chloro-2-cyclopropyl-7-fluoro-1H-indol-3-yl)thio)-2-fluorobenzoic acid sodium salt (Compound 1-125)**



**Step 1: Synthesis of ethyl 3-((1-(1-(4-amino-4-oxobutyl)-1H-pyrazol-4-yl)-6-chloro-2-cyclopropyl-7-fluoro-1H-indol-3-yl)thio)-2-fluorobenzoate (2):**

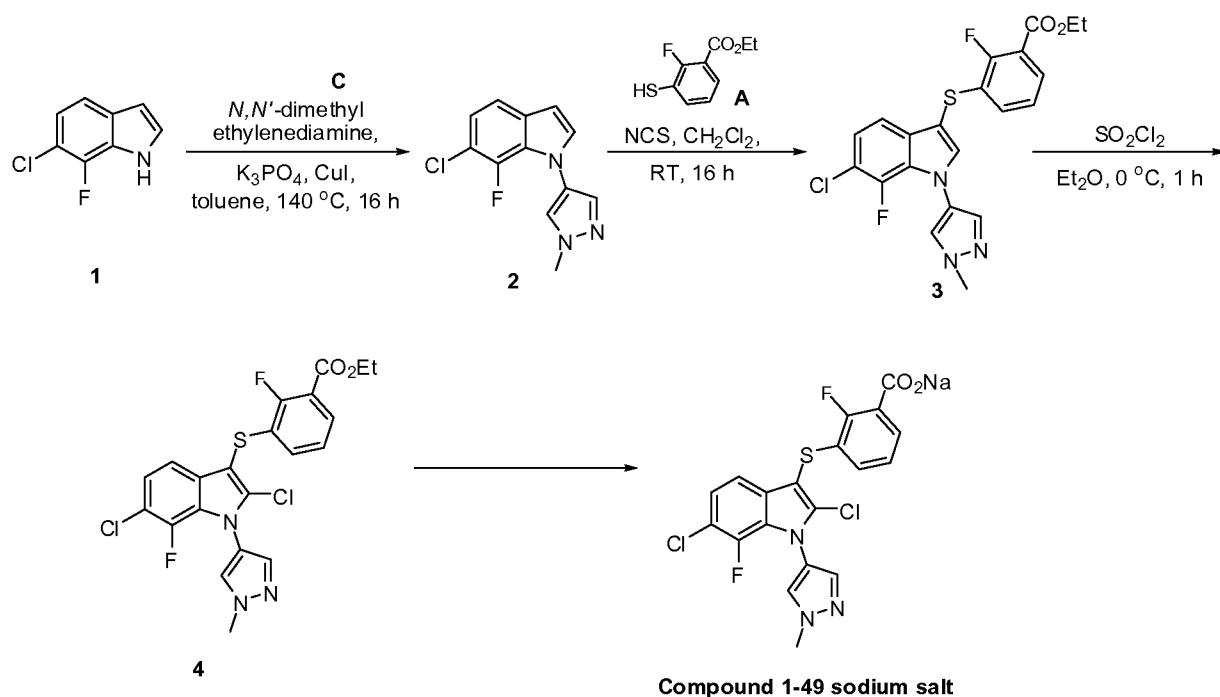
[00376] To a stirred solution of indole **1** (Example 16, Step 2; 150 mg, 0.26 mmol) in DMF (3 mL) under inert atmosphere were added EDCI.HCl (36 mg, 0.40 mmol), HOBT (61.5 mg, 0.40

mmol), NMM (0.07 mL, 0.67 mmol) at RT and stirred for 10 min. To this,  $\text{NH}_4\text{Cl}$  (17.1 mg, 0.32 mmol) was added at RT and stirred for 16 h. The mixture was diluted with water (30 mL) and extracted with EtOAc (2 x 30 mL). The combined organic extracts were washed with brine (20 mL), dried ( $\text{Na}_2\text{SO}_4$ ), filtered and dried under reduced pressure to obtain the crude. This was purified (silica gel; 2% MeOH/  $\text{CH}_2\text{Cl}_2$ ) to afford compound **2** (15 mg, 10%) as an off-white solid.  $^1\text{H}$  NMR (400 MHz,  $\text{DMSO}-d_6$ ):  $\delta$  8.23 (s, 1H), 7.81 (s, 1H), 7.60 (dt,  $J = 8.0, 1.6$  Hz, 1H), 7.29 (br s, 1H), 7.22-7.11 (m, 3H), 6.84 (dt,  $J = 8.0, 1.6$  Hz, 1H), 6.78 (br s, 1H), 4.33 (q, 2H), 4.20 (t,  $J = 6.4$  Hz, 2H), 2.08-2.02 (m, 4H), 1.82-1.77 (m, 1H), 1.32 (t,  $J = 7.2$  Hz, 3H), 0.92-0.88 (m, 2H), 0.86-0.80 (m, 2H); MS:  $m/z$  559.6 ( $\text{M} + \text{H}^+$ ).

**Step 2: Synthesis of 3-((1-(1-(4-amino-4-oxobutyl)-1H-pyrazol-4-yl)-6-chloro-2-cyclopropyl-7-fluoro-1H-indol-3-yl)thio)-2-fluorobenzoic acid sodium salt (Compound 1-125)**

[00377] Following the procedure of Example 11, Step 3 but using Intermediate **2** in place of Intermediate **4** in Step 3, the title **Compound 1-125 sodium salt** was obtained as a white solid. LC-MS:  $m/z$  531 ( $\text{M}+1$ ).

**Example 18: Synthesis of 3-((2,6-dichloro-7-fluoro-1-(1-methyl-1H-pyrazol-4-yl)-1H-indol-3-yl)thio)-2-fluorobenzoic acid sodium salt (Compound 1-49)**



**Step 1: Synthesis of ethyl 3-((6-chloro-7-fluoro-1-(1-methyl-1H-pyrazol-4-yl)-1H-indol-3-yl)thio)-2-fluorobenzoate (3):**

[00378] Following the procedure of Example 9, Steps 3 and 4 but using Intermediate **A** in place of Intermediate **B** in Step 3, the title compound **3** was obtained as a light brown solid.  $^1\text{H}$  NMR



(400 MHz, CDCl<sub>3</sub>):  $\delta$  7.68 (s, 1H), 7.67-7.64 (m, 2H), 7.43 (s, 1H), 7.28 (d  $J$  = 8.4 Hz, 1H), 7.16 (dd,  $J$  = 8.4, 6.0 Hz, 1H), 7.00-6.93 (m, 2H), 4.40 (q,  $J$  = 6.8 Hz, 2H), 3.99 (s, 3H), 1.40 (t,  $J$  = 6.8 Hz, 3H); LC-MS (ESI):  $m/z$  448.4 ( $M + H^+$ ).

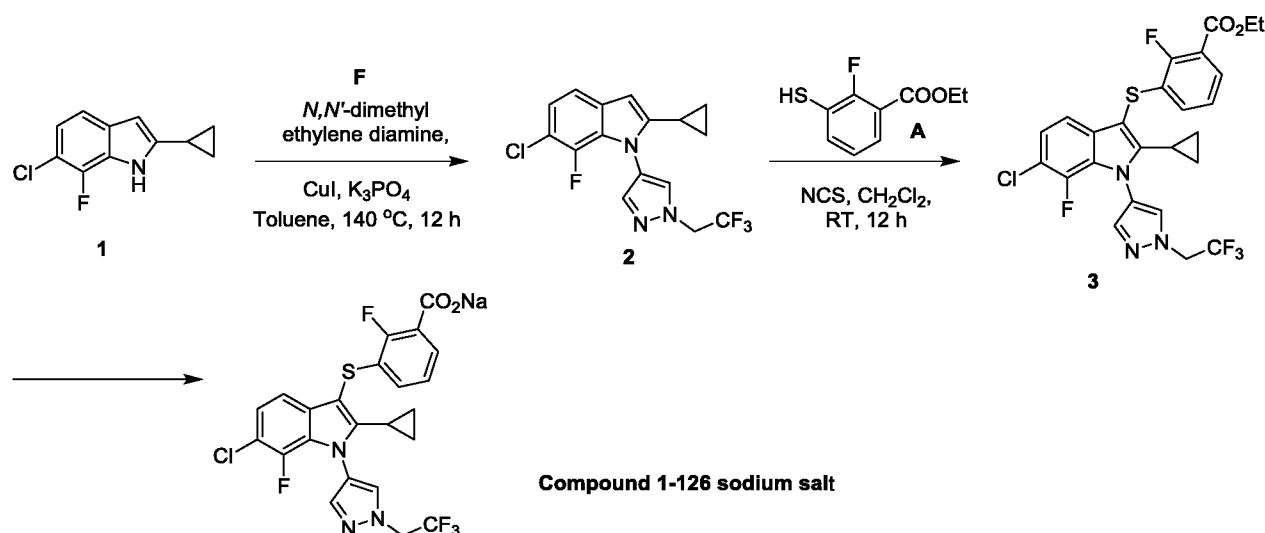
**Step 2: Synthesis of ethyl 3-((2,6-dichloro-7-fluoro-1-(1-methyl-1H-pyrazol-4-yl)-1H-indol-3-yl)thio)-2-fluorobenzoate (4):**

[00379] To a stirred solution of compound **3** (150 mg, 0.33 mmol) in Et<sub>2</sub>O (10 mL) under inert atmosphere was added SO<sub>2</sub>Cl<sub>2</sub> (87 mg, 0.65 mmol) at 0 °C and stirred for 1 h. The reaction mixture was quenched with water (10 mL) and extracted with EtOAc (2 x 20 mL). The combined organic extracts were dried over Na<sub>2</sub>SO<sub>4</sub> and concentrated under reduced pressure to obtain the crude. The crude was purified (silica gel; 15% EtOAc/ *n*-Hexane) to afford **4** (35 mg, 22%) as an off-white solid. <sup>1</sup>H NMR (500 MHz, CDCl<sub>3</sub>):  $\delta$  7.72-7.68 (m, 1H), 7.62 (s, 1H), 7.58 (s, 1H), 7.36 (d,  $J$  = 8.5 Hz, 1H), 7.24-7.19 (m, 1H), 7.08-6.79 (m, 2H), 4.42 (q,  $J$  = 7.0 Hz, 2H), 4.08 (s, 3H), 1.42 (t,  $J$  = 7.0 Hz, 3H); LC-MS:  $m/z$  482.4 ( $M^+$ ).

**Step 3: Synthesis of 3-((2,6-dichloro-7-fluoro-1-(1-methyl-1H-pyrazol-4-yl)-1H-indol-3-yl)thio)-2-fluorobenzoic acid sodium salt (Compound 1-49):**

[00380] Following the procedure of Example 11, Step 3 but using Intermediate **4** in place of Intermediate **4** in Step 3, the title **Compound 1-49 sodium salt** was obtained as a tan solid. LC-MS:  $m/z$  454 ( $M+1$ ).

**Example 19: Synthesis of 3-((6-chloro-2-cyclopropyl-7-fluoro-1-(1-(2,2,2-trifluoroethyl)-1H-pyrazol-4-yl)-1H-indol-3-yl)thio)-2-fluorobenzoic acid sodium salt (Compound 1-126)**



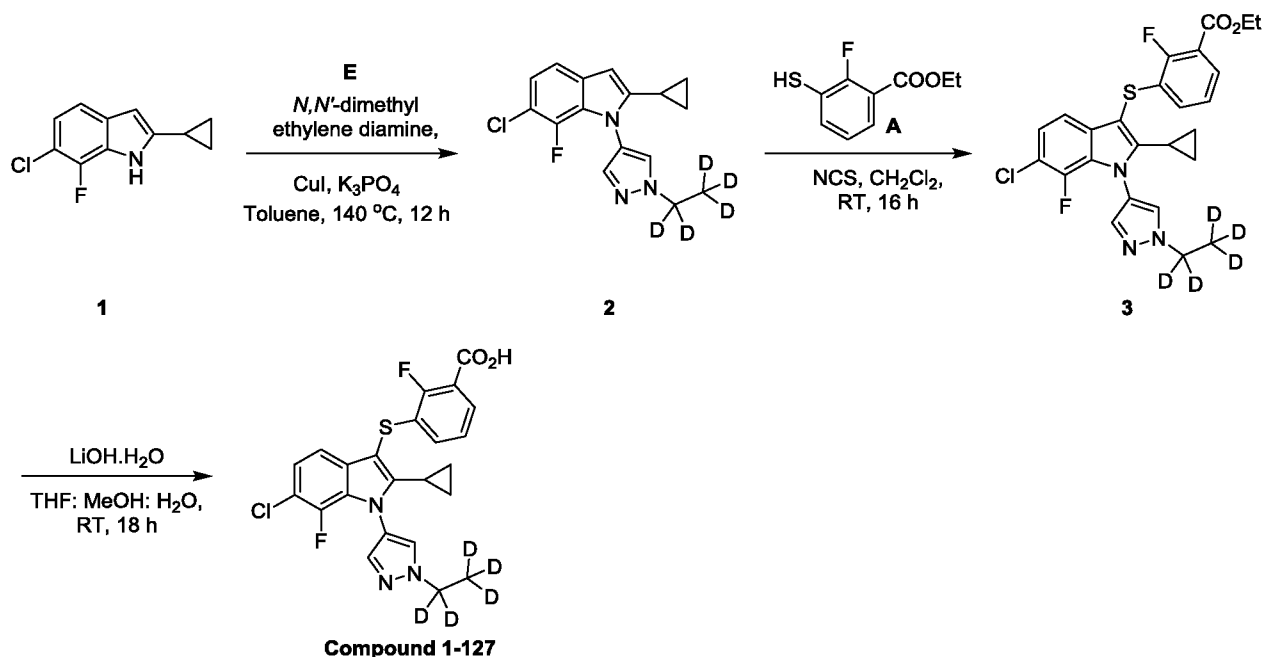
**Step 1: Synthesis of ethyl 3-((6-chloro-2-cyclopropyl-7-fluoro-1-(1-(2,2,2-trifluoroethyl)-1H-pyrazol-4-yl)-1H-indol-3-yl)thio)-2-fluorobenzoate (3):**

[00381] Following the procedure of Example 9, Steps 3 and 4 but using Intermediate **F** in place of Intermediate **B** in Step 3, the title compound **3** was obtained as an off-white solid. <sup>1</sup>H NMR (400 MHz, CD<sub>3</sub>OD): δ 8.23 (s, 1H), 7.88 (s, 1H), 7.61 (dt, *J* = 8.0, 1.6 Hz, 1H), 7.20 (d, *J* = 8.4 Hz, 1H), 7.15-7.11 (m, 1H), 7.02 (t, *J* = 8.0 Hz, 1H), 6.84 (dt, *J* = 8.4, 1.6 Hz, 1H), 5.04 (q, 2H), 4.39 (q, 2H), 1.81-1.73 (m, 1H), 1.41-1.38 (m, 3H), 0.98-0.90 (m, 2H), 0.88-0.84 (m, 2H); MS: *m/z* 556.5 (M + H<sup>+</sup>).

**Step 2: Synthesis of 3-((6-chloro-2-cyclopropyl-7-fluoro-1-(1-(2,2,2-trifluoroethyl)-1H-pyrazol-4-yl)-1H-indol-3-yl)thio)-2-fluorobenzoic acid sodium salt (Compound 1-126)**

[00382] Following the procedure of Example 11, Step 3 but using Intermediate **3** in place of Intermediate **4** in Step 3, the title **Compound 1-126 sodium salt** was obtained as an off-white solid. LC-MS: *m/z* 528 (M+1).

**Example 20: Synthesis of 3-((6-chloro-2-cyclopropyl-1-(1-(ethyl-*d*<sub>5</sub>)-1H-pyrazol-4-yl)-7-fluoro-1H-indol-3-yl)thio)-2-fluorobenzoic acid (Compound 1-127)**



**Step 1: Synthesis of ethyl 3-((6-chloro-2-cyclopropyl-1-(1-(ethyl-*d*<sub>5</sub>)-1H-pyrazol-4-yl)-7-fluoro-1H-indol-3-yl)thio)-2-fluorobenzoate (3):**

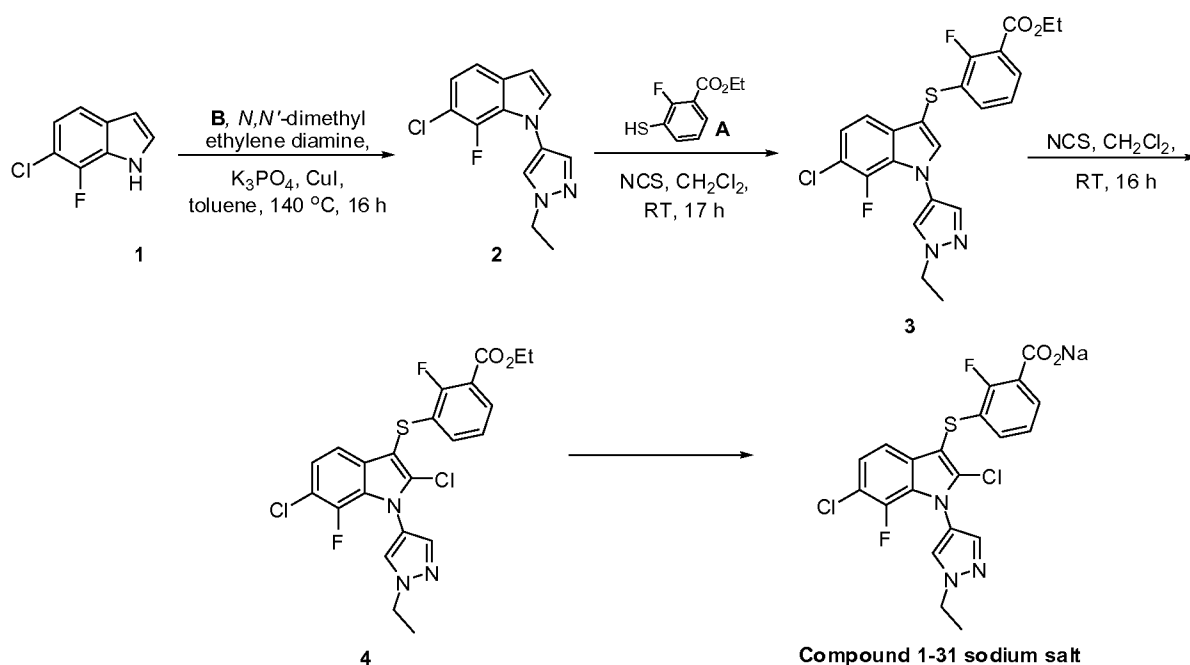
[00383] Following the procedure of Example 9, Steps 3 and 4 but using Intermediate **E** in place of Intermediate **B** in Step 3, the title compound **3** was obtained as a red solid. <sup>1</sup>H NMR (500 MHz CDCl<sub>3</sub>): δ 7.67-7.61 (m, 3H), 7.18 (d, *J* = 8.0 Hz, 1H), 7.09-7.07 (m, 1H), 6.94 (t, *J* = 8.0

Hz, 1H), 6.92-6.75 (m, 1H), 4.41 (q, 2H), 1.72-1.68 (m, 1H), 1.41 (t,  $J = 7.5$  Hz, 3H), 1.08-1.05 (m, 2H), 0.89-0.85 (m, 2H); **LC-MS (ESI):** 509.5 ( $M + H^+$ ).

**Step 2: Synthesis of 3-((6-chloro-2-cyclopropyl-1-(1-(ethyl- $d_5$ )-1H-pyrazol-4-yl)-7-fluoro-1H-indol-3-yl)thio)-2-fluorobenzoic acid (Compound 1-127):**

[00384] To a stirred solution of indole **3** (200 mg, 0.39 mmol) in THF:MeOH:H<sub>2</sub>O (2:2:1, 5 mL) was added LiOH.H<sub>2</sub>O (66 mg, 1.57 mmol) at RT and stirred for 8 h. The volatiles were removed *in vacuo*. The residue was diluted with water (5 mL), acidified with 2 M aq. HCl (5 mL); the obtained solid was filtered, washed with water (25 mL), triturated with *n*-pentane (2 x 5 mL) and dried under reduced pressure to afford the title **Compound 1-127** (110 mg, 59%) as an off-white solid. **<sup>1</sup>H NMR (400 MHz, DMSO- $d_6$ ):**  $\delta$  13.49 (br s, 1H), 8.22 (s, 1H), 7.73 (s, 1H), 7.51 (t,  $J = 6.8$  Hz, 1H), 7.19-7.13 (m, 2H), 7.04 (t,  $J = 8.0$  Hz, 1H), 6.74 (t,  $J = 7.2$  Hz, 1H), 1.80-1.73 (m, 1H), 0.91-0.90 (m, 2H), 0.82-0.80 (m, 2H); **MS (ESI):**  $m/z$  480.8 ( $M + H^+$ ).

**Example 21: Synthesis of 3-((2,6-dichloro-1-(1-ethyl-1H-pyrazol-4-yl)-7-fluoro-1H-indol-3-yl)thio)-2-fluorobenzoic acid sodium salt (Compound 1-31)**



**Step 1: Synthesis of ethyl 3-((6-chloro-1-(1-ethyl-1H-pyrazol-4-yl)-7-fluoro-1H-indol-3-yl)thio)-2-fluorobenzoate (3):**

[00385] Following the procedure of Example 9, Steps 3 and 4 but using indole **1** (Example 4, Step 1) in place of indole **3** in Step 3, the title compound **3** was obtained as a light brown solid. **<sup>1</sup>H NMR (500 MHz,  $CDCl_3$ ):**  $\delta$  7.69-7.64 (m, 3H), 7.44 (s, 1H), 7.27 (t,  $J = 8.0$  Hz, 1H), 7.16 (dd,  $J = 8.5, 6.0$  Hz, 1H), 7.01-6.94 (m, 2H), 4.40 (q,  $J = 7.5$  Hz, 2H), 4.26 (q,  $J = 8.0$  Hz, 2H), 1.57 (t,  $J = 8.0$  Hz, 3H), 1.57 (t,  $J = 7.5$  Hz, 3H); **LC-MS (ESI):**  $m/z$  462.5 ( $M + H^+$ ).

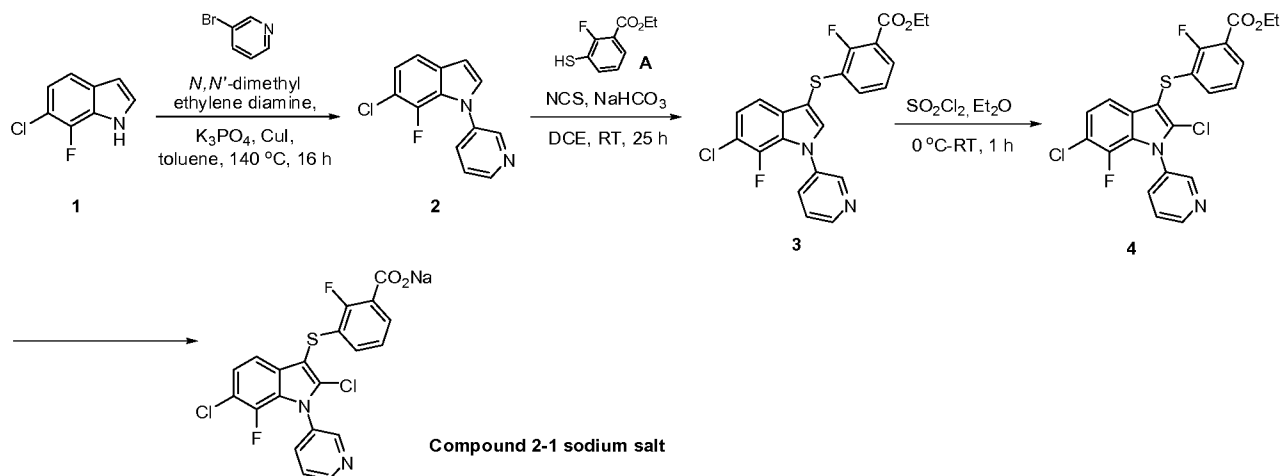
**Step 2: Synthesis of ethyl 3-((2,6-dichloro-1-(1-ethyl-1H-pyrazol-4-yl)-7-fluoro-1H-indol-3-yl)thio)-2-fluorobenzoate (4):**

[00386] To a solution of compound **3** (100 mg, 0.21 mmol) in CH<sub>2</sub>Cl<sub>2</sub> (3 mL) under inert atmosphere was added NCS (58 mg, 0.43 mmol) at RT and stirred for 16 h. The reaction mixture was diluted with water (10 mL) and extracted with CH<sub>2</sub>Cl<sub>2</sub> (2 x 15 mL). The combined organic extracts were dried over Na<sub>2</sub>SO<sub>4</sub> and concentrated under reduced pressure to obtain the crude. The crude was purified (silica gel; 14-17% EtOAc/Hexanes) to afford **5** (35 mg, 33%) as an off-white solid. <sup>1</sup>H NMR (400 MHz, CDCl<sub>3</sub>): δ 7.71-7.66 (m, 3H), 7.30 (d, *J* = 7.6 Hz, 1H), 7.19 (dd, *J* = 8.8, 6.4 Hz, 1H), 7.04-6.97 (m, 2H), 4.40 (q, *J* = 7.2 Hz, 2H), 4.27 (q, *J* = 7.6 Hz, 2H), 1.58 (t, *J* = 7.6 Hz, 3H), 1.49 (t, *J* = 7.2 Hz, 3H); LC-MS (ESI): *m/z* 496.7 (M + H<sup>+</sup>).

**Step 3: Synthesis of 3-((2,6-dichloro-1-(1-ethyl-1H-pyrazol-4-yl)-7-fluoro-1H-indol-3-yl)thio)-2-fluorobenzoic acid (Compound 1-31)**

[00387] Following the procedure of Example 11, Step 3 but using Intermediate **4** in place of Intermediate **4** in Step 3, the title **Compound 1-31 sodium salt** was obtained as an off-white solid. LC-MS: *m/z* 468 (M+1).

**Example 22: Synthesis of 3-((2,6-dichloro-7-fluoro-1-(pyridin-3-yl)-1H-indol-3-yl)thio)-2-fluorobenzoic acid sodium salt (Compound 2-1)**



**Step 1: Synthesis of 6-chloro-7-fluoro-1-(pyridin-3-yl)-1H-indole (2):**

[00388] To a stirred solution of indole **1** (Example 4, Step 1; 2.0 g, 11.8 mmol) in toluene (50 mL) were added 3-bromopyridine (2.9 g, 17.7 mmol), *N,N'*-dimethylethylenediamine (418 mg, 4.73 mmol), K<sub>3</sub>PO<sub>4</sub> (6.3 g, 29.5 mmol), CuI (225 mg, 1.18 mmol) at RT under inert atmosphere. The mixture was purged with argon for 15 min and heated to 140 °C in a sealed tube for 16 h. The reaction mixture was cooled to RT, added *n*-hexane (20 mL), stirred for 5 minutes and then filtered. The filtrate was diluted with water (20 mL) and extracted with EtOAc (2 x 50 mL). The

combined organic extracts were washed with water and brine solution, dried over Na<sub>2</sub>SO<sub>4</sub>, filtered and concentrated under reduced pressure to obtain the crude. The crude was purified (silica gel; 10% EtOAc/ Hexanes) to afford compound **2** (2.0 g, 69%) as light brown solid. <sup>1</sup>H NMR (500 MHz, DMSO-*d*<sub>6</sub>): δ 8.84 (s, 1H), 8.66 (d, *J* = 5.0 Hz, 1H), 8.06-8.02 (m, 1H), 7.74-7.72 (m, 1H), 7.64-7.58 (m, 1H), 7.52 (d, *J* = 8.0 Hz, 1H), 7.28-7.24 (m, 1H), 6.82 (m, 1H).

**Step 2: Synthesis of ethyl 3-((6-chloro-7-fluoro-1-(pyridin-3-yl)-1H-indol-3-yl)thio)-2-fluorobenzoate (3):**

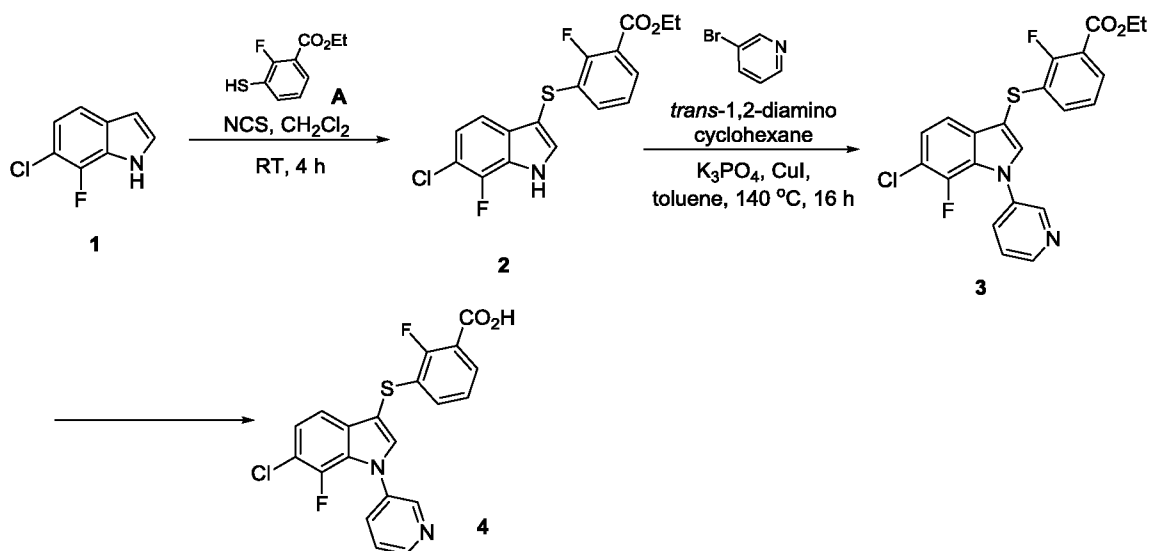
[00389] To a stirred solution of Intermediate A (243 mg, 1.21 mmol) in 1,2-dichloroethane (8 mL) under inert atmosphere was added NCS (163 mg, 1.21 mmol) at RT and stirred for 1 h. To this, compound **2** (200 mg, 0.81 mmol) in 1,2-dichloroethane (2 mL) and NaHCO<sub>3</sub> (204 mg, 2.45 mmol) were added at RT. After 24 h stirring at RT, the reaction mixture was diluted with water (15 mL) and extracted with EtOAc (2 x 30 mL). The combined organic extracts were washed with water (30 mL) and brine (30 mL), dried over Na<sub>2</sub>SO<sub>4</sub>, filtered and concentrated under reduced pressure to obtain the crude. The crude was purified (silica gel; 10% EtOAc/Hexanes) to afford compound **3** (50 mg, 9%) as an off-white solid. <sup>1</sup>H NMR (500 MHz, DMSO-*d*<sub>6</sub>): δ 8.91 (s, 1H), 8.70 (d, *J* = 5.0 Hz, 1H), 8.30 (s, 1H), 8.18-8.15 (m, 1H), 7.66-7.762 (m, 2H), 7.36-7.34 (m, 2H), 7.17-7.13 (m, 2H), 4.34 (q, *J* = 7.5 Hz, 2H), 1.32 (t, *J* = 7.5 Hz, 3H).

**Step 3: Synthesis of ethyl 3-((2,6-dichloro-7-fluoro-1-(pyridin-3-yl)-1H-indol-3-yl)thio)-2-fluorobenzoate (4):**

[00390] To a stirred solution of compound **3** (50 mg, 0.11 mmol) in Et<sub>2</sub>O (10 mL) under inert atmosphere was added SO<sub>2</sub>Cl<sub>2</sub> (18 mg, 0.13 mmol) slowly at 0 °C and stirred for 1 h. After completion of the reaction by TLC, the reaction mixture was quenched with water (10 mL) and extracted with EtOAc (2 x 20 mL). The combined organic extracts were washed with water, brine solution, dried over Na<sub>2</sub>SO<sub>4</sub> and concentrated under reduced pressure to obtain the crude. The crude was purified by preparative HPLC to afford **4** (17 mg, 32%) as an off-white solid. <sup>1</sup>H NMR (400 MHz, DMSO-*d*<sub>6</sub>): δ 8.93 (d, *J* = 2.4 Hz, 1H), 8.80 (dd, *J* = 4.8, 1.6 Hz, 1H), 8.23-8.21 (m, 1H), 7.71-7.66 (m, 2H), 7.39-7.38 (m, 2H), 7.20-7.18 (m, 2H), 4.34 (q, *J* = 7.2 Hz, 2H), 1.32 (t, *J* = 7.2 Hz, 3H); LC-MS: *m/z* 479.4 (M<sup>+</sup>).

**Step 4: Synthesis of 3-((2,6-dichloro-7-fluoro-1-(pyridin-3-yl)-1H-indol-3-yl)thio)-2-fluorobenzoic acid sodium salt (Compound 2-1):**

[00391] To a solution of compound **4** (16 mg, 0.033 mmol) in THF : water (3:1) (4 mL) was added 1M aq. NaOH solution (0.033 mL, 0.033 mmol) at RT and then heated at 60°C for 3 hours. After the completion of the reaction, solvent was removed to afford **Compound 2-1 sodium salt** (16 mg, 100%) as an off-white solid. LC-MS: *m/z* 451 (M+1).

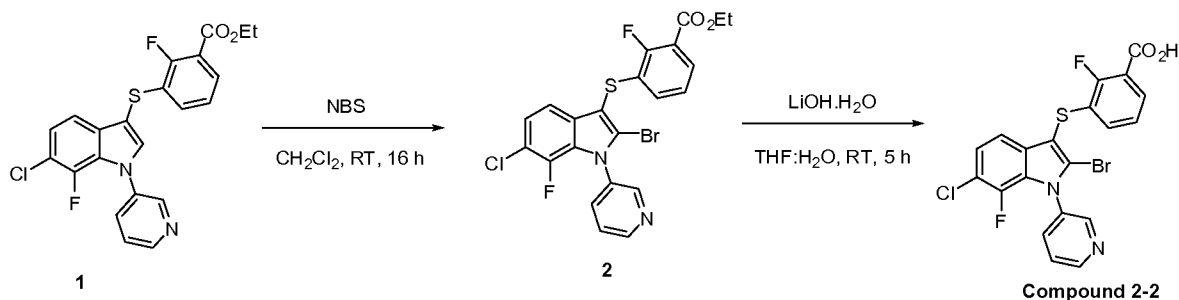
**Alternate route for Compound 4 preparation:****Step 1: Synthesis of ethyl 3-((6-chloro-7-fluoro-1H-indol-3-yl)thio)-2-fluorobenzoate (2):**

[00392] To a stirred solution of Intermediate A (1.18 g, 5.91 mmol) in CH<sub>2</sub>Cl<sub>2</sub> (30 mL) under inert atmosphere was added NCS (792 mg, 5.91 mmol) at RT and stirred for 1 h. To this, indole **1** (Example 4, Step 1; 1.0 g, 5.91 mmol) in CH<sub>2</sub>Cl<sub>2</sub> (20 mL) was added at RT and stirred for 4 h. After completion of the reaction by TLC, the reaction mixture was diluted with water (40 mL) and extracted with CH<sub>2</sub>Cl<sub>2</sub> (2 x 60 mL). The combined organic extracts were washed with water (50 mL) and brine (50 mL), dried over Na<sub>2</sub>SO<sub>4</sub>, filtered and concentrated under reduced pressure to obtain the crude. The crude was purified (silica gel; 10% EtOAc/Hexanes) to afford compound **2** (1.2 g, 55%) as a light brown solid. <sup>1</sup>H NMR (500 MHz, DMSO-*d*<sub>6</sub>): δ 12.60 (br s, 1H), 8.00 (d, *J* = 4.0 Hz, 1H), 7.61-7.57 (m, 1H), 7.24-7.17 (m, 2H), 7.09 (t, *J* = 8.0 Hz, 1H), 6.90-6.86 (m, 1H), 4.34 (q, *J* = 7.5 Hz, 2H), 1.32 (t, *J* = 7.5 Hz, 3H); MS: *m/z* 368.6 (M + H<sup>+</sup>).

**Synthesis of ethyl 3-((6-chloro-7-fluoro-1-(pyridin-3-yl)-1H-indol-3-yl)thio)-2-fluorobenzoate (3):**

[00393] To a stirred solution of compound **2** (200 mg, 0.54 mmol) in toluene (5 mL) were added 3-bromopyridine (131 mg, 0.81 mmol), *trans*-1,2-diaminocyclohexane (24.8 mg, 0.21 mmol), K<sub>3</sub>PO<sub>4</sub> (288 mg, 1.35 mmol), Cu(I)I (10.3 mg, 0.05 mmol) at RT under inert atmosphere. The mixture was purged with argon for 15 min and heated to 140 °C in a sealed tube for 16 h. The reaction mixture was cooled to RT, added *n*-hexane (6 mL), stirred for 5 minutes and then filtered. The filtrate was diluted with water (20 mL) and extracted with EtOAc (2 x 50 mL). The combined organic extracts were washed with water and brine solution, dried over Na<sub>2</sub>SO<sub>4</sub>, filtered and concentrated under reduced pressure to obtain the crude. The crude was purified (silica gel; 10-12% EtOAc/ Hexanes) to afford compound **3** (130 mg, 54%) as an off-white solid.

**Example 23: Synthesis of 3-((2-bromo-6-chloro-7-fluoro-1-(pyridin-3-yl)-1H-indol-3-yl)thio)-2-fluorobenzoic acid (Compound 2-2)**



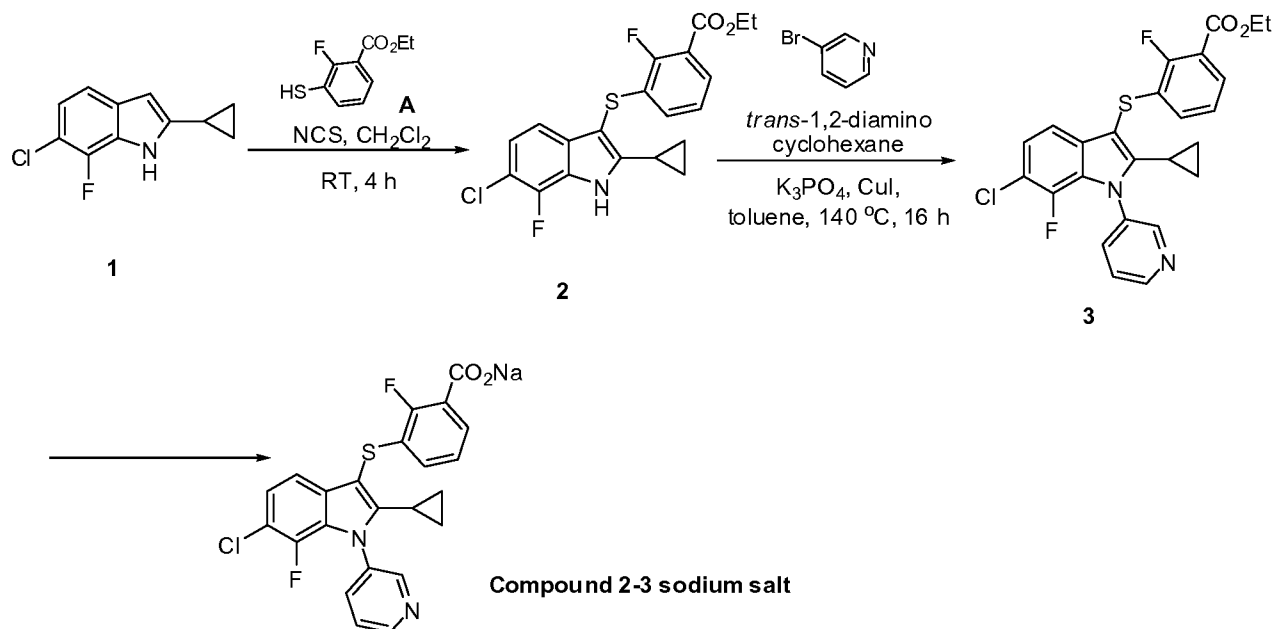
**Step 1: Synthesis of ethyl 3-((2-bromo-6-chloro-7-fluoro-1-(pyridin-3-yl)-1H-indol-3-yl)thio)-2-fluorobenzoate (2):**

[00394] To a stirred solution of indole **1** (Example 22, Step 2; 60 mg, 0.13 mmol) in CH<sub>2</sub>Cl<sub>2</sub> (5 mL) under inert atmosphere was added NBS (60 mg, 0.33 mmol) at RT and stirred for 16 h. The mixture was diluted with water (10 mL) and extracted with CH<sub>2</sub>Cl<sub>2</sub> (2 x 25 mL). The combined organic extracts were washed with brine (10 mL), dried (Na<sub>2</sub>SO<sub>4</sub>), filtered and concentrated under reduced pressure to obtain the crude. This was purified (silica gel; 10% EtOAc/ hexanes) to afford compound **2** (35 mg, 50%) as a pale brown solid. <sup>1</sup>H NMR (500 MHz, DMSO-*d*<sub>6</sub>): δ 8.91 (s, 1H), 8.81-8.80 (m, 1H), 8.20 (d, *J* = 8.5 Hz, 1H), 7.70-7.66 (m, 2H), 7.40-7.37 (m, 2H), 7.18 (t, *J* = 8.0 Hz, 1H), 7.16-7.13 (m, 1H), 4.33 (q, 2H), 1.32 (t, *J* = 7.5 Hz, 3H); MS: *m/z* 525.3 (*M*<sup>+</sup> + 2).

**Step 2: Synthesis of 3-((2-bromo-6-chloro-7-fluoro-1-(pyridin-3-yl)-1H-indol-3-yl)thio)-2-fluorobenzoic acid (Compound 2-2):**

[00395] To a stirred solution of compound **2** (35 mg, 0.06 mmol) in THF: H<sub>2</sub>O (1:1, 4 mL) was added LiOH.H<sub>2</sub>O (11.2 mg, 0.26 mmol) at RT and stirred for 5 h. The volatiles were removed under reduced pressure and the residue was diluted with water (5 mL), acidified with citric acid and extracted with EtOAc (2 x 25 mL). The combined organic extracts were washed with brine (10 mL), dried (Na<sub>2</sub>SO<sub>4</sub>), filtered and concentrated under reduced pressure to obtain the crude. This was triturated with *n*-pentane (2 x 5 mL) and dried *in vacuo* to afford the title **Compound 2-2** (25 mg, 76%) as a pale brown solid. <sup>1</sup>H NMR (500 MHz, DMSO-*d*<sub>6</sub>): δ 13.41 (br s, 1H), 8.93 (s, 1H), 8.81-8.80 (m, 1H), 8.20 (d, *J* = 7.5 Hz, 1H), 7.70-7.64 (m, 2H), 7.40-7.35 (m, 2H), 7.17-7.11 (m, 2H); LC-MS (ESI): *m/z* 497.3 (*M*<sup>+</sup> + 2).

**Example 24: Synthesis of 3-((6-chloro-2-cyclopropyl-7-fluoro-1-(pyridin-3-yl)-1*H*-indol-3-yl)thio)-2-fluorobenzoic acid sodium salt (Compound 2-3)**



**Step 1: Synthesis of ethyl 3-((6-chloro-2-cyclopropyl-7-fluoro-1*H*-indol-3-yl)thio)-2-fluorobenzoate (3):**

[00396] To a stirred solution of Intermediate A (190 mg, 0.95 mmol) in  $\text{CH}_2\text{Cl}_2$  (10 mL) under inert atmosphere was added NCS (128 mg, 0.95 mmol) at RT and stirred for 1 h. To this, indole 1 (Example 9, Step 2; 200 mg, 0.95 mmol) in  $\text{CH}_2\text{Cl}_2$  (5 mL) was added at RT and stirred for 12 h. The mixture was diluted with water (50 mL) and extracted with  $\text{CH}_2\text{Cl}_2$  (3 x 50 mL). The combined organic extracts were washed with brine (100 mL), dried ( $\text{Na}_2\text{SO}_4$ ), filtered and concentrated under reduced pressure to obtain the crude. This was purified (silica gel chromatography; 5-10% EtOAc/ hexanes) to obtain compound 2 (300 mg, 77%) as a pale pink solid.  $^1\text{H}$  NMR (400 MHz,  $\text{DMSO}-d_6$ ):  $\delta$  11.91 (s, 1H), 7.89-7.84 (m, 1H), 7.57 (t,  $J = 8.0$  Hz, 1H), 7.14-7.07 (m, 2H), 6.78 (t,  $J = 8.0$  Hz, 1H), 4.35-4.29 (m, 2H), 2.32-2.25 (m, 1H), 1.33-1.28 (m, 3H), 1.15-1.10 (m, 2H), 1.08-1.03 (m, 2H); LC-MS (ESI):  $m/z$  406.3 ( $\text{M} - \text{H}^+$ ).

**Step 2: Synthesis of ethyl 3-((6-chloro-2-cyclopropyl-7-fluoro-1-(pyridin-3-yl)-1*H*-indol-3-yl)thio)-2-fluorobenzoate (3):**

[00397] To a stirred solution of compound 2 (100 mg, 0.24 mmol) in toluene (5 mL) were added 3-bromopyridine (59.3 mg, 0.36 mmol), *trans*-1,2-diaminocyclohexane (11.2 mg, 0.098 mmol),  $\text{K}_3\text{PO}_4$  (130 mg, 0.65 mmol), CuI (4.6 mg, 0.024 mmol) at RT under argon in a sealed tube. The solution was purged with argon; heated to 140 °C and stirred for 40 h. The mixture was cooled to RT, added *n*-hexane (6 mL), stirred for 5 minutes and then filtered. The filtrate was diluted with

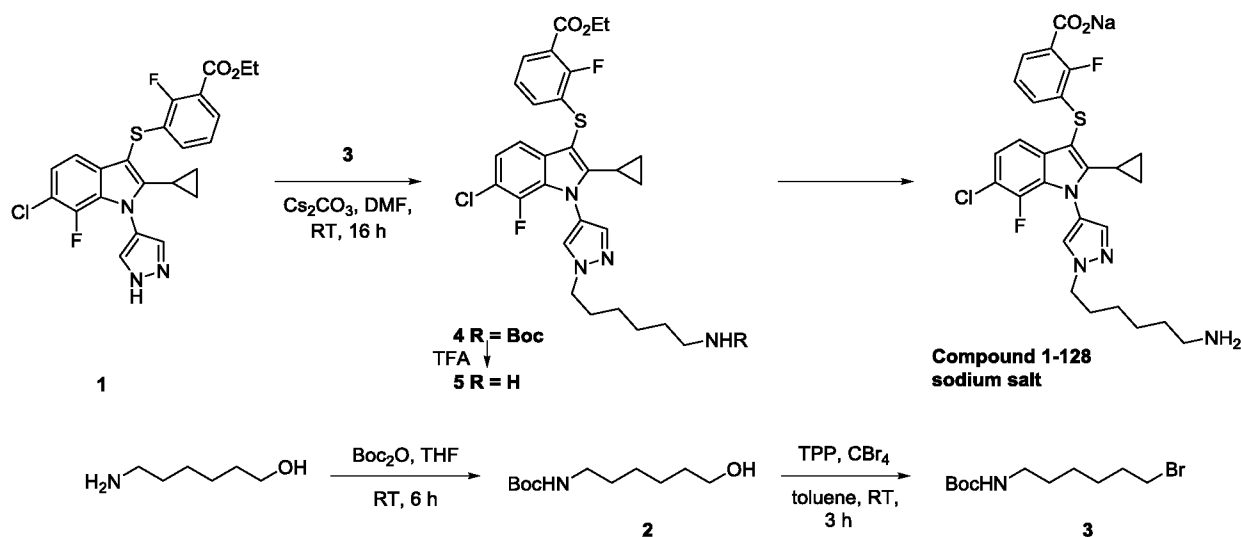


water (20 mL) and extracted with EtOAc (2 x 50 mL). The combined organic extracts were washed with water and brine solution, dried (Na<sub>2</sub>SO<sub>4</sub>), filtered and concentrated under reduced pressure to obtain the crude. This was purified (silica gel; 5-10% EtOAc/ hexanes) to afford compound **3** (10 mg, 8.4%) as a pale brown solid. <sup>1</sup>H NMR (400 MHz, CDCl<sub>3</sub>): δ 8.77 (br s, 2H), 7.81 (d, *J* = 8.0 Hz, 1H), 7.68-7.62 (m, 1H), 7.53-7.50 (m, 1H), 7.25-7.23 (m, 1H), 7.17-7.11 (m, 1H), 6.96 (t, *J* = 7.6 Hz, 1H), 6.82 (dt, *J* = 8.4, 1.6 Hz, 1H), 4.40 (q, 2H), 1.65-1.60 (m, 1H), 1.41 (t, *J* = 7.2 Hz, 3H), 0.91-0.82 (m, 4H); LC-MS (ESI): *m/z* 485.5 (M + H<sup>+</sup>).

**Step 3: Synthesis of 3-((6-chloro-2-cyclopropyl-7-fluoro-1-(pyridin-3-yl)-1H-indol-3-yl)thio)-2-fluorobenzoic acid sodium salt (Compound 2-3)**

[00398] Following the procedure of Example 11, Step 3 but using Intermediate **3** in place of Intermediate **4** in Step 3, the title **Compound 2-3 sodium salt** was obtained as an off-white solid. LC-MS: *m/z* 457 (M+1).

**Example 25: Synthesis of 3-((1-(1-(6-aminoethyl)-1H-pyrazol-4-yl)-6-chloro-2-cyclopropyl-7-fluoro-1H-indol-3-yl)thio)-2-fluorobenzoic acid sodium salt (Compound 1-128)**



**Step 1: Synthesis of *tert*-butyl (6-hydroxyhexyl)carbamate (2):**

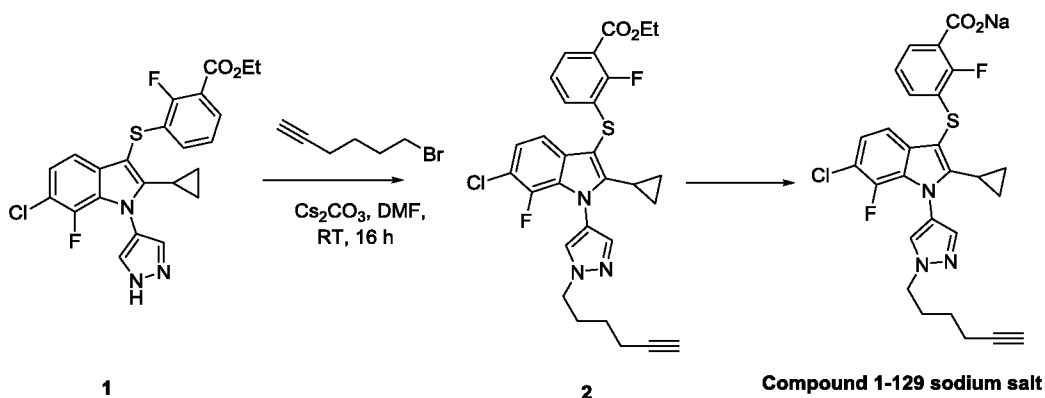
[00399] To a stirred solution of 6-aminohexan-1-ol (1 g, 8.55 mmol) in THF (20 mL) was added Boc<sub>2</sub>O (1.86 g, 8.55 mmol) at RT under inert atmosphere and stirred for 6 h. The mixture was diluted with water (50 mL) and extracted with EtOAc (3 x 60 mL). The combined organic extracts were dried over Na<sub>2</sub>SO<sub>4</sub>, filtered and concentrated under reduced pressure to obtain the crude. The crude was purified (silica gel chromatography; 30% EtOAc/ hexanes) to afford compound **2** (1 g, 54%) as colorless syrup. <sup>1</sup>H NMR (400 MHz, CDCl<sub>3</sub>): δ 4.51 (br s, 1H), 3.63 (t, *J* = 6.4 Hz, 2H), 3.14-3.09 (m, 2H), 1.60-1.53 (m, 2H), 1.52-1.48 (m, 2H), 1.47 (s, 9H), 1.41-1.30 (m, 4H); LC-MS (ESI): *m/z* 118.1 (M<sup>+</sup> -Boc).

**Step 2: Synthesis of *tert*-butyl (6-bromohexyl)carbamate (3):**

[00400] To a stirred solution of compound **2** (1 g, 4.61 mmol) in toluene (30 mL) were added  $\text{Ph}_3\text{P}$  (1.81 g, 6.91 mmol) and  $\text{CBr}_4$  (2.29 g, 6.91 mmol) at RT under inert atmosphere and stirred for 3 h. The mixture was diluted with water (50 mL) and extracted with EtOAc (3 x 60 mL). The combined organic extracts were dried over  $\text{Na}_2\text{SO}_4$ , filtered and concentrated in vacuo to obtain the crude. The crude was purified (silica gel; 20% EtOAc/ hexanes) to afford compound **3** (1 g, 78%) as colorless oil.  $^1\text{H}$  NMR (400 MHz,  $\text{CDCl}_3$ ):  $\delta$  4.51 (br s, 1H), 3.40 (t,  $J = 6.8$  Hz, 2H), 3.13-3.08 (m, 2H), 1.89-1.82 (m, 2H), 1.52-1.42 (m, 13H), 1.37-1.31 (m, 2H).

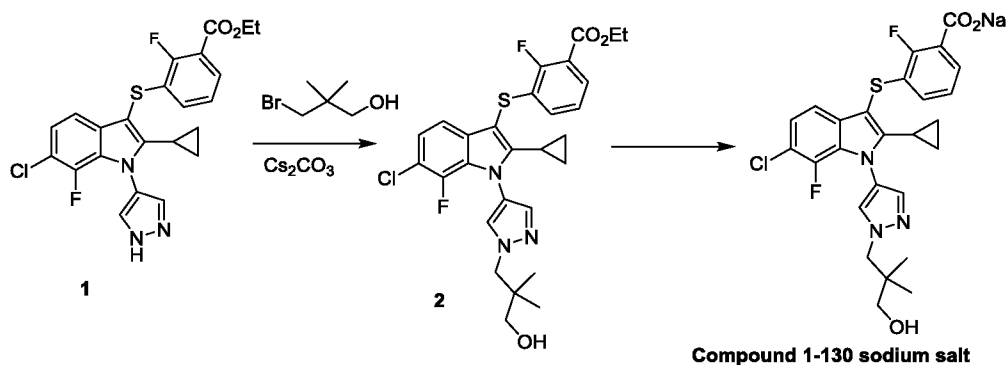
**Step 3: Synthesis of 3-((1-(1-(6-aminohexyl)-1H-pyrazol-4-yl)-6-chloro-2-cyclopropyl-7-fluoro-1H-indol-3-yl)thio)-2-fluorobenzoic acid sodium salt (Compound 1-128)**

[00401] Following the procedure of Example 14 but using compound **3** in place of *tert*-butyl (2-bromo ethyl)carbamate, the title **Compound 1-128 sodium salt** was obtained as an off-white solid. LC-MS:  $m/z$  545 ( $M+1$ ).

**Example 26: Synthesis of 3-((6-chloro-2-cyclopropyl-7-fluoro-1-(1-(hex-5-yn-1-yl)-1H-pyrazol-4-yl)-1H-indol-3-yl)thio)-2-fluorobenzoic acid sodium salt (Compound 1-129)**

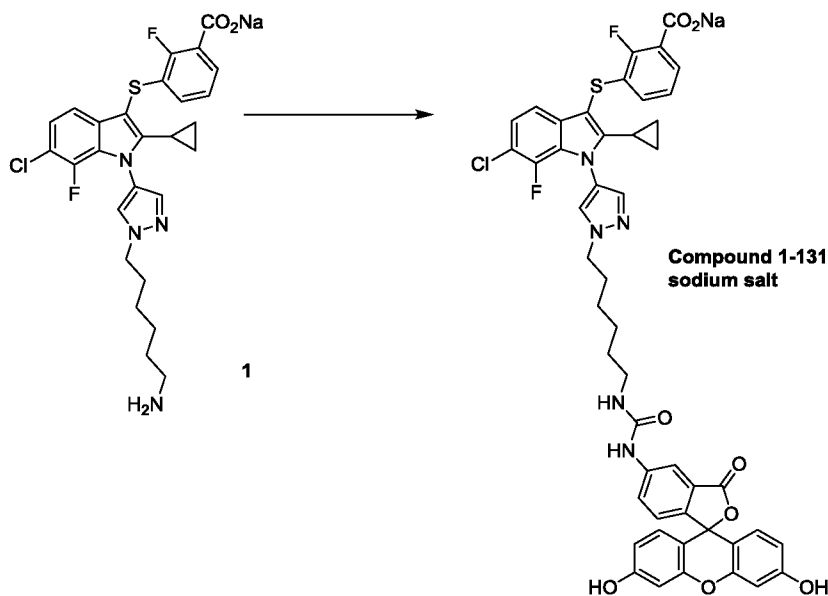
[00402] Following the procedure of Example 12 but using 6-bromohex-1-yne in place of 2-bromoethan-1-ol in Step 1, the title **Compound 1-129 sodium salt** was obtained as a white solid. LC-MS:  $m/z$  526 ( $M+1$ ).

**Example 27: Synthesis of 3-((1-(1-(3-hydroxy-2,2-dimethylpropyl)-1H-pyrazol-4-yl)-6-chloro-2-cyclopropyl-7-fluoro-1H-indol-3-yl)thio)-2-fluorobenzoic acid sodium salt (Compound 1-130)**



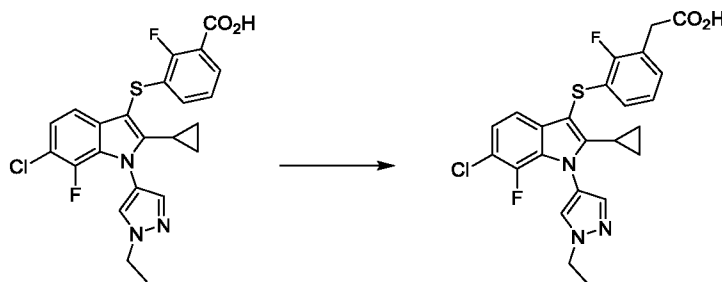
[00403] Following the procedure of Example 12 but using 3-bromo-2,2-dimethyl-propan-1-ol in place of 2-bromoethan-1-ol in Step 1, the title **Compound 1-130 sodium salt** was obtained as a white solid. LC-MS:  $m/z$  481 (M+1).

**Example 28: Synthesis of 3-((6-chloro-2-cyclopropyl-1-(1-(6-(3-(3',6'-dihydroxy-3-oxo-3H-spiro[isobenzofuran-1,9'-xanthen]-5-yl)ureido)hexyl)-1H-pyrazol-4-yl)-7-fluoro-1H-indol-3-yl)thio)-2-fluorobenzoic acid sodium salt (Compound 1-131)**



[00404] To a stirred solution of amine **1** (Example 25; 11.1 mg, 0.020 mmol) in  $\text{CH}_2\text{Cl}_2$  (2 mL) under inert atmosphere was added fluorescein isothiocyanate (7.6 mg, 0.020 mmol), followed by DIEA (3.4  $\mu\text{L}$ , 0.020 mmol). The mixture was then stirred at room temperature under  $\text{N}_2$  for overnight. After completion of the reaction, the mixture was evaporated to dryness. The crude was then purified by Prep HPLC to afford 3 mg of the title **Compound 1-131** as an orange solid. LC-MS:  $m/z$  934 (M+1).

**Example 29: Synthesis of 2-(3-((6-chloro-2-cyclopropyl-7-fluoro-1-(1-ethyl-1H-pyrazol-4-yl)-1H-indol-3-yl)thio)-2-fluorophenyl)acetic acid (compound 2-7):**



[00405] To a stirred solution of 3-((6-chloro-2-cyclopropyl-1-(1-ethyl-1H-pyrazol-4-yl)-7-fluoro-1H-indol-3-yl)thio)-2-fluorobenzoic acid compound **1-34** (Example 9; 30 mg, 0.058 mmol) in toluene (2.0 mL) under inert atmosphere was added thionyl chloride (0.22 mL, 3.0 mmol) and the mixture was heated at 85°C for 2 h. The volatiles were removed under reduced pressure and the residue was resuspended in toluene (2.0 mL) and (trimethylsilyl)diazomethane solution (2.0 M in hexanes, 0.88 mL, 0.88 mmol). After evolution of gas, t-butylalcohol (2.0 mL) was added and the mixture was heated for 0.5 hr at 50°C. The residue was purified by silica gel chromatography (0-20% Hx/EtOAc). After evaporation of the fractions, the residue was dissolved in 4.0 M HCl in 1,4-dioxane (0.5 mL) and the solution was stirred at RT for 2 hr. The solvent was removed and the residue was purified by HPLC to give the target compound as a clear film. **MS (ESI):**  $m/z$  488.0 ( $M + H^+$ ).

**Example 30: Parenteral Pharmaceutical Composition**

[00406] To prepare a parenteral pharmaceutical composition suitable for administration by injection (subcutaneous, intravenous), 1-100 mg of a water-soluble salt of a compound described herein, or a pharmaceutically acceptable salt or solvate thereof, is dissolved in sterile water and then mixed with 10 mL of 0.9% sterile saline. A suitable buffer is optionally added as well as optional acid or base to adjust the pH. The mixture is incorporated into a dosage unit form suitable for administration by injection.

**Example 31: Oral Solution**

[00407] To prepare a pharmaceutical composition for oral delivery, a sufficient amount of a compound described herein, or a pharmaceutically acceptable salt thereof, is added to water (with optional solubilizer(s), optional buffer(s) and taste masking excipients) to provide a 20 mg/mL solution.

**Example 32: Oral Tablet**

[00408] A tablet is prepared by mixing 20-50% by weight of a compound described herein, or a pharmaceutically acceptable salt thereof, 20-50% by weight of microcrystalline cellulose, 1-10% by weight of low-substituted hydroxypropyl cellulose, and 1-10% by weight of magnesium stearate or other appropriate excipients. Tablets are prepared by direct compression. The total weight of the compressed tablets is maintained at 100 -500 mg.

**Example 33: Oral Capsule**

[00409] To prepare a pharmaceutical composition for oral delivery, 10-500 mg of a compound described herein, or a pharmaceutically acceptable salt thereof, is mixed with starch or other suitable powder blend. The mixture is incorporated into an oral dosage unit such as a hard gelatin capsule, which is suitable for oral administration.

[00410] In another embodiment, 10-500 mg of a compound described herein, or a pharmaceutically acceptable salt thereof, is placed into Size 4 capsule, or size 1 capsule (hypromellose or hard gelatin) and the capsule is closed.

**Example 34: Topical Gel Composition**

[00411] To prepare a pharmaceutical topical gel composition, a compound described herein, or a pharmaceutically acceptable salt thereof, is mixed with hydroxypropyl cellulose, propylene glycol, isopropyl myristate and purified alcohol USP. The resulting gel mixture is then incorporated into containers, such as tubes, which are suitable for topical administration.

**Example 35: Human Autotaxin Assay**

[00412] ATX activity is assayed in concentrated conditioned media from Hep3B human hepatocellular carcinoma cells by measuring the amount of choline released from the substrate, lysophosphatidylcholine (LPC) as it is cleaved to LPA. Conditioned media is collected from confluent Hep3B cells and concentrated 20-fold using Centriprep-30 filter devices (Millipore). To assay for autotaxin inhibition, 10-20  $\mu$ L of the concentrated conditioned media is incubated with 2.5  $\mu$ L of a test compound in DMSO and 72.5-82.5  $\mu$ L lyso-PLD buffer (100 mM Tris pH 9, 500 mM NaCl, 5 mM  $MgCl_2$ , 5 mM  $CaCl_2$ , 0.05% Triton X-100 in the presence or absence of 0.2% fatty-acid-free human serum albumin) for 15 min at 37 °C. After the 15 min incubation, 5  $\mu$ L of 2 mM LPC (14:0; Avanti Polar Lipids Cat# 855575C) diluted in lyso-PLD buffer is added for a final concentration of 100  $\mu$ M and the incubation continues for 1.5-3 hours at 37 °C. 100  $\mu$ L of a color mix containing 4.5 mM 4-aminoantipyrine, 2.7 mM N-ethyl-N-(2-hydroxy-3-sulfopropyl)-m-toluidine, 21 units/ml horseradish peroxidase and 3 units/ml choline oxidase in

50 mM Tris, pH 8, 4.5 mM MgCl<sub>2</sub> is added and the incubation continued for 15 minutes at room temperature before reading the absorbance at 555 nm.

[00413] Illustrative biological activity of representative compounds in the human autotaxin assay described herein is presented in the following table:

Compound number	IC <sub>50</sub> (μM)
1-1	A
1-2	A
1-3	A
1-4	A
1-7	A
1-10	A
1-13	A
1-16	A
1-31	A
1-34	A
1-49	A
1-92	A
1-119	A
1-120	A
1-121	A
1-122	A
1-123	A
1-124	A
1-125	A
1-126	A
1-127	A
1-127	A
1-128	A
1-129	A
1-130	A
1-131	A
2-1	A
2-2	A
2-3	A
2-7	A

A is ≤0.5 μM; B is >0.5 μM but ≤3 μM; C >3 μM.

### **Example 36: Human Whole Blood Autotaxin Assay**

[00414] Inhibition of ATX activity in human whole blood is assayed by measuring the concentration of 20:4 LPA in plasma after a prolonged incubation at 37 °C. Blood is drawn from consenting human volunteers into heparin vacutainer tubes and 200 μl aliquots are added to 2 μl test compound in DMSO or DMSO alone. Several of the vehicle tubes are centrifuged immediately at 800 x g for 10 minutes at 4 °C and the plasma removed for processing to determine the baseline concentration of 20:4 LPA. The remaining blood samples containing

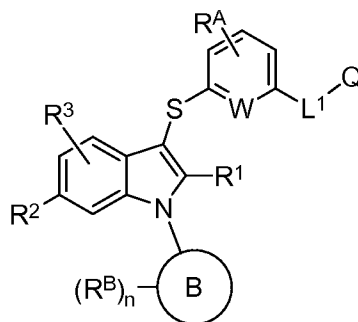
vehicle or test compound are incubated at 37 °C for 4 hours before centrifuging at 800 x g for 10 minutes at 4 °C to obtain plasma. Plasma is processed for LCMS as follows: 40 µl plasma is removed and 5 volumes of methanol containing 125 ng/ml 17:0 LPA as an internal standard are added and the mixture incubated at -20 °C for 10 min before centrifuging at 4000 x g for 10 minutes at 4 °C. 150 µl of the supernatant is transferred to a 96-well plate and diluted with 100 µl of an organic solution (90:10:0.1 of water/acetonitrile/ammonium hydroxide) for analysis of 20:4 LPA concentrations by LCMS. LPA 20:4 and the internal standard (LPA 17:0) were analyzed on a quadrupole mass spectrometer (ABI Sciex 4000QTrap) in the negative ion mode (ESI) by multiple reaction monitoring (MRM). The mobile phases contain 0.1% ammonium hydroxide in 90% water/10% acetonitrile (solvent A) and 0.1% ammonium hydroxide in 90% acetonitrile/10% water (solvent B). The flow rate was maintained at 0.8 mL/min and the total run time was 3 min. Analytes were separated using a linear gradient as follows: 1) mobile phase was held for 0.5 min at 10% B; 2) B was increased from 10% to 90% over the next 1 min; 3) B was held constant for 0.5 min at 90%; and 4) B was returned to the initial gradient conditions.

**[00415]** The examples and embodiments described herein are for illustrative purposes only and various modifications or changes suggested to persons skilled in the art are to be included within the spirit and purview of this application and scope of the appended claims.

## CLAIMS

## WHAT IS CLAIMED IS:

1. A compound of Formula (III), or a pharmaceutically acceptable salt, or solvate thereof:



Formula (III)

wherein,

$R^1$  is -Cl, -Br, -CN, or  $C_3$ - $C_6$ cycloalkyl;

$R^2$  is H, halogen, -CN, -NO<sub>2</sub>, -OH, -OR<sup>9</sup>, -SR<sup>9</sup>, -S(=O)R<sup>9</sup>, -S(=O)<sub>2</sub>R<sup>9</sup>, -S(=O)<sub>2</sub>N(R<sup>10</sup>)<sub>2</sub>,  $C_1$ - $C_4$ alkyl,  $C_1$ - $C_4$ fluoroalkyl,  $C_1$ - $C_4$ deuteroalkyl, or  $C_3$ - $C_6$ cycloalkyl;

$R^3$  is H, halogen, -CN, -OH,  $C_1$ - $C_4$ alkyl,  $C_1$ - $C_4$ fluoroalkyl,  $C_1$ - $C_4$ deuteroalkyl,  $C_1$ - $C_4$ alkoxy, or  $C_1$ - $C_4$ fluoroalkoxy;

W is CH, CF or N;

each  $R^A$  is H, halogen, -CN, -NO<sub>2</sub>, -OH, -OR<sup>9</sup>, -SR<sup>9</sup>, -S(=O)R<sup>9</sup>, -S(=O)<sub>2</sub>R<sup>9</sup>, -S(=O)<sub>2</sub>N(R<sup>10</sup>)<sub>2</sub>,  $C_1$ - $C_6$ alkyl, or  $C_1$ - $C_6$ fluoroalkyl;

$L^1$  is absent,  $C_1$ - $C_6$ alkylene, or  $C_3$ - $C_6$ cycloalkylene;

Q is -CO<sub>2</sub>H, -CO<sub>2</sub>( $C_1$ - $C_6$ alkyl), -OH, -CN, -B(OH)<sub>2</sub>, -C(=O)NHSO<sub>2</sub>R<sup>9</sup>, -C(=O)N(R<sup>10</sup>)<sub>2</sub>, -SO<sub>2</sub>NHC(=O)R<sup>9</sup>, -CN, tetrazolyl, -OP(=O)(OH)<sub>2</sub>, -P(=O)(OH)<sub>2</sub> or carboxylic acid bioisostere;

Ring B is a monocyclic heteroaryl;

each  $R^B$  is independently H, halogen, -CN, -NO<sub>2</sub>, -OH, -OR<sup>9</sup>, -SR<sup>9</sup>, -S(=O)R<sup>9</sup>, -S(=O)<sub>2</sub>R<sup>9</sup>, -S(=O)<sub>2</sub>N(R<sup>10</sup>)<sub>2</sub>,  $C_1$ - $C_6$ alkyl,  $C_1$ - $C_6$ fluoroalkyl,  $C_1$ - $C_6$ deuteroalkyl,  $C_1$ - $C_6$ heteroalkyl, substituted or unsubstituted  $C_3$ - $C_{10}$ cycloalkyl, substituted or unsubstituted  $C_2$ - $C_{10}$ heterocycloalkyl, substituted or unsubstituted phenyl,  $C_1$ - $C_4$ alkylene-(substituted or unsubstituted phenyl), substituted unsubstituted monocyclic heteroaryl,  $C_1$ - $C_4$ alkylene-(substituted or unsubstituted monocyclic heteroaryl), a substituted or unsubstituted bicyclic heteroaryl, or  $C_1$ - $C_4$ alkylene-(substituted or unsubstituted bicyclic heteroaryl);

n is 0, 1, or 2;



R<sup>9</sup> is C<sub>1</sub>-C<sub>6</sub>alkyl, C<sub>1</sub>-C<sub>6</sub>fluoroalkyl, C<sub>1</sub>-C<sub>6</sub>deuteroalkyl, C<sub>3</sub>-C<sub>6</sub>cycloalkyl, a substituted or unsubstituted phenyl, a substituted or unsubstituted monocyclic heteroaryl, or a substituted or unsubstituted bicyclic heteroaryl;

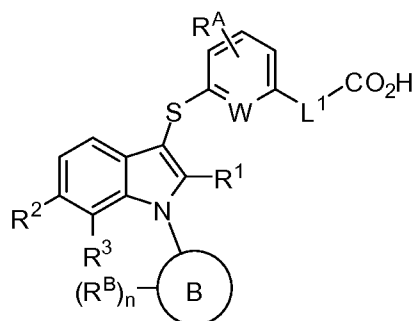
each R<sup>10</sup> is independently H, C<sub>1</sub>-C<sub>6</sub>alkyl, C<sub>1</sub>-C<sub>6</sub>fluoroalkyl, C<sub>1</sub>-C<sub>6</sub>deuteroalkyl, C<sub>3</sub>-C<sub>6</sub>cycloalkyl, a substituted or unsubstituted phenyl, or a substituted or unsubstituted monocyclic heteroaryl; or

two R<sup>10</sup> groups attached to the same N atom are taken together with the N atom to which they are attached to form a substituted or unsubstituted heterocycle.

2. The compound of claim 1, or a pharmaceutically acceptable salt, or solvate thereof, wherein:  
R<sup>1</sup> is -Cl, -Br, -CN, or cyclopropyl.
3. The compound of claim 1, or a pharmaceutically acceptable salt, or solvate thereof, wherein:  
R<sup>1</sup> is cyclopropyl.
4. The compound of claim 1, or a pharmaceutically acceptable salt, or solvate thereof, wherein:  
R<sup>1</sup> is -Cl.
5. The compound of any one of claims 1-4, or a pharmaceutically acceptable salt, or solvate thereof, wherein:  
L<sup>1</sup> is absent, -CH<sub>2</sub>-, -CH<sub>2</sub>CH<sub>2</sub>-, -CH<sub>2</sub>CH<sub>2</sub>CH<sub>2</sub>-, -CH(CH<sub>3</sub>)-, -CH(CH<sub>2</sub>CH<sub>3</sub>)-, -C(CH<sub>3</sub>)<sub>2</sub>-, -C(CH<sub>2</sub>CH<sub>3</sub>)<sub>2</sub>-, cyclopropyl-1,1-diyl, cyclobutyl-1,1-diyl, cyclopentyl-1,1-diyl or cyclohexyl-1,1-diyl; and  
Q is -CO<sub>2</sub>H, -CO<sub>2</sub>(C<sub>1</sub>-C<sub>6</sub>alkyl), -C(=O)NHSO<sub>2</sub>R<sup>9</sup> or tetrazolyl.
6. The compound of any one of claims 1-5, or a pharmaceutically acceptable salt, or solvate thereof, wherein:  
L<sup>1</sup> is absent, -CH<sub>2</sub>-, -CH(CH<sub>3</sub>)-, -C(CH<sub>3</sub>)<sub>2</sub>-, or cyclopropyl-1,1-diyl; and  
Q is -CO<sub>2</sub>H, or -CO<sub>2</sub>(C<sub>1</sub>-C<sub>6</sub>alkyl).
7. The compound of any one of claims 1-5, or a pharmaceutically acceptable salt, or solvate thereof, wherein:  
L<sup>1</sup> is absent or -CH<sub>2</sub>-; and  
Q is -CO<sub>2</sub>H, or -CO<sub>2</sub>(C<sub>1</sub>-C<sub>6</sub>alkyl).
8. The compound of any one of claims 1-7, or a pharmaceutically acceptable salt, or solvate thereof, wherein:

Ring B is monocyclic heteroaryl containing 1-4 N atoms and 0 or 1 O or S atoms, or monocyclic heteroaryl containing 0-4 N atoms and 1 O or S atoms.

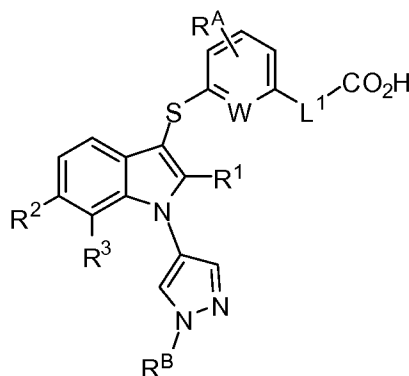
9. The compound of any one of claims 1-8, or a pharmaceutically acceptable salt, or solvate thereof, wherein:  
Ring B is furanyl, pyrrolyl, oxazolyl, thiazolyl, imidazolyl, pyrazolyl, triazolyl, tetrazolyl, isoxazolyl, isothiazolyl, oxadiazolyl, thiadiazolyl, pyridinyl, pyrimidinyl, pyrazinyl, pyridazinyl, or triazinyl.
10. The compound of any one of claims 1-9, or a pharmaceutically acceptable salt, or solvate thereof, wherein:  
each  $R^A$  is H, halogen, -CN, -OH, -OR<sup>9</sup>, -SR<sup>9</sup>, C<sub>1</sub>-C<sub>6</sub>alkyl, or C<sub>1</sub>-C<sub>6</sub>fluoroalkyl.
11. The compound of any one of claims 1-5, or a pharmaceutically acceptable salt, or solvate thereof, wherein:  
 $L^1$  is absent, -CH<sub>2</sub>-, -CH(CH<sub>3</sub>)-, -C(CH<sub>3</sub>)<sub>2</sub>-, or cyclopropyl-1,1-diyl; and  
Q is -CO<sub>2</sub>H.
12. The compound of any one of claims 1-11, or a pharmaceutically acceptable salt, or solvate thereof, wherein:  
 $L^1$  is absent; and  
Q is -CO<sub>2</sub>H.
13. The compound of any one of claims 1-12, wherein the compound has the following structure:



or a pharmaceutically acceptable salt, or solvate thereof.

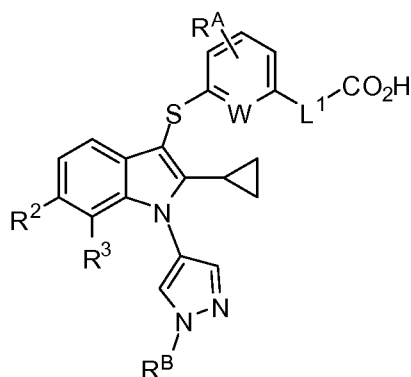
14. The compound of any one of claims 1-13, or a pharmaceutically acceptable salt, or solvate thereof, wherein:  
 $R^2$  is H, F, Cl, Br, I, -CN, -OH, -CH<sub>3</sub>, -CF<sub>3</sub>, -CD<sub>3</sub>, -OCH<sub>3</sub>, -OCH<sub>2</sub>CH<sub>3</sub>, -OCF<sub>3</sub>, or -OCH<sub>2</sub>CF<sub>3</sub>;  
 $R^3$  is H, F, Cl, Br, I, -CN, -OH, -CH<sub>3</sub>, -CF<sub>3</sub>, -CD<sub>3</sub>, -OCH<sub>3</sub>, -OCH<sub>2</sub>CH<sub>3</sub>, -OCF<sub>3</sub>, or -OCH<sub>2</sub>CF<sub>3</sub>.

15. The compound of any one of claims 1-14, or a pharmaceutically acceptable salt, or solvate thereof, wherein:  
R<sup>2</sup> is Cl;  
R<sup>3</sup> is H, F, or Cl.
16. The compound of any one of claims 1-15, or a pharmaceutically acceptable salt, or solvate thereof, wherein:  
Ring B is furanyl, pyrrolyl, oxazolyl, thiazolyl, imidazolyl, pyrazolyl, triazolyl, tetrazolyl, isoxazolyl, isothiazolyl, oxadiazolyl, thiadiazolyl, pyridinyl, pyrimidinyl, pyrazinyl, pyridazinyl, or triazinyl.
17. The compound of any one of claims 1-15, or a pharmaceutically acceptable salt, or solvate thereof, wherein:  
Ring B is pyrazolyl.
18. The compound of claim 1, wherein the compound has the following structure:



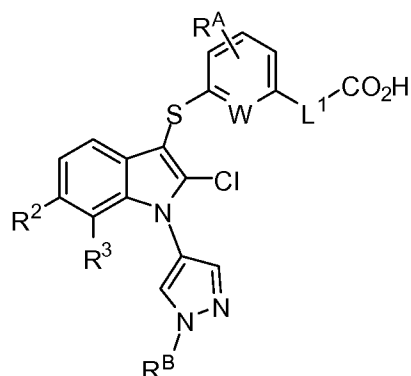
- or a pharmaceutically acceptable salt, or solvate thereof.
19. The compound of claim 18, or a pharmaceutically acceptable salt, or solvate thereof, wherein:  
R<sup>A</sup> is H, halogen, -CN, -OH, -OR<sup>9</sup>, -SR<sup>9</sup>, C<sub>1</sub>-C<sub>6</sub>alkyl, or C<sub>1</sub>-C<sub>6</sub>fluoroalkyl;  
R<sup>B</sup> is H, C<sub>1</sub>-C<sub>6</sub>alkyl, C<sub>1</sub>-C<sub>6</sub>fluoroalkyl, or C<sub>1</sub>-C<sub>6</sub>deuteroalkyl;  
R<sup>1</sup> is -Cl, -Br, -CN, or cyclopropyl;  
R<sup>2</sup> is H, halogen, -CN, -OH, C<sub>1</sub>-C<sub>4</sub>alkyl, C<sub>1</sub>-C<sub>4</sub>fluoroalkyl, C<sub>1</sub>-C<sub>4</sub>deuteroalkyl, C<sub>1</sub>-C<sub>4</sub>alkoxy, or C<sub>1</sub>-C<sub>4</sub>fluoroalkoxy; and  
R<sup>3</sup> is H, halogen, -CN, -OH, C<sub>1</sub>-C<sub>4</sub>alkyl, C<sub>1</sub>-C<sub>4</sub>fluoroalkyl, C<sub>1</sub>-C<sub>4</sub>deuteroalkyl, C<sub>1</sub>-C<sub>4</sub>alkoxy, or C<sub>1</sub>-C<sub>4</sub>fluoroalkoxy.
20. The compound of claim 18 or claim 19, or a pharmaceutically acceptable salt, or solvate thereof, wherein:  
R<sup>1</sup> is -Cl, or -Br.

21. The compound of claim 18 or claim 19, or a pharmaceutically acceptable salt, or solvate thereof, wherein:  
 $R^1$  is cyclopropyl.
22. The compound of claim 18 or claim 19, wherein the compound has the following structure:



or a pharmaceutically acceptable salt, or solvate thereof.

23. The compound of claim 18 or claim 19, wherein the compound has the following structure:



or a pharmaceutically acceptable salt, or solvate thereof.

24. The compound of any one of claims 18-23, or a pharmaceutically acceptable salt, or solvate thereof, wherein:  
 $R^A$  is H, F, Cl, Br, I, -CN, -OH, -OCH<sub>3</sub>, -OCH<sub>2</sub>CH<sub>3</sub>, -OCF<sub>3</sub>, -OCH<sub>2</sub>CF<sub>3</sub>, -CH<sub>3</sub>, -CH<sub>2</sub>CH<sub>3</sub>, -CF<sub>3</sub>, or -CD<sub>3</sub>.
25. The compound of any one of claims 18-24, or a pharmaceutically acceptable salt, or solvate thereof, wherein:  
 $R^B$  is C<sub>1</sub>-C<sub>6</sub>alkyl.
26. The compound of any one of claims 18-25, or a pharmaceutically acceptable salt, or solvate thereof, wherein:

$R^2$  is H, F, Cl, Br, I, -CN, -OH, -CH<sub>3</sub>, -CF<sub>3</sub>, -CD<sub>3</sub>, -OCH<sub>3</sub>, -OCH<sub>2</sub>CH<sub>3</sub>, -OCF<sub>3</sub>, or -OCH<sub>2</sub>CF<sub>3</sub>;

$R^3$  is H, F, Cl, Br, I, -CN, -OH, -CH<sub>3</sub>, -CF<sub>3</sub>, -CD<sub>3</sub>, -OCH<sub>3</sub>, -OCH<sub>2</sub>CH<sub>3</sub>, -OCF<sub>3</sub>, or -OCH<sub>2</sub>CF<sub>3</sub>.

27. The compound of any one of claims 18-26, or a pharmaceutically acceptable salt, or solvate thereof, wherein:  
 $R^2$  is Cl;  
 $R^3$  is H, F, or Cl.
28. The compound of any one of claims 18-27, or a pharmaceutically acceptable salt, or solvate thereof, wherein:  
 $L^1$  is absent, -CH<sub>2</sub>-, -CH(CH<sub>3</sub>)-, -C(CH<sub>3</sub>)<sub>2</sub>-, or cyclopropyl-1,1-diyl.
29. The compound of any one of claims 18-27, or a pharmaceutically acceptable salt, or solvate thereof, wherein:  
 $L^1$  is absent.
30. The compound of claim 1, wherein the compound is:  
3-((2,6-dichloro-1-(1-propyl-1H-pyrazol-4-yl)-1H-indol-3-yl)thio)benzoic acid  
(Compound no. 1-1);  
3-((6-chloro-2-cyano-1-(1-propyl-1H-pyrazol-4-yl)-1H-indol-3-yl)thio)benzoic acid  
(Compound no. 1-3);  
3-((6-chloro-2-cyclopropyl-1-(1-propyl-1H-pyrazol-4-yl)-1H-indol-3-yl)thio)benzoic acid  
(Compound no. 1-4);  
3-((2,6-dichloro-7-fluoro-1-(1-propyl-1H-pyrazol-4-yl)-1H-indol-3-yl)thio)benzoic acid  
(Compound no. 1-7);  
3-((2-bromo-6-chloro-1-(1-propyl-1H-pyrazol-4-yl)-1H-indol-3-yl)thio)benzoic acid  
(Compound no. 1-2);  
3-((6-chloro-2-cyclopropyl-7-fluoro-1-(1-propyl-1H-pyrazol-4-yl)-1H-indol-3-yl)thio)benzoic acid (Compound no. 1-10);  
3-((6-chloro-2-cyclopropyl-7-fluoro-1-(1-propyl-1H-pyrazol-4-yl)-1H-indol-3-yl)thio)-2-fluorobenzoic acid (Compound no. 1-16);  
3-((2,6-dichloro-7-fluoro-1-(1-propyl-1H-pyrazol-4-yl)-1H-indol-3-yl)thio)-2-fluorobenzoic acid (Compound no. 1-13);  
3-((6-Chloro-2-cyclopropyl-1-(1-ethyl-1H-pyrazol-4-yl)-7-fluoro-1H-indol-3-yl)thio)-2-fluorobenzoic acid (Compound no. 1-34);

6-(((6-chloro-2-cyclopropyl-1-(1-ethyl-1H-pyrazol-4-yl)-7-fluoro-1H-indol-3-yl)thio)picolinic acid (Compound no. 1-92);

3-(((6-chloro-2-cyclopropyl-7-fluoro-1-(1H-pyrazol-4-yl)-1H-indol-3-yl)thio)-2-fluorobenzoic acid (Compound no. 1-119);

3-(((6-chloro-2-cyclopropyl-7-fluoro-1-(1-(2-hydroxyethyl)-1H-pyrazol-4-yl)-1H-indol-3-yl)thio)-2-fluorobenzoic acid (Compound no. 1-120);

3-(((1-(1-(2-(carbamoyloxy)ethyl)-1H-pyrazol-4-yl)-6-chloro-2-cyclopropyl-7-fluoro-1H-indol-3-yl)thio)-2-fluorobenzoic acid (Compound no. 1-121);

3-(((1-(1-(2-aminoethyl)-1H-pyrazol-4-yl)-6-chloro-2-cyclopropyl-7-fluoro-1H-indol-3-yl)thio)-2-fluorobenzoic acid (Compound no. 1-122);

3-(((6-chloro-2-cyclopropyl-7-fluoro-1-(1-(2-ureidoethyl)-1H-pyrazol-4-yl)-1H-indol-3-yl)thio)-2-fluorobenzoic acid (Compound no. 1-123);

3-(((1-(1-(3-carboxypropyl)-1H-pyrazol-4-yl)-6-chloro-2-cyclopropyl-7-fluoro-1H-indol-3-yl)thio)-2-fluorobenzoic acid (Compound no. 1-124);

3-(((1-(1-(4-amino-4-oxobutyl)-1H-pyrazol-4-yl)-6-chloro-2-cyclopropyl-7-fluoro-1H-indol-3-yl)thio)-2-fluorobenzoic acid (Compound no. 1-125);

3-(((2,6-dichloro-7-fluoro-1-(1-methyl-1H-pyrazol-4-yl)-1H-indol-3-yl)thio)-2-fluorobenzoic acid (Compound no. 1-49);

3-(((6-chloro-2-cyclopropyl-7-fluoro-1-(1-(2,2,2-trifluoroethyl)-1H-pyrazol-4-yl)-1H-indol-3-yl)thio)-2-fluorobenzoic acid (Compound no. 1-126);

3-(((6-chloro-2-cyclopropyl-1-(1-(ethyl-*d*<sub>5</sub>)-1H-pyrazol-4-yl)-7-fluoro-1H-indol-3-yl)thio)-2-fluorobenzoic acid (Compound no. 1-127);

3-(((2,6-dichloro-1-(1-ethyl-1H-pyrazol-4-yl)-7-fluoro-1H-indol-3-yl)thio)-2-fluorobenzoic acid (Compound no. 1-31);

3-(((2,6-dichloro-7-fluoro-1-(pyridin-3-yl)-1H-indol-3-yl)thio)-2-fluorobenzoic acid (Compound no. 2-1);

3-(((2-bromo-6-chloro-7-fluoro-1-(pyridin-3-yl)-1H-indol-3-yl)thio)-2-fluorobenzoic acid (Compound no. 2-2);

3-(((6-chloro-2-cyclopropyl-7-fluoro-1-(pyridin-3-yl)-1H-indol-3-yl)thio)-2-fluorobenzoic acid (Compound no. 2-3);

3-(((1-(1-(6-aminoethyl)-1H-pyrazol-4-yl)-6-chloro-2-cyclopropyl-7-fluoro-1H-indol-3-yl)thio)-2-fluorobenzoic acid (Compound no. 1-128);

3-(((6-chloro-2-cyclopropyl-7-fluoro-1-(1-(hex-5-yn-1-yl)-1H-pyrazol-4-yl)-1H-indol-3-yl)thio)-2-fluorobenzoic acid (Compound no. 1-129);

3-((1-(1-(3-hydroxy-2,2-dimethylpropyl)-1*H*-pyrazol-4-yl)-6-chloro-2-cyclopropyl-7-fluoro-1*H*-indol-3-yl)thio)-2-fluorobenzoic acid (Compound no. 1-130); or  
3-((6-chloro-2-cyclopropyl-1-(1-(6-(3-(3',6'-dihydroxy-3-oxo-3*H*-spiro[isobenzofuran-1,9'-xanthen]-5-yl)ureido)hexyl)-1*H*-pyrazol-4-yl)-7-fluoro-1*H*-indol-3-yl)thio)-2-fluorobenzoic acid (Compound 1-131);  
or a pharmaceutically acceptable salt, or solvate thereof.

31. A pharmaceutical composition comprising a compound of any one of claims 1-30, or a pharmaceutically acceptable salt, or solvate thereof, and at least one pharmaceutically acceptable excipient.
32. The pharmaceutical composition of claim 31, wherein the pharmaceutical composition is formulated for administration to a mammal by intravenous administration, subcutaneous administration, oral administration, inhalation, nasal administration, dermal administration, or ophthalmic administration.
33. The pharmaceutical composition of claim 31, wherein the pharmaceutical composition is in the form of a tablet, a pill, a capsule, a liquid, a suspension, a gel, a dispersion, a solution, an emulsion, an ointment, or a lotion.
34. A method for treating or preventing cancer in a mammal comprising administering a therapeutically effective amount of a compound of any one of claims 1-30, or a pharmaceutically acceptable salt, or solvate thereof, to the mammal in need thereof.
35. A method for the treatment or prevention of fibrosis in a mammal comprising administering a therapeutically effective amount of a compound of any one of claims 1-30, or a pharmaceutically acceptable salt, or solvate thereof, to the mammal in need thereof.
36. The method of any one of claims 36-37, further comprising administering a second therapeutic agent to the mammal in addition to the compound of any one of claims 1-30, or a pharmaceutically acceptable salt, or solvate thereof.

## INTERNATIONAL SEARCH REPORT

International application No.  
**PCT/US2014/066706****A. CLASSIFICATION OF SUBJECT MATTER****C07D 403/04(2006.01)i, C07D 403/14(2006.01)i, A61K 31/404(2006.01)i, A61K 31/4178(2006.01)i, A61P 11/00(2006.01)i**

According to International Patent Classification (IPC) or to both national classification and IPC

**B. FIELDS SEARCHED**

Minimum documentation searched (classification system followed by classification symbols)

C07D 403/04; C07D 403/14; C07D 231/56; A61K 31/4375; A61K 31/4365; C07D 471/04; C07D 209/08; A61K 31/423; C07D 209/30; C07D 401/04; A61K 31/404; A61K 31/4178; A61P 11/00

Documentation searched other than minimum documentation to the extent that such documents are included in the fields searched

Korean utility models and applications for utility models

Japanese utility models and applications for utility models

Electronic data base consulted during the international search (name of data base and, where practicable, search terms used)

eKOMPASS(KIPO internal), STN &amp; Keywords:indole, Autotaxin inhibitor, LPA

**C. DOCUMENTS CONSIDERED TO BE RELEVANT**

Category*	Citation of document, with indication, where appropriate, of the relevant passages	Relevant to claim No.
X	WO 2012-166415 A1 (AMIRA PHARMACEUTICALS, INC.) 06 December 2012 See claims 1-15 and examples 6-15, 17-20	1-5, 18-23, 30
X	WO 2012-024620 A2 (AMIRA PHARMACEUTICALS, INC.) 23 February 2012 See claims 1-42 and examples 1-158	1-5, 18-23, 30
A	WO 2011-116867 A1 (MERCK PATENT GMBH) 29 September 2011 See the whole document	1-5, 18-23, 30
A	WO 2010-112116 A1 (MERCK PATENT GMBH) 07 October 2010 See the whole document	1-5, 18-23, 30
A	US 2013-0023556 A1 (MELANIE SCHULTZ et al.) 24 January 2013 See the whole document	1-5, 18-23, 30



Further documents are listed in the continuation of Box C.



See patent family annex.

\* Special categories of cited documents:

"A" document defining the general state of the art which is not considered to be of particular relevance

"E" earlier application or patent but published on or after the international filing date

"L" document which may throw doubts on priority claim(s) or which is cited to establish the publication date of another citation or other special reason (as specified)

"O" document referring to an oral disclosure, use, exhibition or other means

"P" document published prior to the international filing date but later than the priority date claimed

"T" later document published after the international filing date or priority date and not in conflict with the application but cited to understand the principle or theory underlying the invention

"X" document of particular relevance; the claimed invention cannot be considered novel or cannot be considered to involve an inventive step when the document is taken alone

"Y" document of particular relevance; the claimed invention cannot be considered to involve an inventive step when the document is combined with one or more other such documents, such combination being obvious to a person skilled in the art

"&amp;" document member of the same patent family

Date of the actual completion of the international search

13 March 2015 (13.03.2015)

Date of mailing of the international search report

**13 March 2015 (13.03.2015)**

Name and mailing address of the ISA/KR


International Application Division  
Korean Intellectual Property Office  
189 Cheongsu-ro, Seo-gu, Daejeon Metropolitan City, 302-701,  
Republic of Korea

Facsimile No. ++82 42 472 7140

Authorized officer

SHIN, Chang Hoon

Telephone No. +82-42-481-8406





# INTERNATIONAL SEARCH REPORT

International application No.  
**PCT/US2014/066706**

## Box No. II Observations where certain claims were found unsearchable (Continuation of item 2 of first sheet)

This international search report has not been established in respect of certain claims under Article 17(2)(a) for the following reasons:

1. ☒ Claims Nos.: 34-36  
because they relate to subject matter not required to be searched by this Authority, namely:  
The subject matter of claims 34-36 relates to a method of treatment of the human body, and relates to a subject matter which this International Searching Authority is not required, under PCT Article 17(2)(a)(I) and Rule 39.1(IV), to search.
2. ☒ Claims Nos.: 32,33,36  
because they relate to parts of the international application that do not comply with the prescribed requirements to such an extent that no meaningful international search can be carried out, specifically:  
Claims 32,33 are unsearchable because they are worded in reference to multiple dependant claims.  
Claim 36 is unclear since it refers to claim 36 itself and refers to following claim 37(not present).
3. ☒ Claims Nos.: 6-17,24-29,31,34-36  
because they are dependent claims and are not drafted in accordance with the second and third sentences of Rule 6.4(a).

## Box No. III Observations where unity of invention is lacking (Continuation of item 3 of first sheet)

This International Searching Authority found multiple inventions in this international application, as follows:

1. ☐ As all required additional search fees were timely paid by the applicant, this international search report covers all searchable claims.
2. ☐ As all searchable claims could be searched without effort justifying an additional fees, this Authority did not invite payment of any additional fees.
3. ☐ As only some of the required additional search fees were timely paid by the applicant, this international search report covers only those claims for which fees were paid, specifically claims Nos.:
4. ☐ No required additional search fees were timely paid by the applicant. Consequently, this international search report is restricted to the invention first mentioned in the claims; it is covered by claims Nos.:

### Remark on Protest

- ☐ The additional search fees were accompanied by the applicant's protest and, where applicable, the payment of a protest fee.
- ☐ The additional search fees were accompanied by the applicant's protest but the applicable protest fee was not paid within the time limit specified in the invitation.
- ☐ No protest accompanied the payment of additional search fees.

**INTERNATIONAL SEARCH REPORT**

Information on patent family members

International application No.

**PCT/US2014/066706**

Patent document cited in search report	Publication date	Patent family member(s)	Publication date
WO 2012-166415 A1	06/12/2012	AR086522A1 EP 2714680 A1 TW201300375 A US 2013-029948 A1	18/12/2013 09/04/2014 01/01/2013 31/01/2013
WO 2012-024620 A2	23/02/2012	CN103201262 A EP 2606031 A2 EP 2606031 A4 JP 2013-536200A US 2013-0150326 A1 WO 2012-024620 A3	10/07/2013 26/06/2013 22/01/2014 19/09/2013 13/06/2013 18/05/2012
WO 2011-116867 A1	29/09/2011	AR080803A1 AU 2011-232058 A1 CA 2794211 A1 CN102822171 A EP 2552914 A1 JP 2013-523607A US 2013-0012505 A1	09/05/2012 15/11/2012 29/09/2011 12/12/2012 06/02/2013 17/06/2013 10/01/2013
WO 2010-112116 A1	07/10/2010	AR076006A1 AU 2010-230646 A1 AU 2010-230646 A1 CA 2757413 A1 CN102365271 A CN102365271 B EA201101399A1 EP 2414327 A1 EP 2414327 B1 ES2527788 T3 IL215258D0 JP 2012-522733A KR 10-2012-0027192 A MX2011010207 A SG174520A1 US 2012-0015959 A1 US 8841324 B2	11/05/2011 17/11/2011 07/10/2010 07/10/2010 29/02/2012 14/05/2014 30/08/2012 08/02/2012 19/11/2014 30/01/2015 29/12/2011 27/09/2012 21/03/2012 14/10/2011 28/10/2011 19/01/2012 23/09/2014
US 2013-0023556 A1	24/01/2013	AR076007A1 AU 2010-230585 A1 AU 2010-230585 A1 AU 2010-230585 A8 CA 2757415 A1 CN102369195 A CN102369195 B EA201101396A1 EP 2414346 A1 IL215259D0 JP 2012-522734A	11/05/2011 17/11/2011 07/10/2010 19/01/2012 07/10/2010 07/03/2012 16/04/2014 28/09/2012 08/02/2012 29/12/2011 27/09/2012

**INTERNATIONAL SEARCH REPORT**

Information on patent family members

International application No.

**PCT/US2014/066706**Patent document  
cited in search reportPublication  
datePatent family  
member(s)Publication  
date

KR 10-2012-0004483 A	12/01/2012
MX2011010218 A	10/10/2011
SG174518A1	28/10/2011
US 2012-0015976 A1	19/01/2012
US 8329907 B2	11/12/2012
US 8497283 B2	30/07/2013
WO 2010-112124 A1	07/10/2010