



US00D437044S

(12) **United States Design Patent**  
**Poland**

(10) **Patent No.:** **US D437,044 S**

(45) **Date of Patent:** **\*\* Jan. 30, 2001**

(54) **SHIELD**

5,884,695 \* 3/1999 Brownlee ..... 165/134.1  
6,065,532 \* 5/2000 Brownlee ..... 122/DIG. 13

(76) Inventor: **Doug A. Poland**, 5850 Bahia Way  
South, St. Petersburg Beach, FL (US)  
33706

\* cited by examiner

(\*\*) Term: **14 Years**

*Primary Examiner*—B. J. Bullock  
(74) *Attorney, Agent, or Firm*—Dennis G. LaPointe; Mason  
& Associates, P.A.

(21) Appl. No.: **29/110,387**

(57) **CLAIM**

(22) Filed: **Sep. 3, 1999**

I claim the ornamental design for a shield, as shown and described.

(51) **LOC (7) Cl.** ..... **23-99**

(52) **U.S. Cl.** ..... **D23/386; D23/222**

(58) **Field of Search** ..... D23/322, 499,  
D23/386, 260, 259; 122/DIG. 13; 165/134.1

**DESCRIPTION**

(56) **References Cited**

FIG. 1 depicts a side view, the opposite side being a mirror image thereof.

FIG. 2 depicts a bottom view.

FIG. 3 depicts a top view.

FIG. 4 depicts an enlarged front view; and,

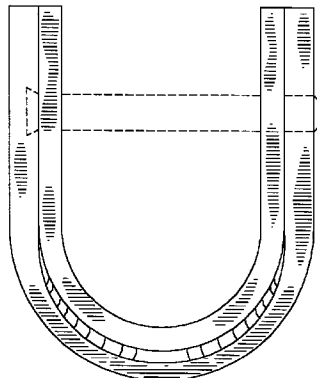
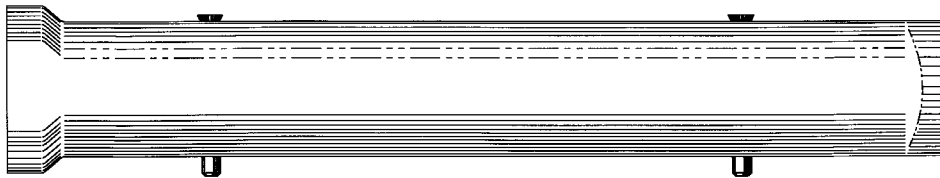

FIG. 5 depicts an enlarged back view.

The broken line showing of the attachment pins in FIGS. 2-5 is depicted for illustrative purposes only and forms no part of the claimed design.

**U.S. PATENT DOCUMENTS**

4,619,314	*	10/1986	Shimoda	.....	165/134.1
4,682,568	*	7/1987	Green et al.	.....	122/DIG. 13
4,776,790	*	10/1988	Woodruff	.....	122/DIG. 13
5,154,648	*	10/1992	Buckshaw	.....	165/134.1
5,220,957	*	6/1993	Hance	.....	165/134.1
5,474,123	*	12/1995	Buckshaw	.....	165/134.1
5,511,609	*	4/1996	Tyler	.....	122/DIG. 13

**1 Claim, 5 Drawing Sheets**



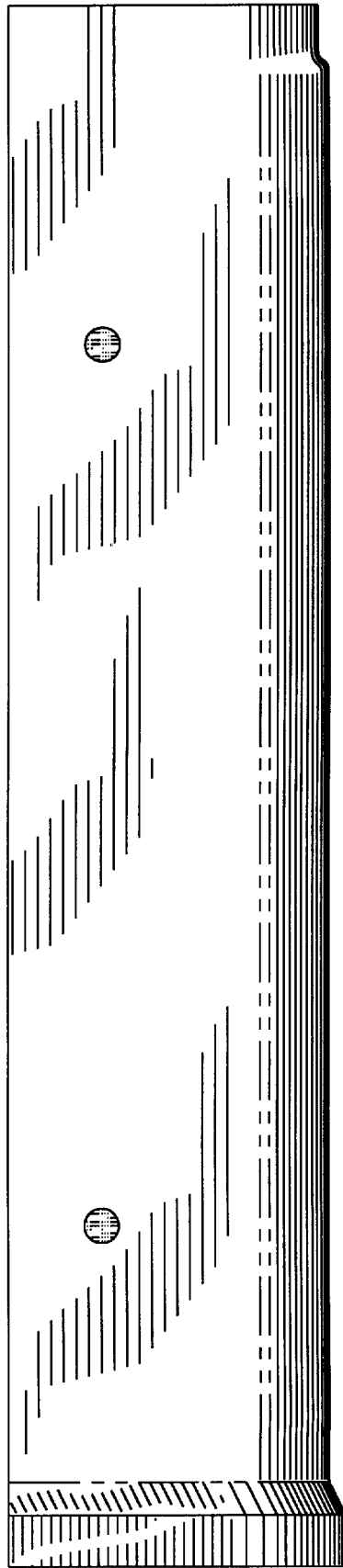


Fig. 1

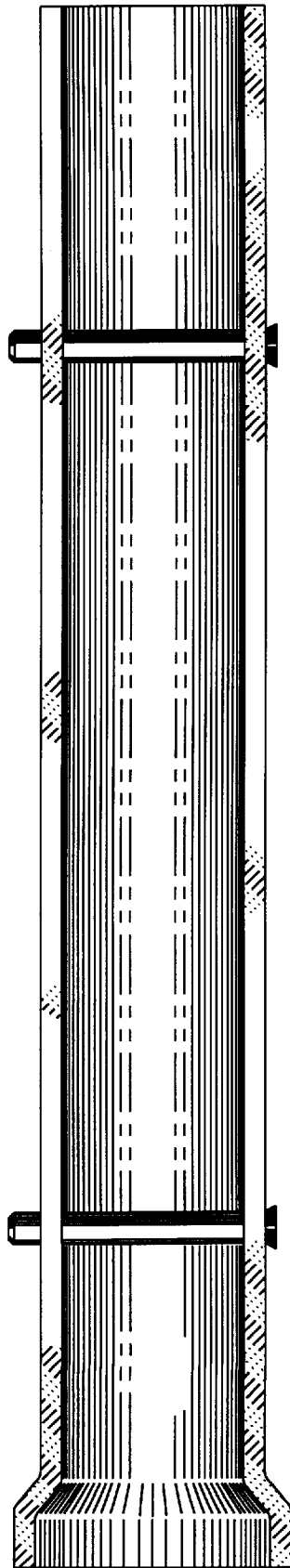


Fig. 2

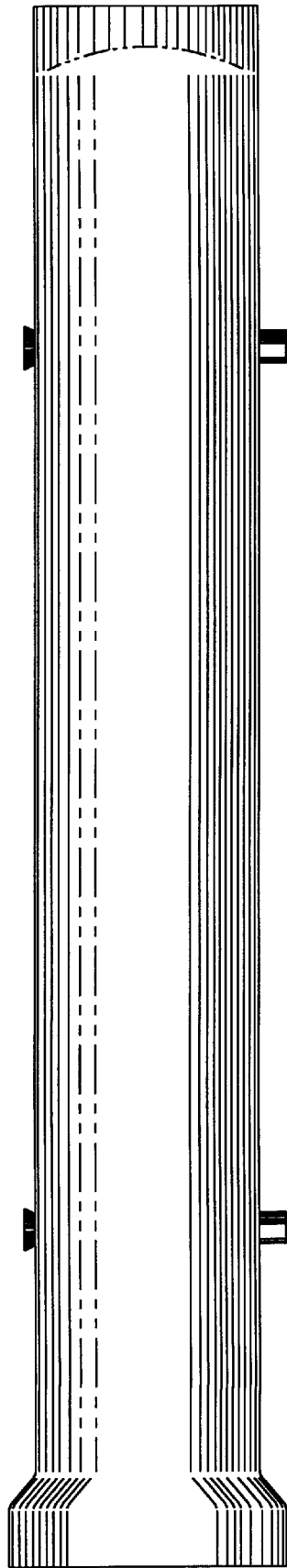


Fig. 3

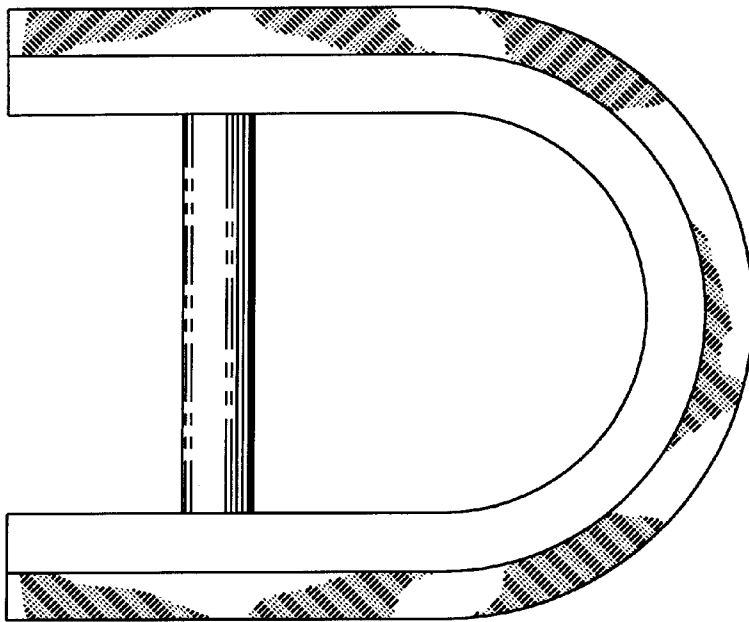


Fig. 4

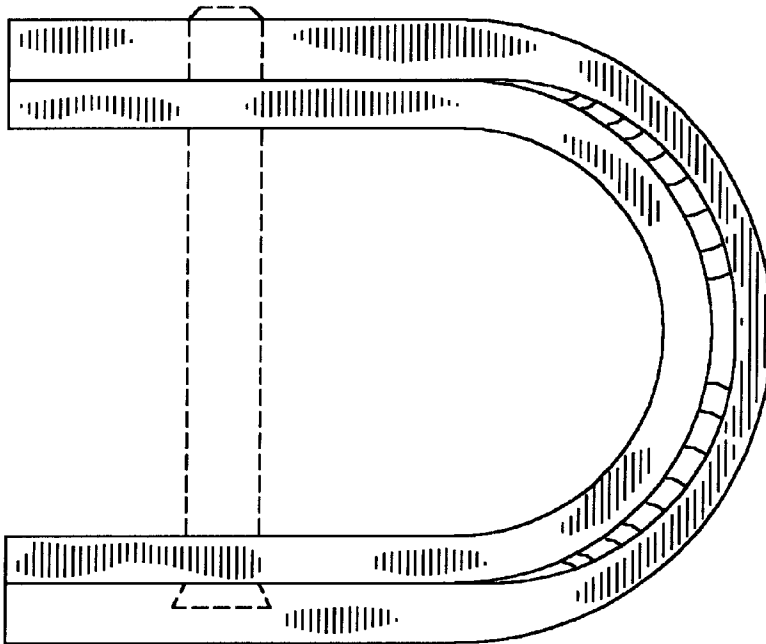


Fig. 5