



US00D635959S

(12) **United States Design Patent**
Hutchieson

(10) **Patent No.:** **US D635,959 S**

(45) **Date of Patent:** **** Apr. 12, 2011**

(54) **HEADPHONE**

(75) Inventor: **Brendan Hutchieson, Tai Kok Tsui**
(HK)

(73) Assignee: **Koninklijke Philips Electronics N.V.,**
Eindhoven (NL)

(**) Term: **14 Years**

(21) Appl. No.: **29/360,216**

(22) Filed: **Apr. 22, 2010**

(51) **LOC (9) Cl.** **14-01**

(52) **U.S. Cl.** **D14/205**

(58) **Field of Classification Search** D14/205,
D14/206, 223, 142, 188, 192; 381/370, 371,
381/374, 376, 377, 378, 379, 380, 381; 181/129,
181/130; 379/430, 431; D29/112; 2/209;
455/575.1, 90.3

See application file for complete search history.

(56) **References Cited**

U.S. PATENT DOCUMENTS

2,314,782 A *	3/1943	Goretsky	2/209
4,403,120 A *	9/1983	Yoshimi	381/380
D328,074 S *	7/1992	Yamazaki et al.	D14/205

D381,987 S *	8/1997	Tsuge	D14/205
D422,592 S *	4/2000	Deguchi	D14/205
D430,140 S *	8/2000	Roman	D14/205
7,072,483 B2 *	7/2006	Lenhard-Backhaus	381/383
D534,155 S *	12/2006	Obata	D14/205
D541,257 S *	4/2007	Thursfield	D14/205
D593,995 S *	6/2009	Shimizu	D14/205
D603,380 S *	11/2009	Hutchieson	D14/223
D625,705 S *	10/2010	Ohori et al.	D14/205

* cited by examiner

Primary Examiner — Paula Greene

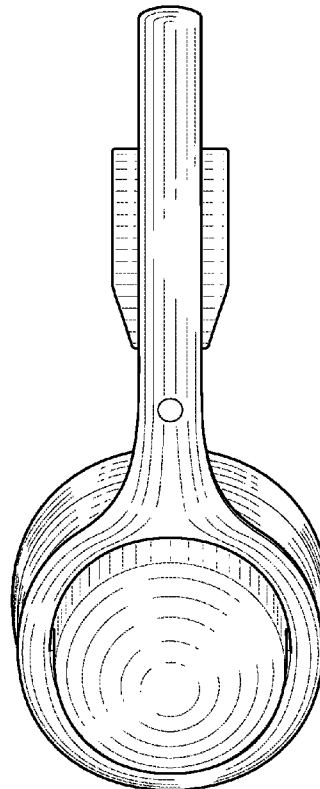
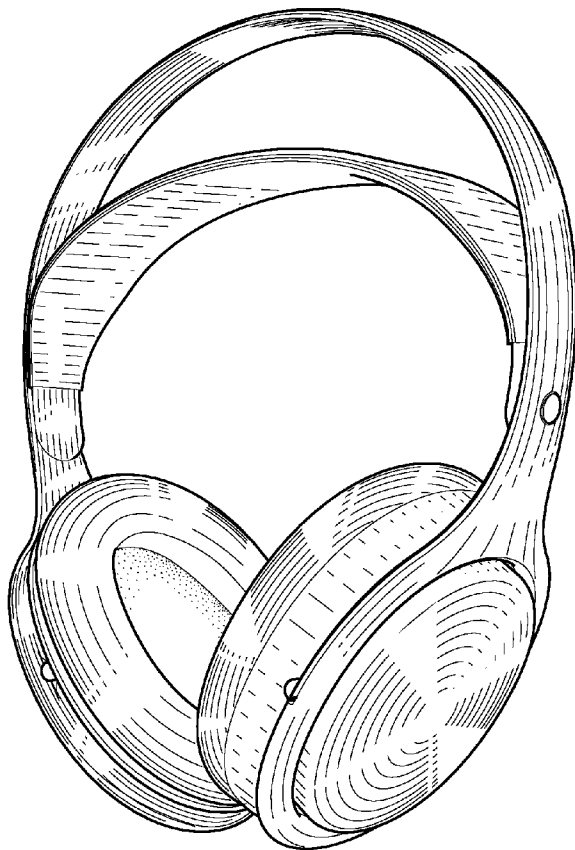
(57) **CLAIM**

The ornamental design for a headphone, as shown and described.

DESCRIPTION

FIG. 1 is a perspective view of a headphone showing my new design, the opposite perspective view is a mirror image;
FIG. 2 is a front elevational view thereof;
FIG. 3 is a rear elevational view thereof;
FIG. 4 is a right side elevational view thereof;
FIG. 5 is a left side elevational view thereof;
FIG. 6 is a top plan view thereof; and,
FIG. 7 is a bottom plan view thereof.

1 Claim, 5 Drawing Sheets



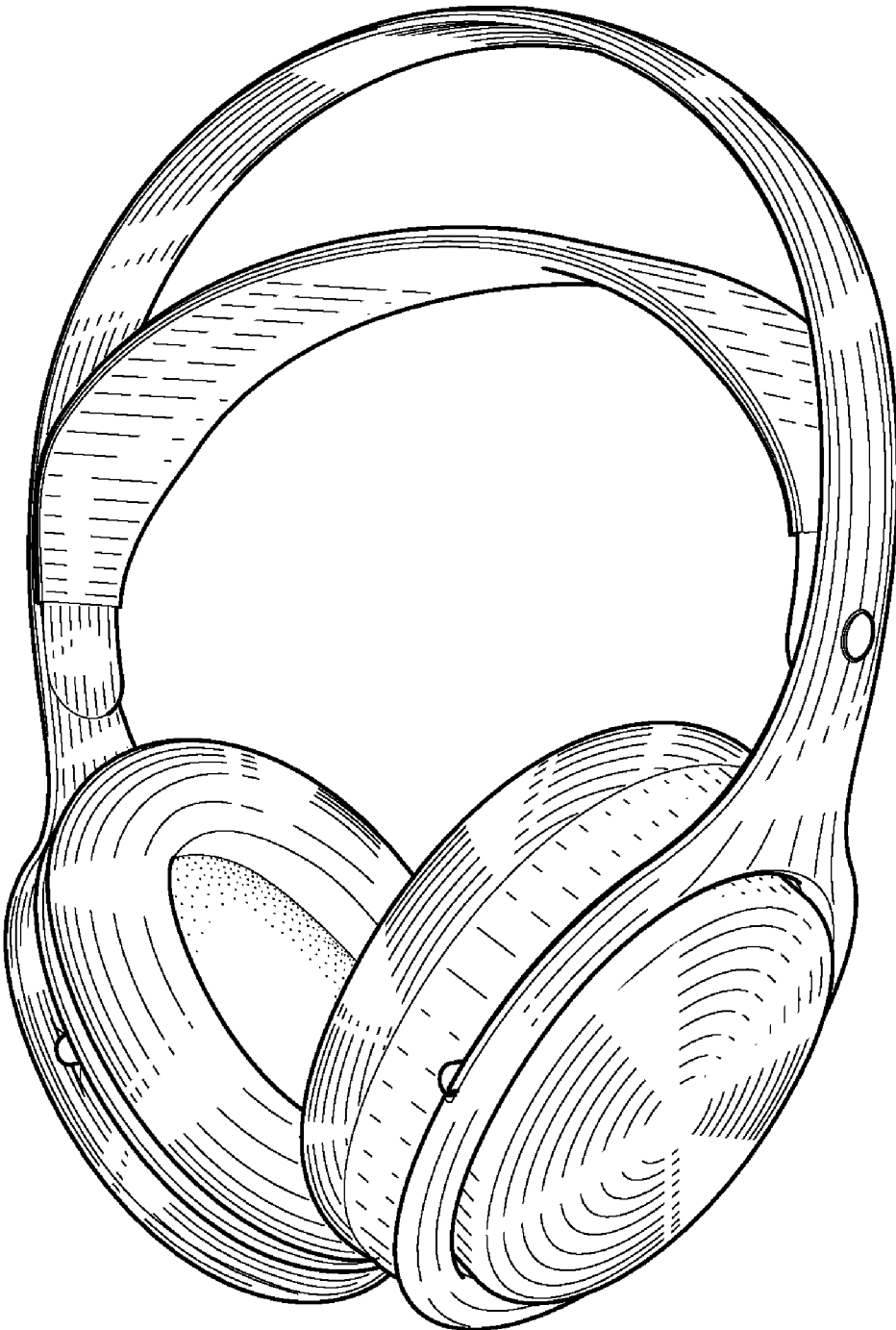


FIG. 1

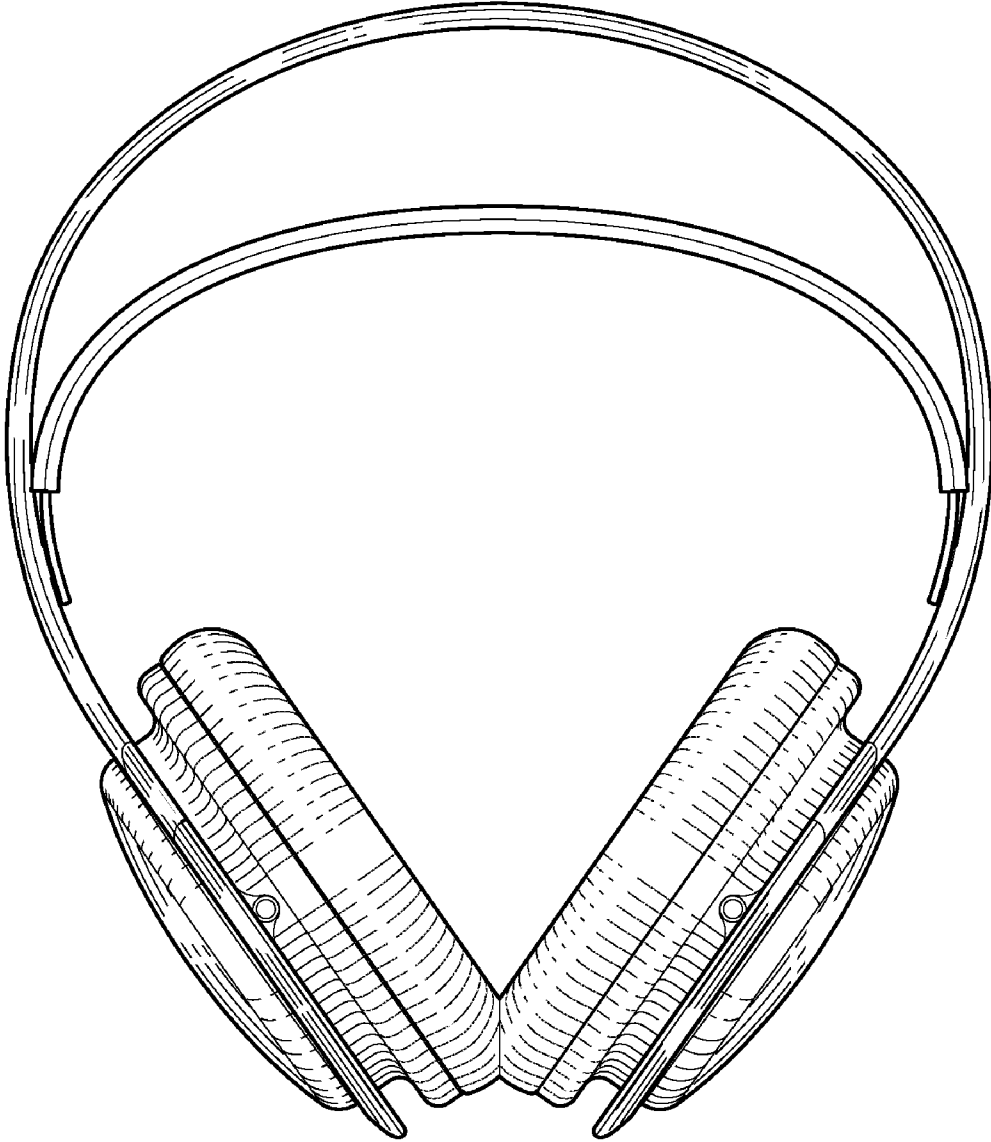


FIG.2

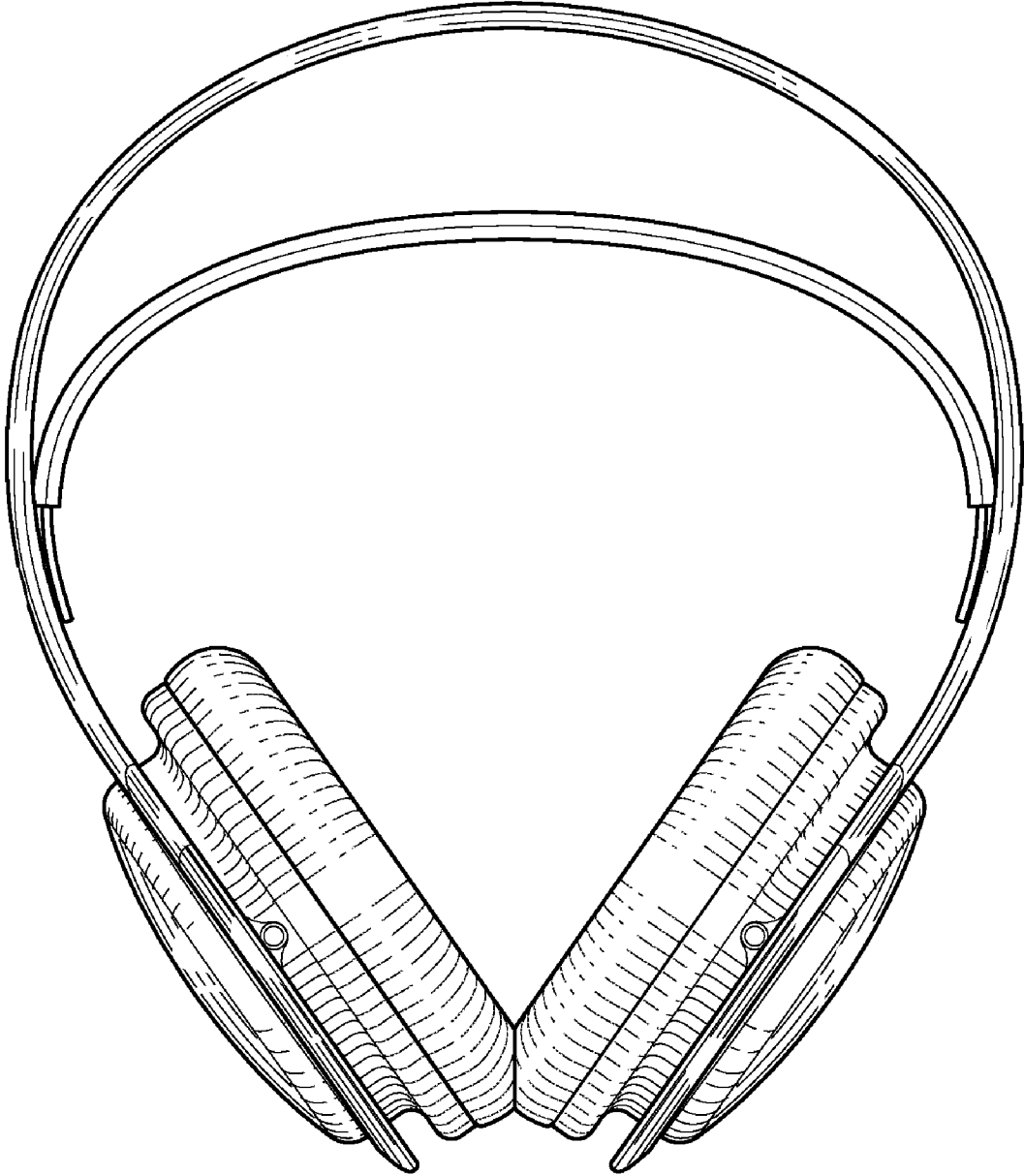


FIG.3

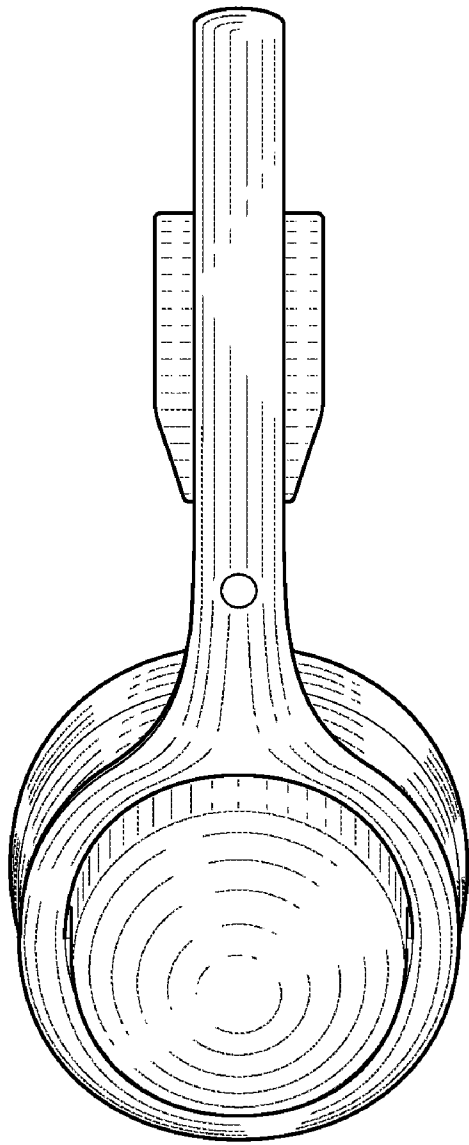


FIG. 4

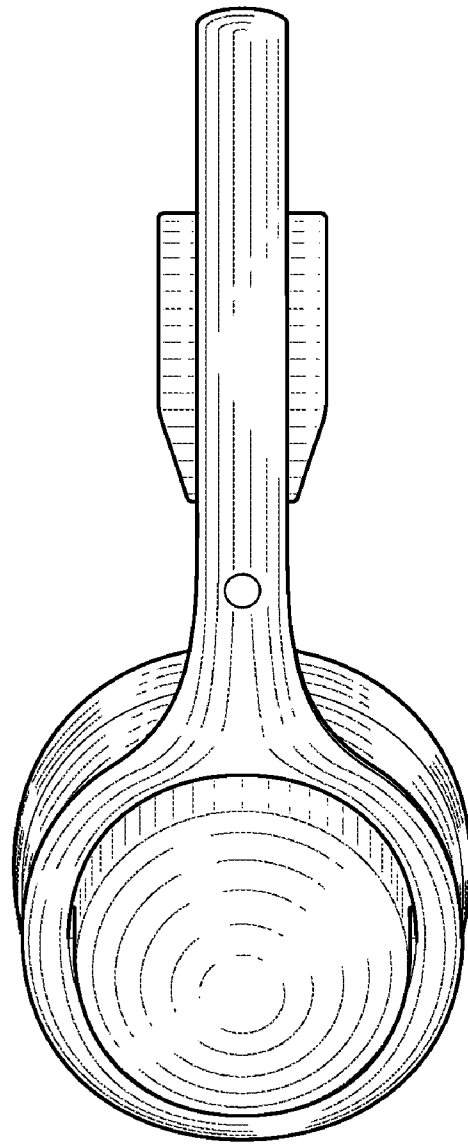


FIG. 5

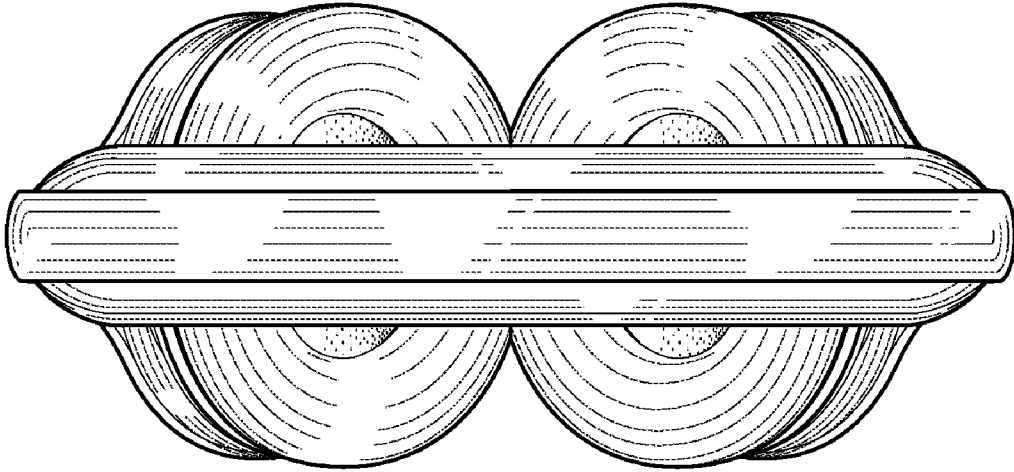


FIG. 6

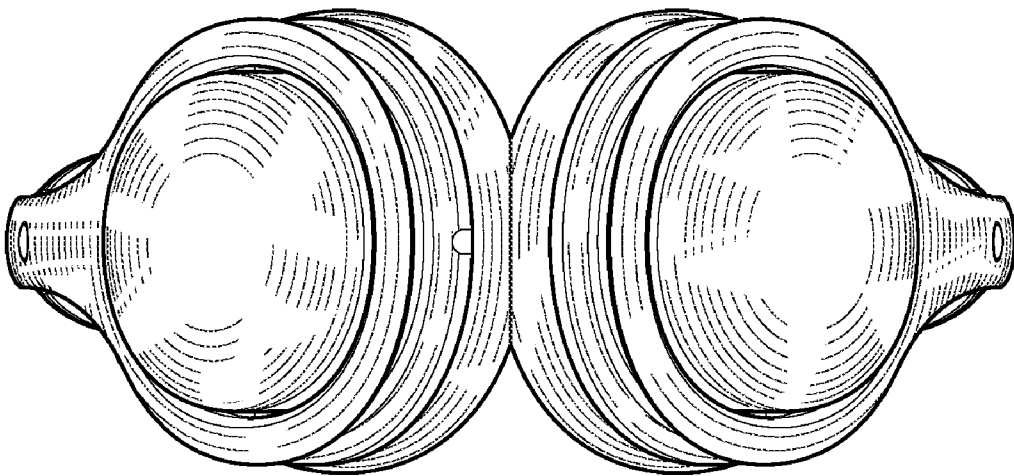


FIG. 7